



PARKS AND RECREATION BOARD

Milwaukie Parks and Recreation Board | 6101 SE Johnson Creek Blvd, Milwaukie, OR 97206

Members

Ben Johnson (Chair), Ali Feuerstein (Vice-Chair), Heather Baskerville (Acting Secretary), Gary Klein, Sabina Spencer, Jackson Calhoun, Virginia Pai, Councilor Desi Nicodemus

NCPRD Staff: Heather Koch, Planning and Development Manager

Milwaukie Staff: Natalie Rogers, Climate and Natural Resources Manager (PARB Liaison), Adam Moore, Parks Development Coordinator, Ann Ober, City Manager

AGENDA: September 28, 2022 | 4:30 – 6:00 p.m. | Online Zoom Meeting

4:30 – 4:35	Welcome/Review minutes from the August 24 meeting	Ben
4:35 – 4:45	Public Comment (General)	Ben
4:45 – 4:55	NCPRD Updates	Heather
4:55 – 5:10	City Updates	City Staff
5:10 – 5:30	Confirming 11/16/22 meeting, Calendar of Events	Adam
5:30 – 6:00	Parks Development Updates	Adam

PARB GOALS – 2022

Engagement: Invite and track participation from marginalized community members and community-based organizations or stakeholders/jurisdictions in park events and planning

Engagement: Find or create outreach materials to increase awareness of park presence and amenities for community members

PARB Administration: Add an equity and inclusion goal/statement in the upcoming PARB bylaws by the end of 2022

PARB Administration: Define how to track PARB annual goal data in monthly minutes

Sustainability: Learn more about food forests and edible landscaping/community gardens in parks

Advocacy: Advocate for a 'destination playground' for universal ability play



PARKS AND RECREATION BOARD

Milwaukie Parks and Recreation Board | 6101 SE Johnson Creek Blvd, Milwaukie, OR 97206

Present Members : Ben Johnson, Gary Klein, Virginia Pai, Ali Feuerstein, Martín Alvarez, Councilor Desi Nicodemus

NCPRD Staff: Heather Koch, Planning and Development Manager

City Staff: Adam Moore (Parks Development Coordinator), Courtney Wilson (Urban Forester) and Ann Ober (City Manager), Peter Passarelli (Public Works Director at City of Milwaukie)

August 24, 2022 | 4:30 – 6:00 p.m. | Zoom Meeting

AGENDA: August 24, 2022 | 4:30 – 6:00 p.m. | Online Zoom Meeting

Minutes from the July 27 PARB meeting were approved.

No members of the public were present for public comment.

NCPRD updates presented by Heather K

- Milwaukie Bay Park presentation was made to County Commission
- Milwaukie Bay Park concert was a success with over 600 attendees.
- New planning department was formed. Intern working on asset inventory and mapping. New project manager was hired and will start after Labor Day. Still interviewing for a long-range planner.
- [Fiesta Latina en el Parque](#) on September 10 @ 12:00 pm - 4:00 pm at North Clackamas Park 5440 SE Kellogg Creek Drive, Milwaukie, OR
- September 14 will be presenting revised methodology to the District Advisory Committee (DAC).

City Updates presented by Desi Nicodemus, Ann Ober and Adam Moore

- We need a better way to inform the public regarding the reasons why the City of Milwaukie is departing North Clackamas Parks and Recreation District (NCPRD).
- The unincorporated area will be most impacted by the separation.
- Discussion on this is occurring with the City of Milwaukie Mayor and City Council
- Ongoing discussion on how the City of Milwaukie can manage the parks ourselves.

- September 13: Council Study Session to discuss future park management. The plan will include a new organization structure, a list of capital projects to be transitioned from NCPRD, and an interim Master plan.
 - *Added comment 9/23/22 NR – This agenda item was moved to an executive session on 9/20/22*
- System Development Charges (SDC) rate created from the list of capital projects will be reviewed with PARB in one to two future meetings.
- Details can be found on website <https://www.milwaukieoregon.gov/parksmanagement>
- City council voted to use the current levy rate to create an 18 month ballot measure to help support Milwaukie Parks. The mayor thinks the rate is too low, and the ballot should ask for more. However, with current inflation the voters might not be willing to do so.
- Quality of work required participation from PARB.
- Anyone can be an advocate for the City of Milwaukie leaving NCPRD topic during their personal time.
- The Kellogg Dam removal will impact plans of all the parks surrounding the dam.
- Brief discussion around water quality of Kellogg Lake regarding algae and water sampling locations.
- Public engagement needs to call out that the three parks projects are on escalated schedule due to time constraints required by the State of Oregon.

PARB/Parks Development Calendar

- September 20 High level summary/engagement overview with City Council
- September 22 Playground Design Presentation. Will be a public presentation.
- September 28 Summary report from focus groups and public meetings. The 15 minutes Parks Development Updates will be extended to an hour.
- October 19 Moving the monthly PARB meeting to this date. The Parks Development Updates will be extended to two hours. Will start the PARB meeting at the regular 4:30 pm time. Materials for the meeting will be sent out in advance.

Parks Development Updates – Recording available on Milwaukie’s YouTube Channel

- The Focus Group – BIPOC Community (Invitation only) has been delayed due to summer vacation.
- July 13 - result of focus Group for spanish speaking community will be shared in the next meeting.
- July 25 - Focus Group – Persons with Disabilities (invitation only) will provide other channels for input. Maybe by survey, phone contact and/or email.
- July 20 - Balfour Park Open House was attended by 62 people. Received 41 in person survey responses and 31 online survey responses.

- August 4 - Scott Park engagement attended by 58 people. Presented the concept plan followed by a survey. Received 32 in person survey responses and over 100 online survey responses.
- August 6 - Bowman Brae Open House was attended by 55 people. Received 36 in person survey responses and 32 online survey responses.
- September 22 - Playground Design Presentation. This presentation will identify the various playground designs; hence improve input to future playground design.
- October 6 - Scott Park Planning Meeting 6:00pm to 8:00pm at the Ledding Library. Dinner provided. Postcards will be sent out in advance.
- October 13 - Balfour Park Planning Meeting 6:00pm to 8:00pm at the Ledding Library. Dinner provided. Postcards will be sent out in advance.
- October 17 - Bowman-Brae Planning Meeting 6:00pm to 8:00pm at the Ledding Library. Dinner provided. Postcards will be sent out in advance..
- October 19 - PARB monthly meeting. Draft Park Plans for Bowman Brae, Balfour and Scott will be presented for feedback.
- Some of the surveys returned identified the desire to have a splash pad at the three parks. This might not be feasible due to the size of the parks and cost associated with the building and maintenance of the feature. The question is whether the neighbors around the three parks want their parks to be identified as a destination park.

6:00 Adjourn



CITY OF MILWAUKIE

Park Development Update

September 20



Recent Engagement

Open Houses

Balfour Park

July 20

Bowman-Brae Park

August 6

Planning Meetings

Scott Park

August 4

Pop Engagement

Juneteenth Event

June 18

Bowman-Brae Park

July 25

Focus Groups

BIPOC in Spanish

July 13

People with Disabilities

July 20

People with Disabilities

Sept 7

BIPOC in English

Sept 8



Balfour Open House

62 People Signed In

49 In-person Surveys Received

45% In-person Surveys were from
new participants

Additional 71 Surveys received online

Common themes:

Natural Design Elements

Picnic Amenities

Preservation of Trees



Bowman-Brae Open House

55 People Attended

36 In-person Surveys Received

42% In-person Surveys were from
new participants

Additional 52 Surveys received online

Common themes:

Children – Play structure & Swings

Nature – Butterfly Garden

Community – Picnic Shelter



Scott Park Planning Meeting

58 People attended

32 surveys received in person

Additional 97 surveys received online

Preferred Concept:

Concept 1: 51%

Concept 2: 49%

Common Themes:

Nature

Inclusion

Community



Engagement Goals Update

BIPOC in Spanish: 13 Participants

People with Disabilities: 6 Participants

BIPOC in English: 4 Participants

Focus group interviews will continue

Of 421 total surveys received:

25.9% new participants

8.6% from BIPOC participants

Project e-mail list sign ups: 264

Learn more at the September 28 PARB Meeting



Upcoming Engagement

Playground Design Presentation on Zoom

Thursday, September 22 5:30 – 6:30pm
MilwaukieOregon.gov/Meetings

Online Planning Surveys

All Three Parks October 6 – 19
Engage.MilwaukieOregon.gov

Hybrid Planning Meetings

Scott Park	October 6
Balfour Park	October 13
Bowman-Brae Park	October 17

Ledding Library with Dinner In-Person
6:00 – 7:45pm

Presentation with Q&A on Zoom
MilwaukieOregon.gov/Meetings

CITY OF MILWAUKIE

REVIEW PLANS FOR THREE NEW PARKS

Join us to learn about the revised park plans for Scott, Balfour, and Bowman-Brae Parks. There will be an opportunity to ask questions and give feedback. Dinner will be provided.

OCTOBER 6 Scott Park Revised Plans	OCTOBER 13 Balfour Park Revised Plans	OCTOBER 17 Bowman-Brae Park Revised Plans
--	---	---

All events will be held from 6-7:45pm at Ledding Library and virtually over Zoom.

More event information and online survey available from October 6-19:
engage.milwaukieoregon.gov

REVISE LOS PLANES PARA TRES NUEVOS PARQUES

Únase para conocer los planes de parques revisados para los parques Scott, Balfour y Bowman-Brae. Habrá una oportunidad para hacer preguntas y dar su opinión. La cena será proporcionada.

6 DE OCTUBRE Planes revisados del parque Scott	13 DE OCTUBRE Planes revisados del parque Balfour	17 DE OCTUBRE Planes revisados del parque Bowman-Brae
--	---	--

Los eventos se llevarán a cabo 6-7:45pm en la biblioteca Ledding y virtualmente a través de Zoom.

Más información del evento y encuesta en línea disponibles del 6-19 de octubre:
engage.milwaukieoregon.gov

Updated Parks Development Timeline



Fall 2022

- Design Presentation (Sept 22)
- PARB Meeting (Sept 28 & Oct 19)
- Scott Park Meeting (Oct 6)
- Balfour Meeting (Oct 13)
- Bowman-Brae Meeting (Oct 17)

Winter 2022

- Council Update (Nov 1)
- Final Plans (~ Nov 16)
- Present Plans to Council (Dec 6)

Spring - Summer 2023

- Design Process
- Land Use Permitting

Late Fall 2023

- Final Design
- Final Permitting
- Construction Solicitation

Winter 2024

- Construction Begins

Fall 2024

- Project Completion
- Ribbon Cutting

Parks Discussion

Thank you!

Questions?

Adam M. Moore

Parks Development Coordinator

503-786-7624

moorea@milwaukieoregon.gov



MILWAUKIE PARK DEVELOPMENT PROJECT: BALFOUR PARK

SUMMER 2022 OUTREACH SUMMARY



Prepared for

City of Milwaukie



Prepared by

JLA Public Involvement

August 2022

Introduction

For the second phase of the City of Milwaukie's Parks Engagement Project, the City conducted an online survey and in-person event for Balfour Park in July and August 2022. Participants could learn about the Balfour Park redesign project, provide input on the current master plan, and provide feedback on what they would like to see in the park. The event and online survey were bilingual in English and Spanish.

Overall Participation and Notification

The project team developed an **online survey** and hosted an **in-person event** to gather community feedback. The online survey was open from July 25 – August 8, 2022. There were **172 visitors** and **71 responses** to the online survey.

The in-person event, held on July 20th, was well attended with **62 participants signing-in**, and approximately 80 people in attendance. Those who participated could visit a series of stations to provide input. The City also received **49 written surveys** and **4 written comment cards**.

The online survey and written survey had similar questions. A **total of 120 people responded to the survey** either online or in written form.

Community members were informed about the event through the following:

- Mailers were sent to addresses within a ½ mile radius of the park. A total, 1,755 post cards were mailed and an additional 150 were distributed at the Ledding Library, Hillside Manor Housing Complex, and neighborhood businesses.
- Social Media posts to Facebook pages.
- An article in the local Pilot newspaper introducing the parks project.
- Posts on the project website.
- Text message was sent to all Hillside Manor residents through their internal communication system with the assistance of Clackamas County Housing Authority.



Feedback Themes

Several themes emerged from the online and in-person feedback. Most respondents would like to see **natural design elements** in the park (i.e., nature play and native plantings), as well as **picnic amenities** (shelters and tables), **walking paths**, and **preservation of/adding additional fruit trees**. Many people said that they would like to see a swing set in Balfour Park as well.

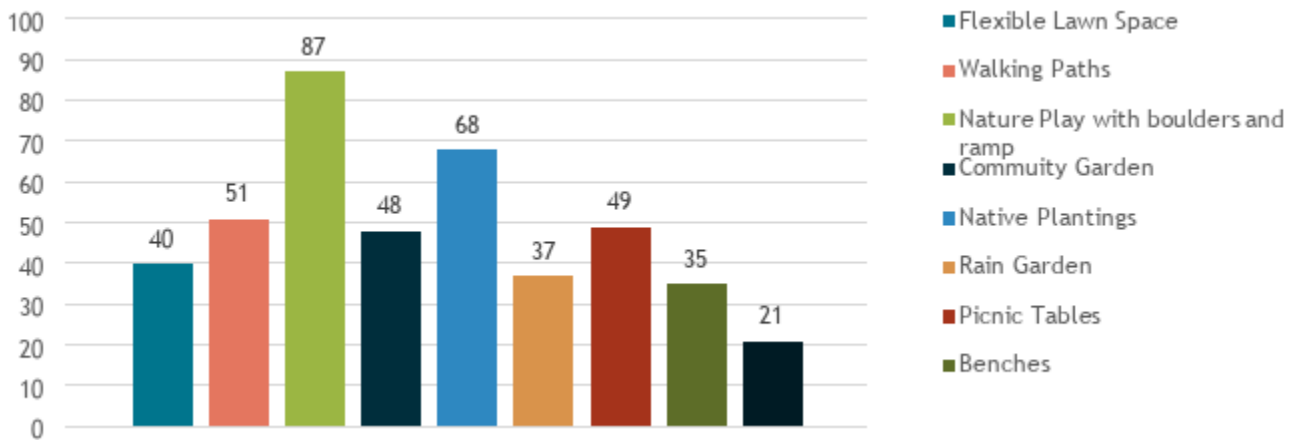
The addition of a splash pad was a popular write-in option that many participants supported.

Combined Online and In-Person Survey Responses

Participants were given the opportunity to answer a series of questions related to what they like about the current Balfour Park master plan, challenges they have when visiting the park, and desired improvements. Feedback from both the online survey and in-person event (which included a feedback form and interactive activities) has been combined and is summarized below.

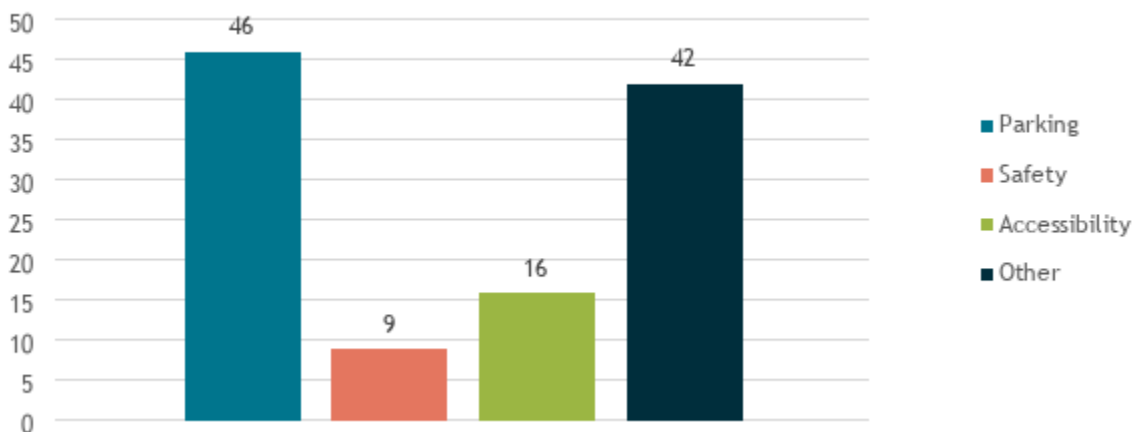
1. What do you like most about the current master plan?

The most selected elements were the **nature play area with boulders and a ramp (87)**, and **native plantings (68)**. Other favorites include walking paths, a community garden, and picnic tables.



2. Do you see any challenges to visiting the park once it is constructed?

Parking was indicated as the biggest challenge to accessing the park. Of those who responded as “other,” many said that **parking, bike racks, dog use, and transportation safety** getting to and from the park make it challenging to visit Balfour Park.

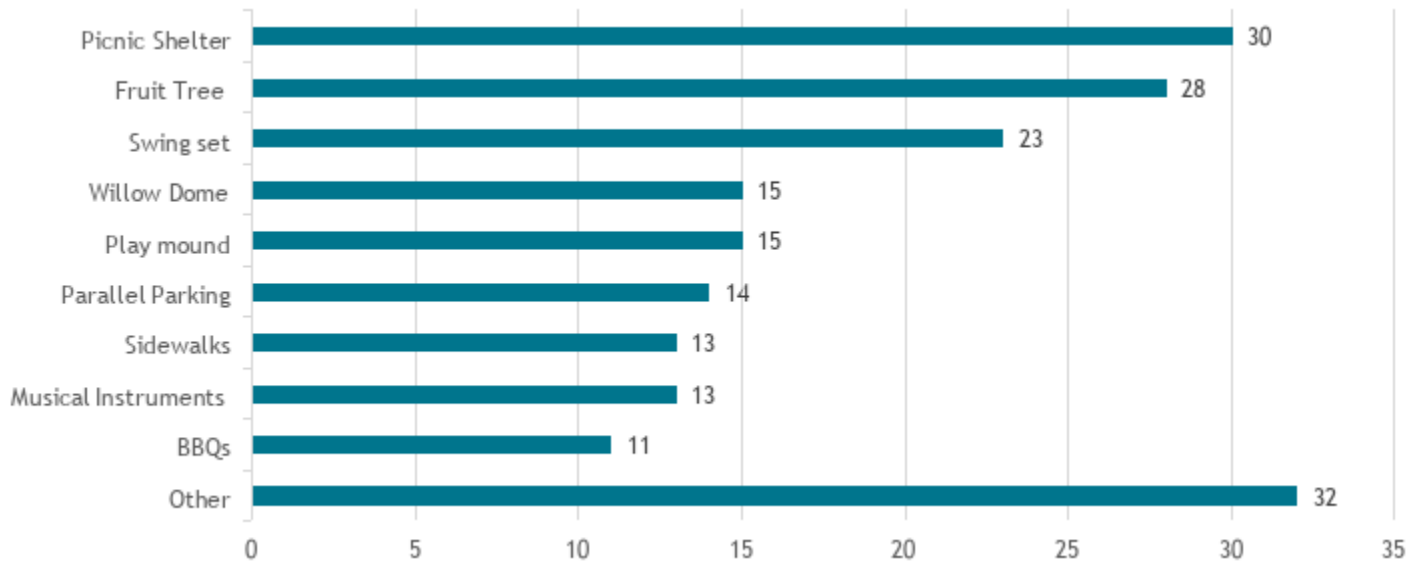


3. There is an opportunity to refresh the design, what do you want to see added to the design?

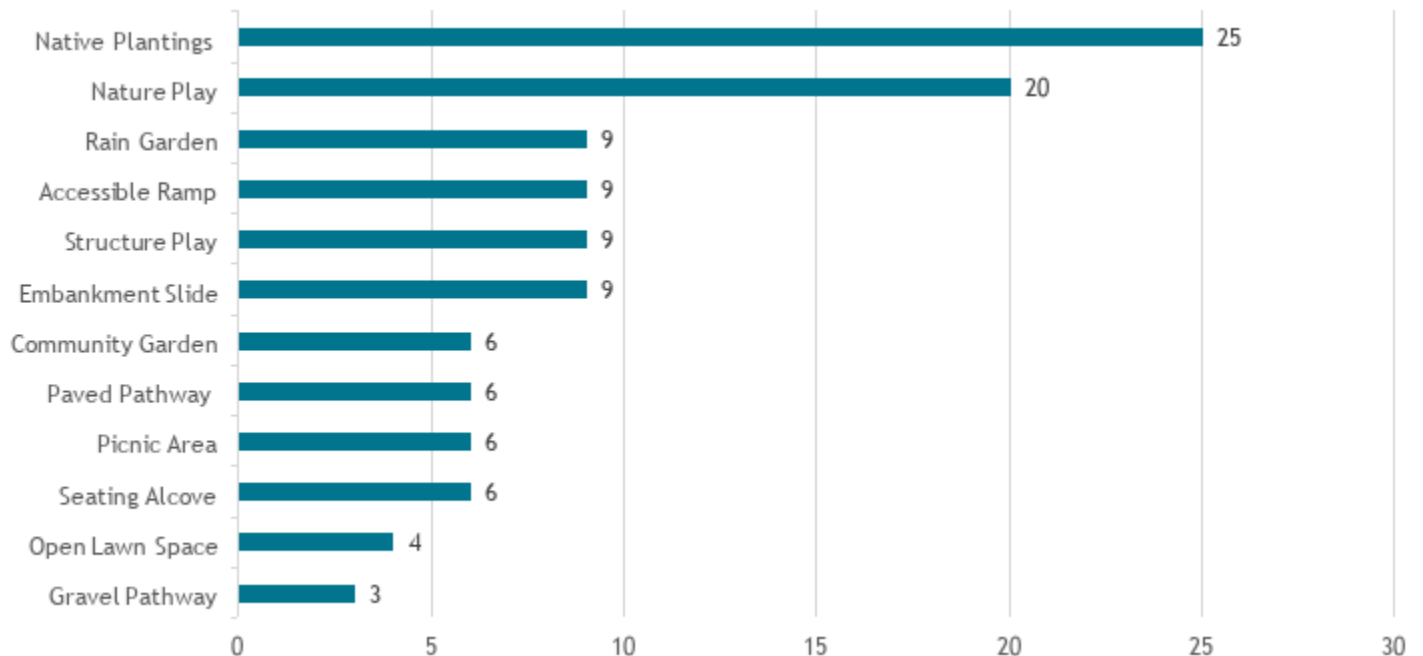
The most requested additional park elements were a **picnic shelter (30)**, **fruit trees (28)**, and **native plantings (25)**, followed by a **swing set** and **nature play**.

Of those who responded as “other,” a **splash pad** and a **covered community space** were most popular.

**These items were available for selection on the written survey and online.*



These items were offered only in the online version of the survey. Even so, **Native Plantings and **Nature Play** received a substantial number of selections.*

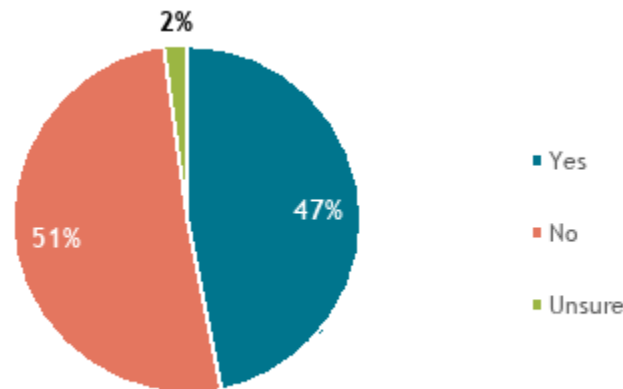


4. Is there anything else we should consider for the Balfour Park Design?

Participants had many ideas about how they would like the new park to look and feel, with many expressing excitement for a new park. Emphasis in these comments was placed on **protecting natural elements**, especially the existing trees. Participants also expressed desire for a **splash pad**. Several participants mentioned that they would like to **bring their dogs to the park**; however, respondents were divided on whether they wanted an off-leash or on-leash only option.

5. Have you participated in Milwaukie planning events before? (i.e., surveys, online or in-person open house, etc.)

A little more than half of respondents said that they had not participated in Milwaukie planning events before.



Dots Activity (What are your favorite elements?) *In-person only*

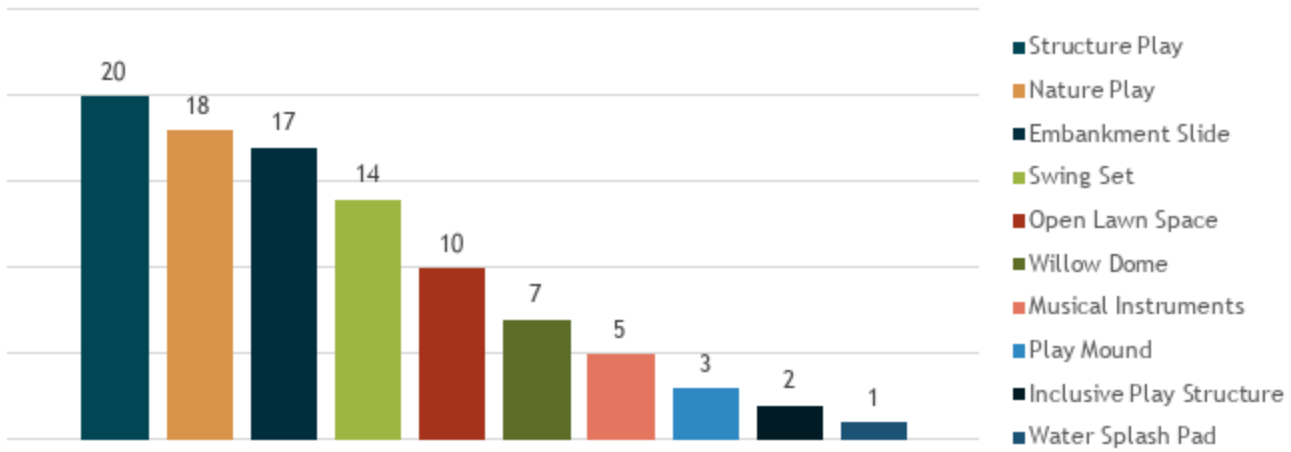
The in-person event also offered an activity for people to express their preferences. Each participant was given three dots to indicate their preferred elements in the park design. This covered some pieces from the current Master Plan and some of the items in the design refresh list above.

The feedback gathered from this activity reflected similar priorities as survey questions #1 and #2 above. The most popular elements were **picnic facilities (a shelter or area)**, **structure play** and **nature play**, **native plantings**, and walkways (with **paved pathways** being preferred to gravel or concrete). One difference between the survey responses and this dot exercise was that structure play was more preferred than nature play.

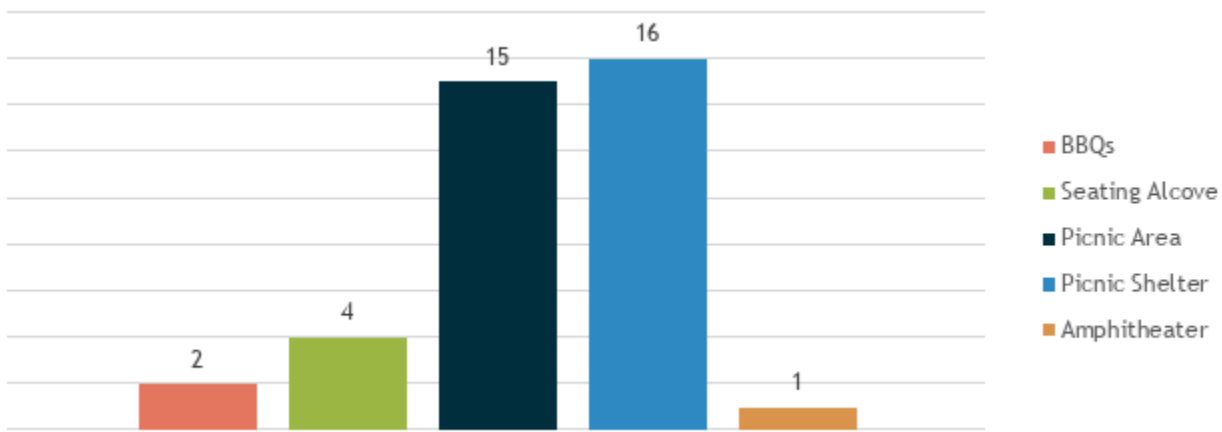
The top three elements for each category are as follows:

Play elements: Structure play (20), nature play (18), and embankment slide (17)

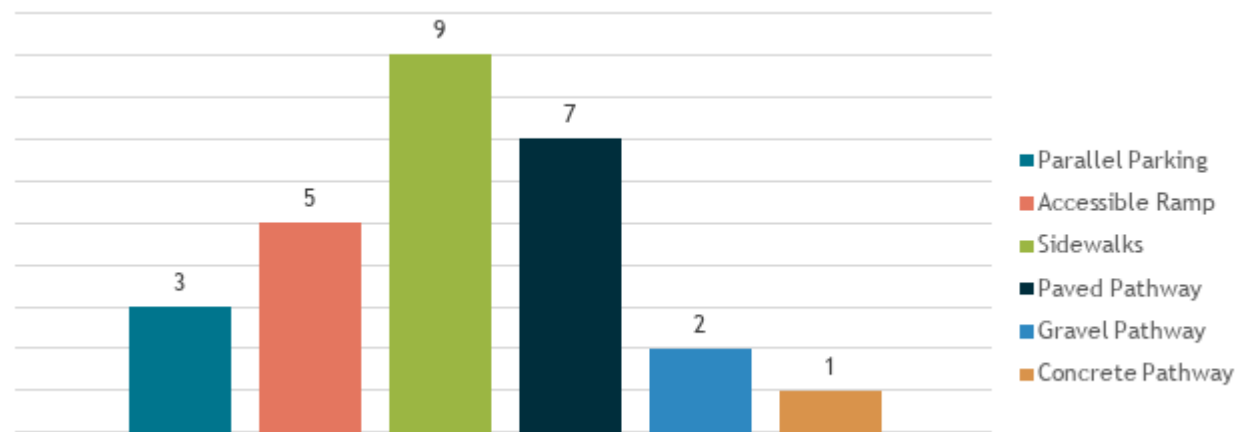




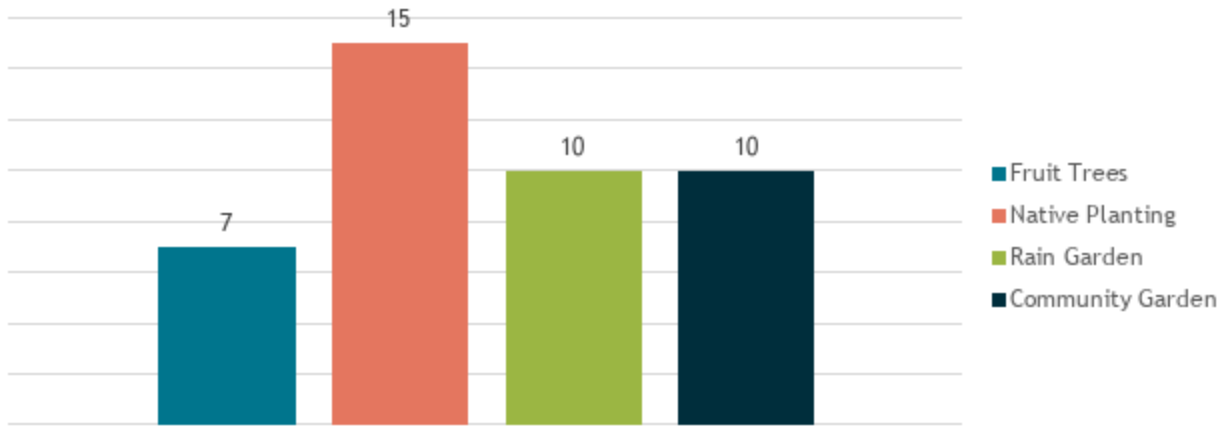
Gathering elements: Picnic shelters (16), picnic area (15), and seating alcove (4)



Circulation and access: Sidewalks (9), paved pathway (7), accessible ramp (5)



Planting and improvements: Native planting (15), rain garden (10), community garden (10)

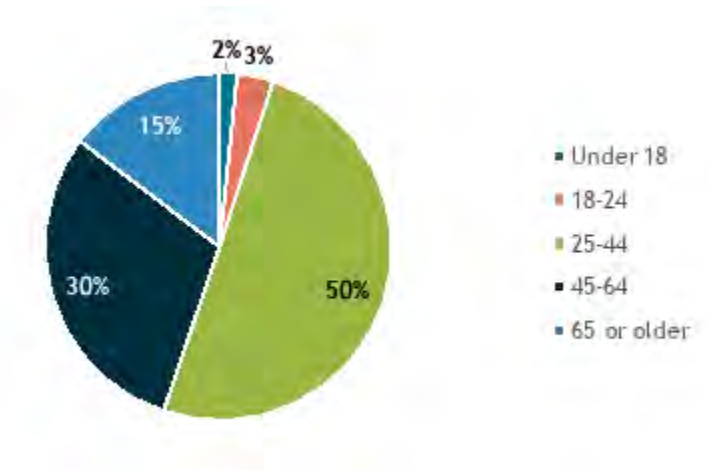


DEMOGRAPHICS INFORMATION

There were optional demographic questions on both the written and online surveys. Below are the results from those who provided answers to these questions.

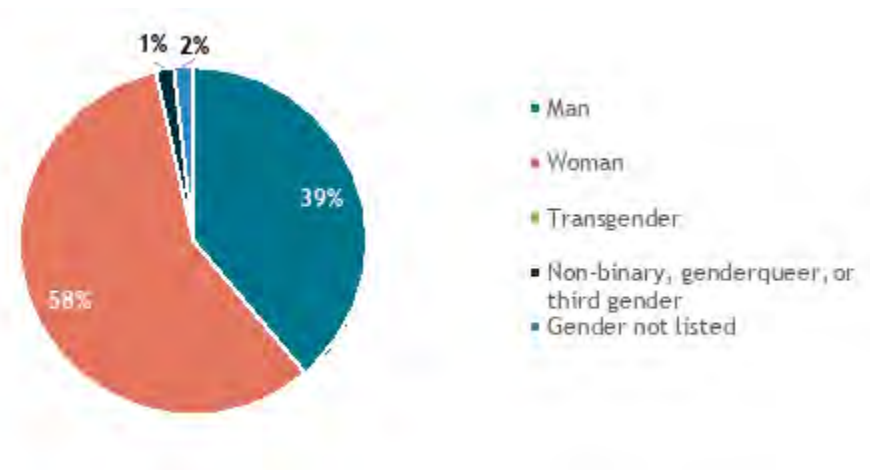
Age

The majority of participants were in the age range **25 to 44 (51%)**, followed by the **45 to 64-year-olds (31%)**. The under 18 and 65 or older age demographics were underrepresented in survey participation compared to the city rates.



Gender

The majority of the participants identified as women (58%) and a little more than a third (39%) identified as men.

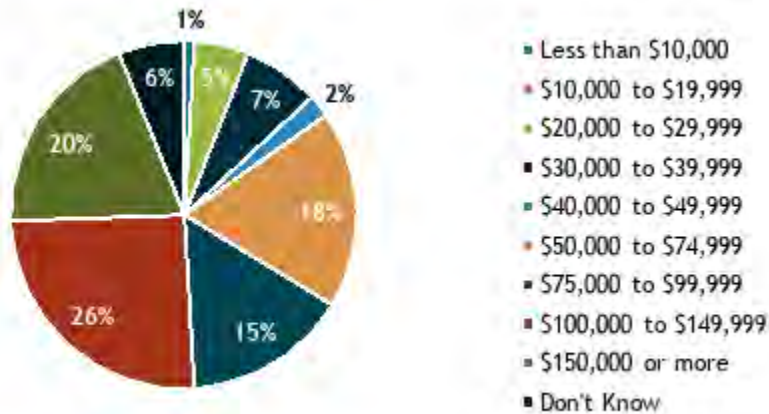


Race/Ethnicity

The majority of respondents (104) indicated that they identify as white. There were five (5) Black or African American respondents, one (1) Asian or Asian American, one (1) Native American, American Indian, or Alaska Native, and four (4) said their race was not listed. City of Milwaukie has a Hispanic population of 10% (higher in schools), this was not represented in the in participation.

Income

The majority of people responding have an annual income of **\$50,000 or more (79%)**, with 20% of those being over \$150,000. About 21% of respondents have a total annual household income below \$50,000 or don't know. This is substantially higher income rates than the City at 62% over \$50,000.

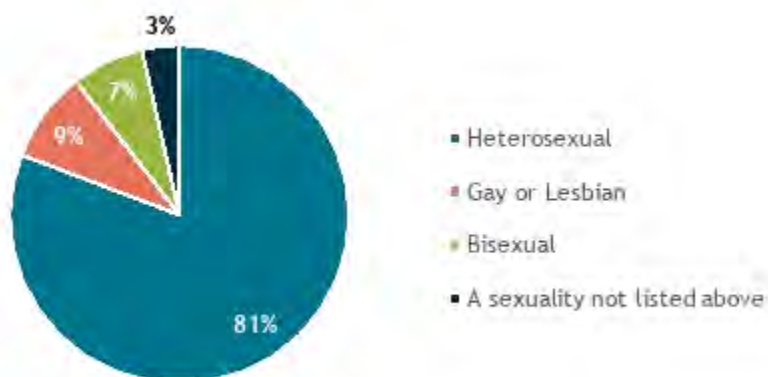


Language

Of those responding **100 people indicated English** as their primary language. 1 person indicated Russian, and 2 people said their language was not listed.

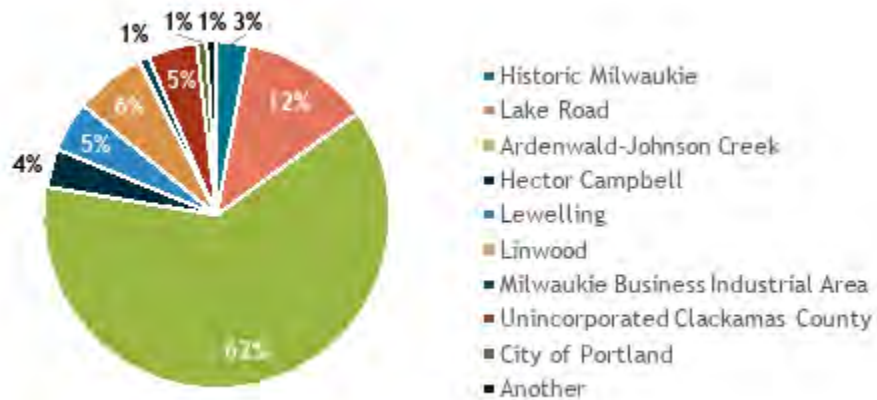
Sexual Orientation

Most respondents identify as **heterosexual (81%)**, with some identifying as gay or lesbian (9%), and bisexual (7%). *Note: This question was only asked in the online survey.*



Neighborhood

The majority of respondents indicated that they live or work in the **Ardenwald-Johnson Creek neighborhood (62%)**. Lake Road was another prominent area for participation.



What is your connection to Milwaukie?

The vast majority of respondents **live and/or own a home in Milwaukie**. Some work or own a business in the city. *Note: This question was only asked in the online survey.*



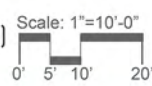
Lawn area

ROW

SE Balfour St

LEGEND/LEYENDA

- | | | |
|---|----------------------------------|---|
| ① Stormwater Swale
(Pantano de aguas de tormentas) | ④ Bike Rack
(Portabicicletas) | ⑦ Picnic Table
(Mesa de picnic) |
| ② 6'-8' Wide Pathway
(Camino 6' - 8' de ancho) | ⑤ Slide Mound
(Montículo) | ⑧ Community Garden
(Jardín comunitario) |
| ③ Low Retaining Wall
(Muro de contención pequeño) | ⑥ Bench
(Banco) | ⑨ Park Entry Sign
(Letrero de entrada al parque) |



BALFOUR PARK | MASTER PLAN



MILWAUKIE PARK DEVELOPMENT PROJECT: BOWMAN-BRAE PARK

SUMMER 2022 OUTREACH SUMMARY



Prepared for

City of Milwaukie



Prepared by

JLA Public Involvement

August 2022

Introduction

For the second phase of the City of Milwaukie's Parks Engagement Project, the City conducted an online survey and in-person event for Bowman-Brae Park in late July and early August 2022. Participants could learn about the Bowman-Brae Park redesign project, provide input on the current master plan, and feedback on what they would like to see in the park. The event and online survey were bilingual in English and Spanish.

Overall Participation and Notification

The project team developed an **online survey** and hosted an **in-person event** to gather community feedback. The online survey was open from July 25 – August 15, 2022. There were **90 visitors** and **52 responses** to the online survey. Additional time was added to Bowman-Brae due to the open house being postponed due to extreme weather.

The in-person event, held on August 6th, had approximately 55 people in attendance, with 37 people signing-in at the event. Those who participated could visit a series of stations to provide input. The City also received **36 written surveys**, and **1 written comment card**.

The online survey and written survey had similar questions. A **total of 88 people responded to the survey** either online or in written form.

Community members were informed about the event through the following:

- Mailers were sent to addresses within ½ mile of the park. A total of 1,633, 1,483 post cards were mailed and an additional 150 were distributed at the Ledding Library, at City buildings, and by the neighborhood association.
- Social Media posts to Facebook pages.
- An article in the local Pilot newspaper introducing the parks project.
- Posts on the project website.
- NDA email list helped share information.

Feedback Themes

Several themes emerged from the online and in-person feedback, with many indicating that they would like park **elements that support children, nature, and community**. Of the provided Master Plan options **structure play** was a top priority, as was **walking paths** and a **picnic shelter**. For options to be added, a **butterfly garden and swing set** were prioritized, as well as **native plantings**.

Parking was projected to be a common challenge in visiting the park. There was also significant concern about the blocked access from SE Where Else Lane, with many park users saying that they felt this was an equity and accessibility issue, particularly for users with children or limited mobility.

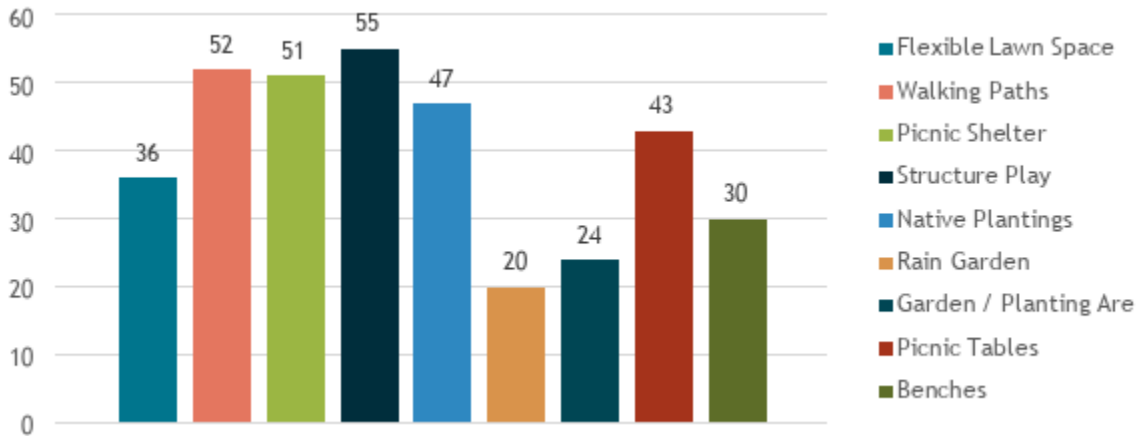
Combined Online Survey and In-Person Responses

Participants were given the opportunity to answer a series of questions related to what they like about the current Bowman-Brae Park master plan, challenges they have when visiting the park, and desired

improvements. Feedback from both the online survey and in-person event (which included a survey and interactive activities) has been combined and is summarized below.

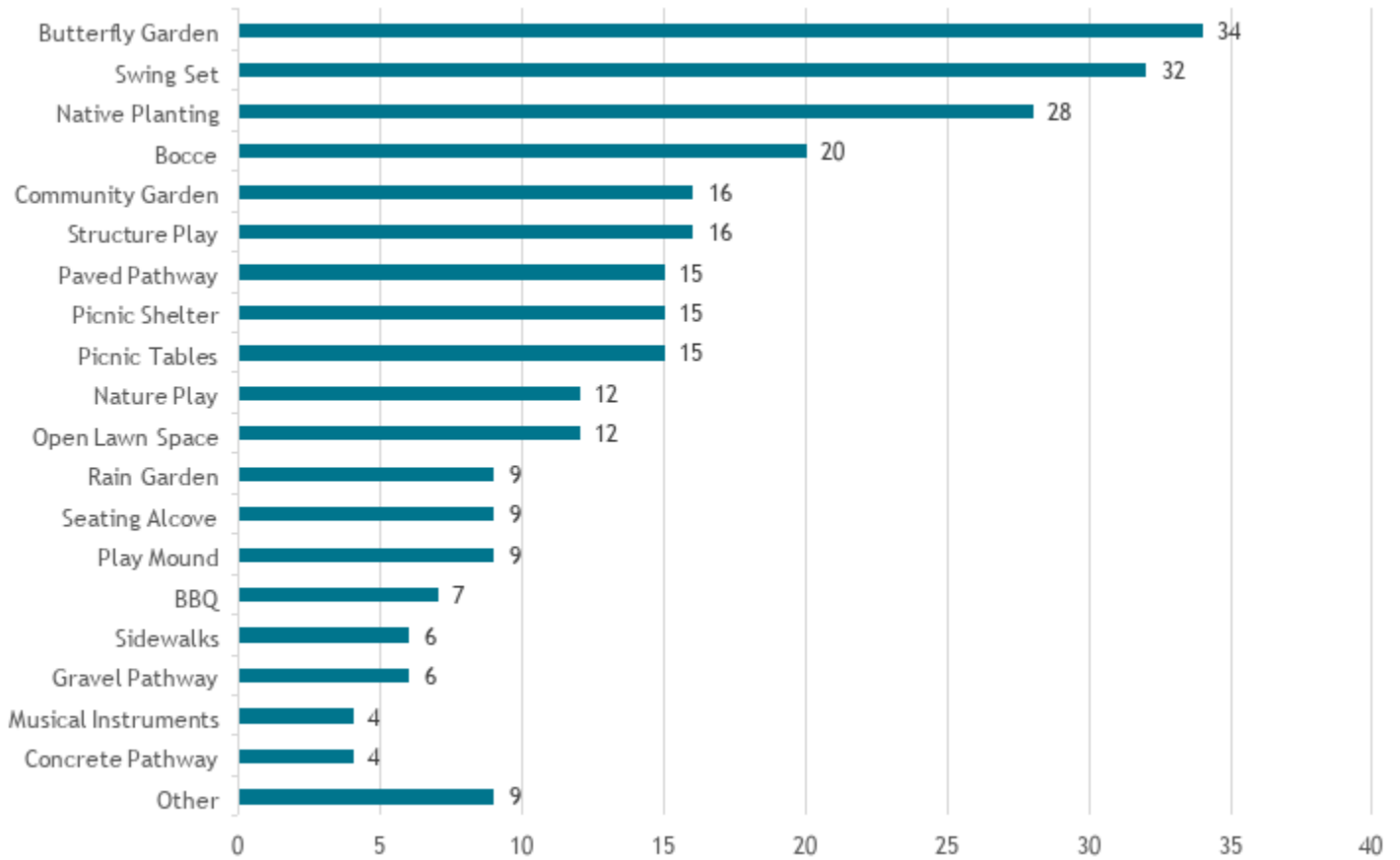
1. What do you like most about the current master plan?

The most common preferred elements included **structure play (55)**, **walking paths (52)**, and **picnic facilities (shelter 51 / tables 43)**. Native plantings (47) was also a popular element.



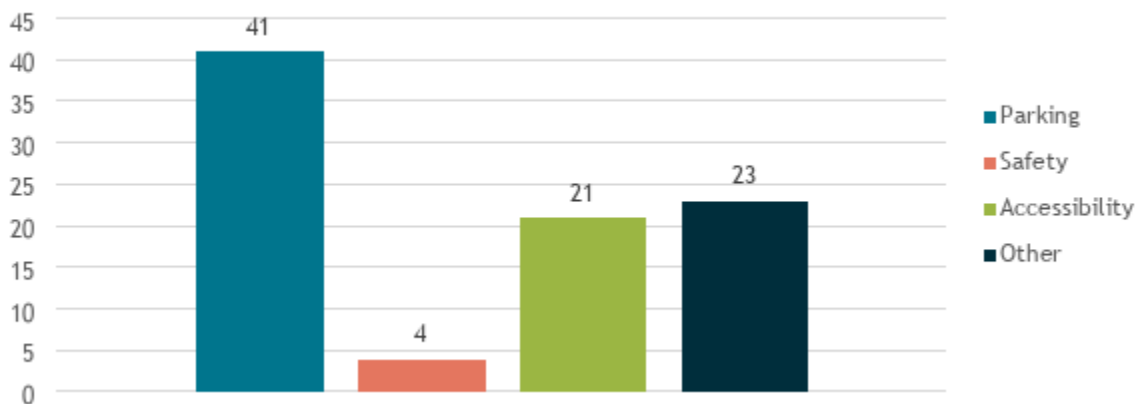
2. There is an opportunity to refresh the design, what do you want to see added to the design?

A **butterfly garden (34)** and **swing set (32)** were the most requested additional options, followed closely by **native plantings (28)**. A bocce court (20), structure play (16), and community garden (16) were the next preferred.



3. Do you see any challenges to visiting the park once it is constructed?

Respondents said that **parking (41)** would be the most challenging aspect to visiting the park. In addition, many people brought up the lack of **access via SE Where Else Lane (22)** and mentioned safety and accessibility issues, especially for younger and older users.



4. Is there anything else we should consider for the Bowman-Brae Park Design?

Many people mentioned the need for **trees, shade, and protection of natural elements in the park.**

Several people would like to see **water features** at the park, like drinking fountains or a splash pad. Others

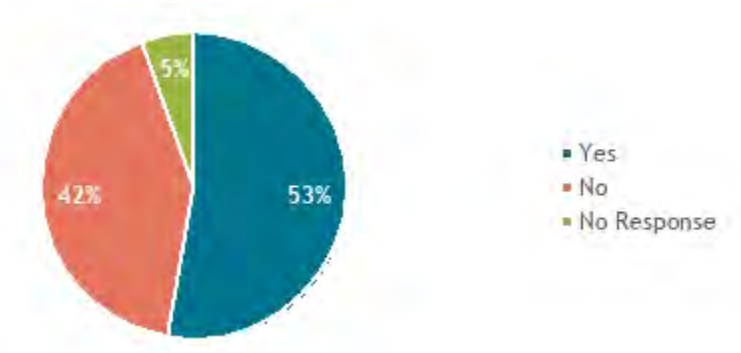
mentioned services for **dogs** (i.e., fenced area or dog run, poop bag station, etc.) and said that they would like to see **fruit trees or a community garden** in the park.

There was also a strong emphasis on various family and kid friendly areas with many **play options** like monkey bars, baby swings, inclusive play features, or basketball mentioned.

While some respondents requested restroom facilities, other asked that restrooms not be installed. The same was true of parking facilities.

5. Have you participated in Milwaukie planning events before? (i.e., surveys, online or in-person open house, etc.)

A little more than half of respondents said that they had not participated in Milwaukie planning events before. *Note: This question was only asked on the written survey only.*

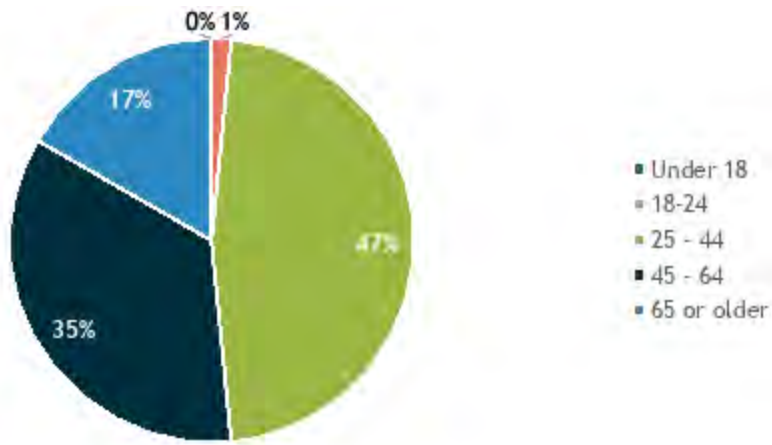


DEMOGRAPHICS INFORMATION

There were optional demographic questions on both the written and online surveys. Below are the results from those who provided answers to these questions.

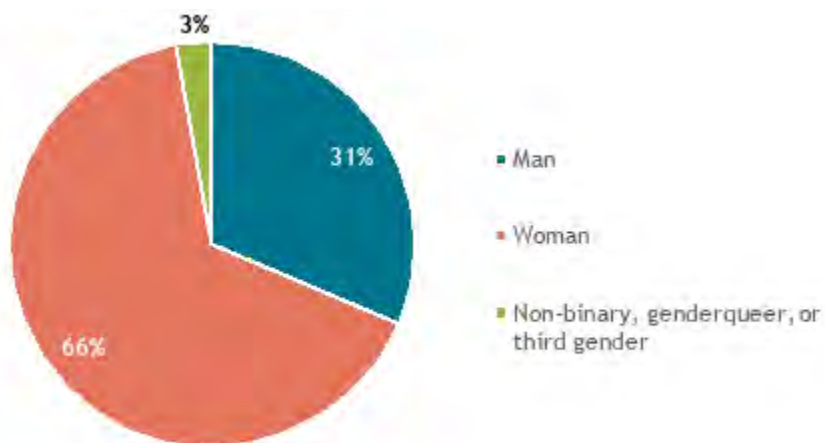
Age

The majority of participants were in the age range **25 to 44 (47%)**, followed by the **45 to 64-year-olds (35%)**. The under 18 and 65 or older age demographics were underrepresented in survey participation compared to the city rates.



Gender

The majority of the participants identified as women (66%) and a little more than a third (31%) identified as men.

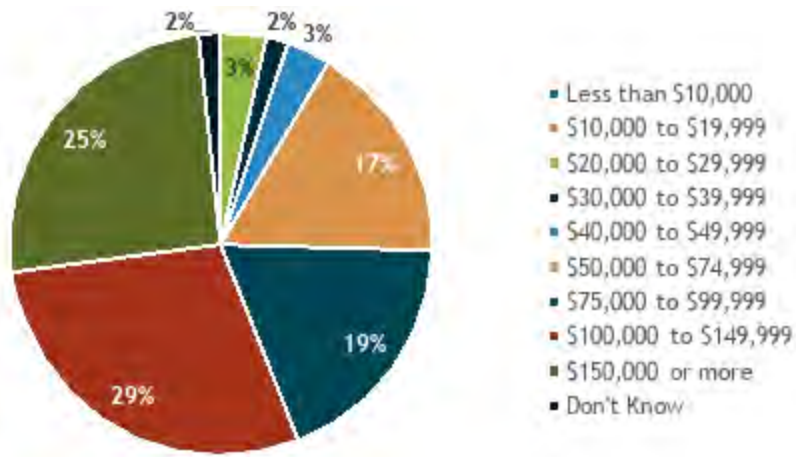


Race/Ethnicity

The majority of respondents (63) indicated that they identify as white. There were five (5) Black or African American respondents, one (1) Asian or Asian American, one (1) Native American, American Indian, or Alaska Native, and four (4) said their Race was not listed. City of Milwaukie has a Hispanic population of 10% (Higher in schools), this was not represented in the in participation.

Income

The majority of people responding have an annual income of **\$50,000 or more (90%)**, with 25% of those being over \$150,000. About 10% of respondents have a total annual household income below \$50,000 or don't know. This is substantially higher income rates than the City at 62% over \$50,000.

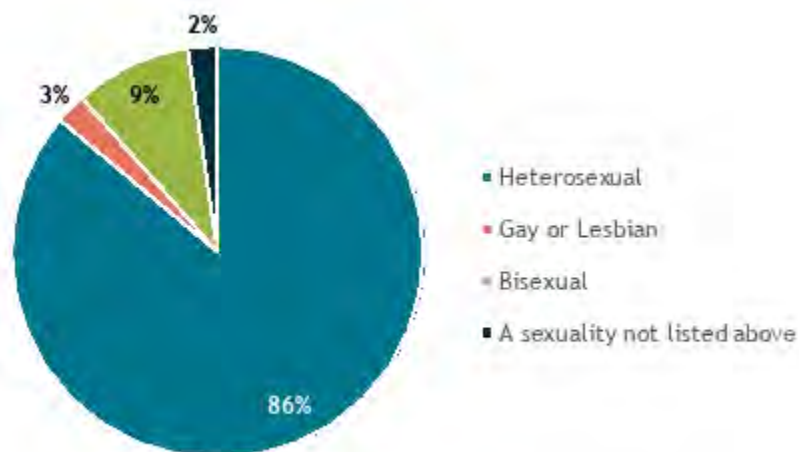


Language

Of those responding **59 people indicated English** as their primary language. 1 person indicated ASL is the language most used in their home.

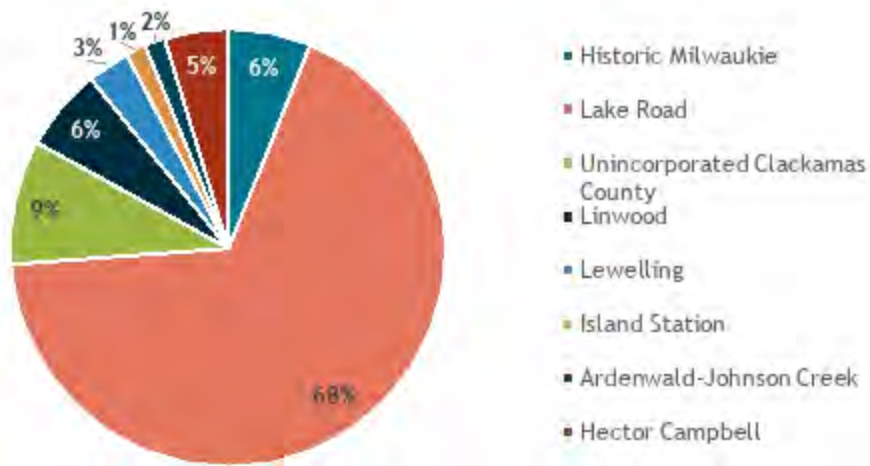
Sexual Orientation

Most respondents identify as **heterosexual (86%)**, with some identifying as gay or lesbian (3%), bisexual (9%), or their sexuality was not listed (2%). *Note: This question was only asked in the online survey.*



Neighborhood

The majority of respondents indicated that they live or work in the **Lake Road neighborhood (68%)**. Unincorporated Clackamas County was the other significantly represented area.



What is your connection to Milwaukie?

The vast majority of respondents **live and/or own a home in Milwaukie**. Some work or own a business in the city. Some work or own a business in the city. *Note: This question was only asked in the online survey.*

Existing Pump House
Estación de bombeo actual

1

Open Lawn
Plaza con césped

2

3

4

Play Area
Área de recreación

SE Bowman St

5

7

8

SE Brae St

Private Driveway/Entrada Privada

LEGEND (LEYENDA)

1

Stormwater Swale
Pantano de aguas de tormentas

2

6'-8' Wide Pathway
Camino 6' - 8' de ancho

3

Picnic Table
Mesa de picnic

4

Bench
Banco

5

Bike Rack
Portabicicletas

6

Main Park Entry
Entrada principal

7

Picnic Shelter
Área cubierta para comer

8

Screening Shrubs
Arbustos de ocultación



Scale: 1"=10'-0"
0 5 10 20



MILWAUKIE PARK DEVELOPMENT PROJECT: SCOTT PARK

SUMMER 2022 OUTREACH SUMMARY



Prepared for

City of Milwaukie



CITY OF MILWAUKIE

Prepared by

JLA Public Involvement

August 2022

Introduction

For the second phase of the City of Milwaukie's Parks Engagement Project, the City conducted an online survey and in-person event for Scott Park in August 2022. At the in-person event, the City gave a presentation about the feedback from the May online survey and in-person event, shared the two concept plans created from that feedback, and had the opportunity to give feedback on the concept. The event and online survey were bilingual in English and Spanish.



Overall Participation and Notification

The project team developed an **online survey** and hosted an **in-person event** to gather community feedback and share two concept plans for the park. The online survey was open from August 5 – August 18, 2022. There were **169 visitors** and **97 responses** to the online survey.

The in-person event, held on August 4th, had approximately 58 people in attendance, with 16 people signing-in at the event. Those who participated could visit a series of stations to provide input. The City also received **32 written surveys**.

The online survey and written survey had similar questions. A **total of 129 people responded to the survey** either online or in written form.

Community members were informed about the event through the following:

- Mailers were sent to addresses within a ½ mile radius of the park. A total, 1,816 post cards were mailed and an additional 300 were distributed at the Ledding Library, City offices, the Milwaukie Farmer's Market, North Main Apartments, and other downtown locations.
- Social Media posts to Facebook pages.
- An article in the local Pilot newspaper introducing the parks project.
- Posts on the project website.

Feedback Themes

Nature, inclusion, and community were the key themes from this round of outreach, with nature-related elements being the most popular type of elements people would like to see in the new park design.

Many users appreciate the current pond and the animals living there and wish to protect their habitat, and for some, that includes having a more peaceful or quiet park that supports a healthy habitat. Of those who requested a play structure, **many prefer "nature play"** to "structure play" or traditional playground design.



Architectural elements requested the most include the **pergola and stage**, and many participants liked that these elements offer large groups a chance to come together and engage. Many respondents mentioned that if these elements were included in the park, they need to be made accessible for users with mobility devices like wheelchairs.

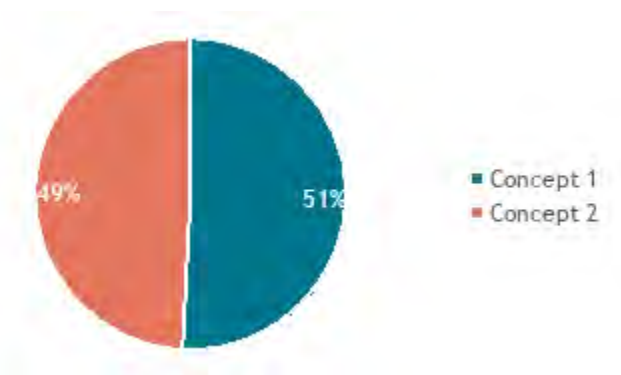
Overall, respondents would like Scott Park to be a welcoming space for all users and foster natural habitat.

Combined Online and In-Person Survey Responses

Participants were given the opportunity to answer a series of questions related to what they like about the two Scott Park concept plans, challenges they have when visiting the park, and desired improvements. Feedback from both the online survey and in-person event (which included a feedback form and interactive activities) has been combined and is summarized below.

1. Which of the two concept plans best addresses community needs and feedback?

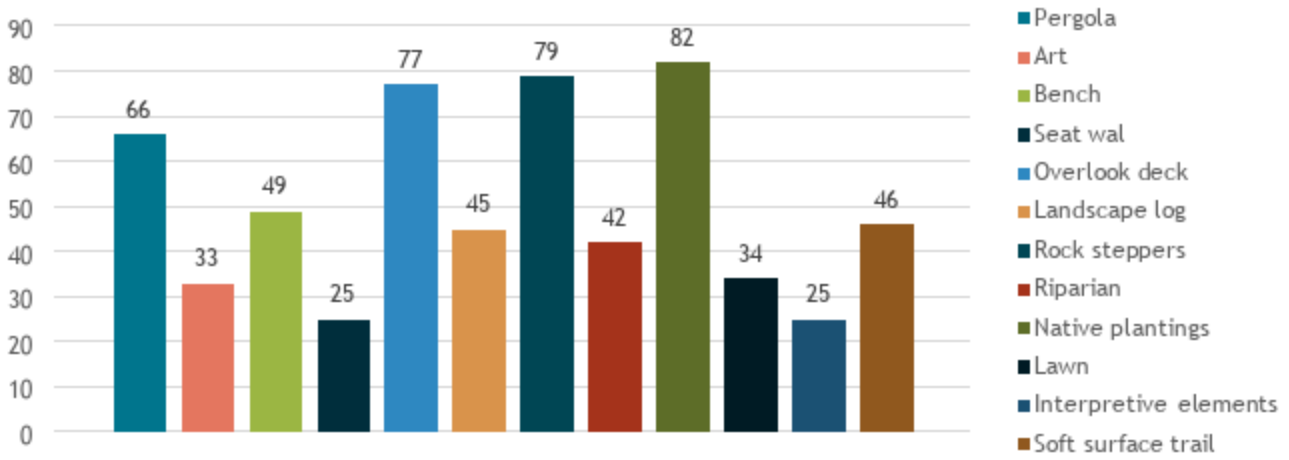
Preference between the two concept plans for was equally distributed, with **Concept 1** receiving just 2 more comments voicing support than Concept 2.



2. Circle your top 5 favorite elements for each concept. We might be able to combine the community's favorite elements in the final design for Scott Park!

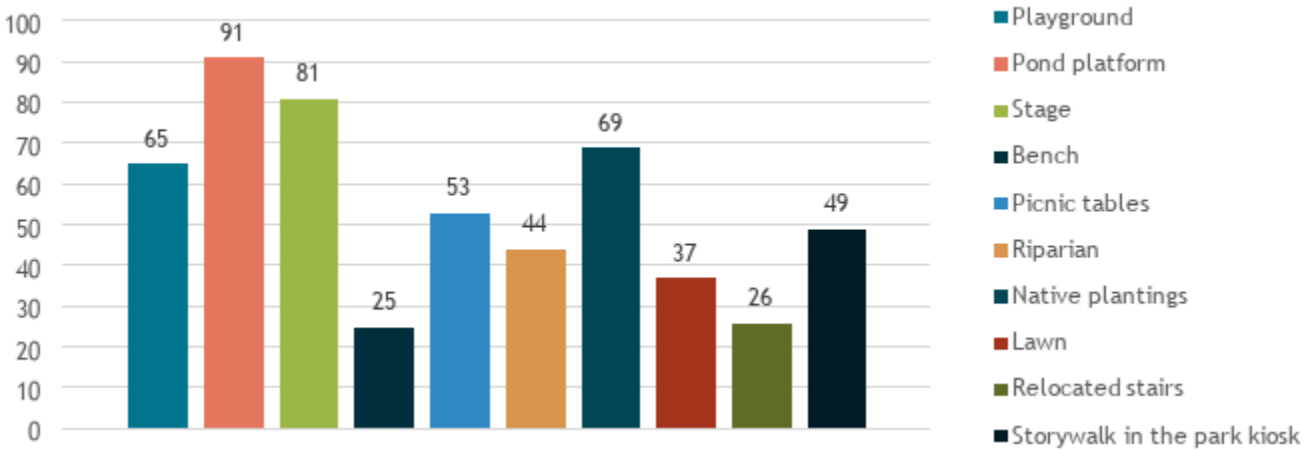
Favorite elements for Concept 1

For Concept 1, the preferred elements include **native plantings (82)**, **rock steppers (79)**, and the **overlook deck (77)**. The **pergola (66)** was also a popular element.



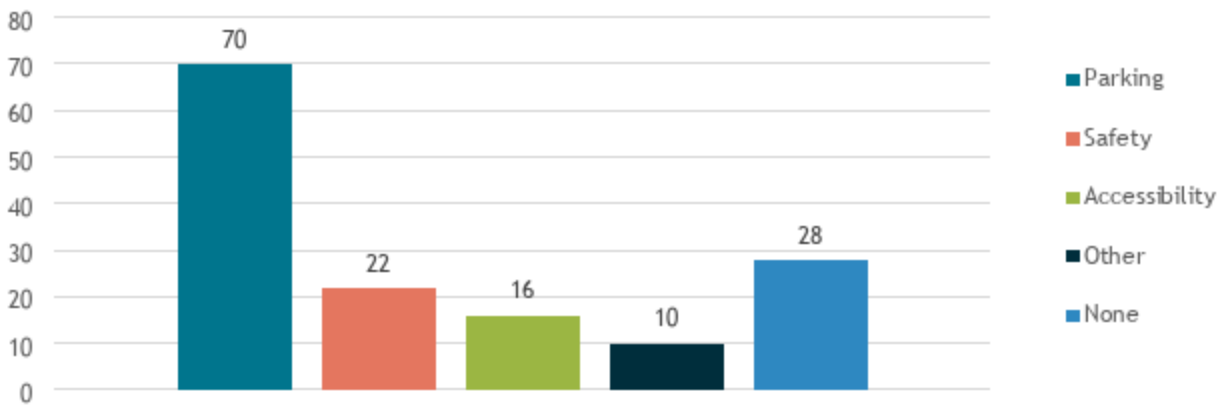
Favorite elements for Concept 2

For Concept 2, the **pond platform (91)** and **stage (81)** were both selected by over 62% of respondents. The next two favorite choices include **native plantings (69)** and a **playground (65)**.



3. Do you see any challenges to visiting the park once it is constructed?

Parking was indicated as the biggest challenge to accessing the park. Of those who responded “other,” one brought up that **transportation safety** getting to and from the park make it challenging to visit Scott Park.

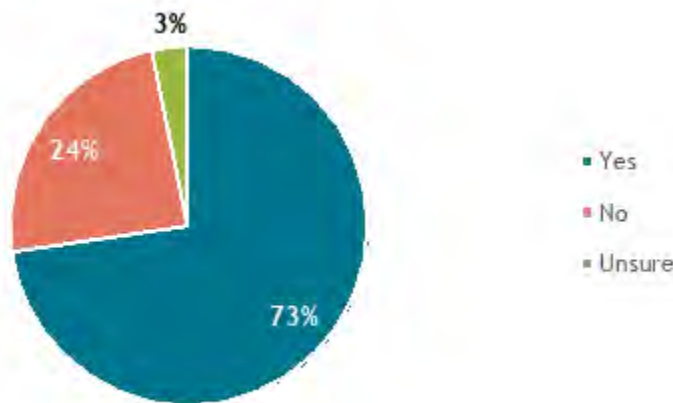


4. Is there anything else we should consider for the Scott Park design?

Many participants shared their thoughts on what else should be considered for Scott Park. The most prominent theme was around issues of **nature**. Suggestions on this theme ranged from selecting a “nature play” style playground, incorporating the existing pond into the design and protecting the wildlife there while encouraging observation, to leaving the park as it currently exists. The preference of having trees available for **shade** was also prevalent. **ADA accessibility** was emphasized in many comments, as well as maintaining a strong relationship to the nearby **library**; these topics were echoed in comments about parking.

5. Have you participated in Milwaukie planning events before? (i.e., surveys, online or in-person open house, etc.)

The majority of respondents (73%) said that they had participated in Milwaukie planning events before.

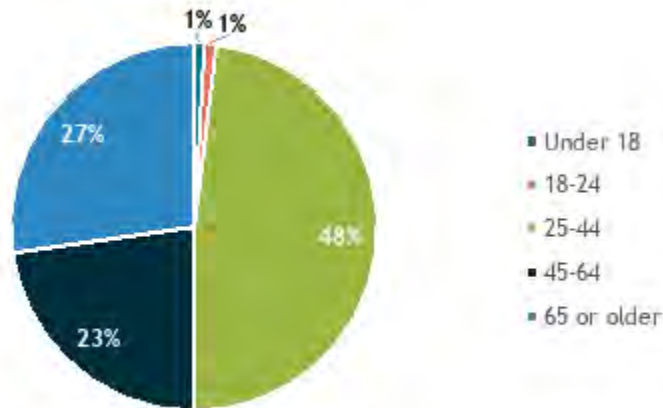


DEMOGRAPHICS

There were optional demographic questions on both the written and online surveys. Below are the results from those who provided answers to these questions.

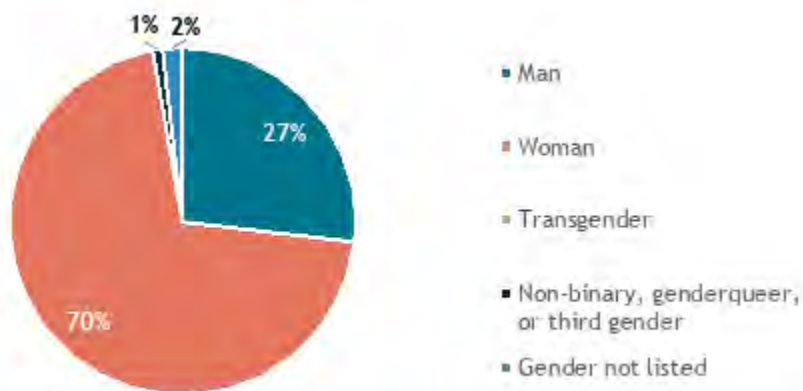
Age

The majority of participants were in the age range **25 to 44 (48%)**, followed by the **65 or older (27%)**. The under 18 and 65 or older age demographics were underrepresented in survey participation compared to the city rates.



Gender

The vast majority of respondents identify as **women (70%)** and about a quarter (27%) identify as men.



Race/Ethnicity

The majority of respondents (104) indicated that they identify as white. There were five (5) Hispanic or Latino/a/x respondents, three (3) Black or African American, three (3) Asian or Asian American, one (1) Native American, American Indian, or Alaska Native, 1 Native Hawaiian or another Pacific Islander, and two (2) said

their race was not listed. City of Milwaukie has a Hispanic population of 10% (Higher in schools), this was underrepresented in the in participation.

Income

The majority of people responding have an annual income of **\$50,000 or more (73%)**, with 17% of those being over \$150,000. About 20% of respondents have a total annual household income below \$50,000 or don't know. This is substantially higher income rates than the City at 62% over \$50,000.

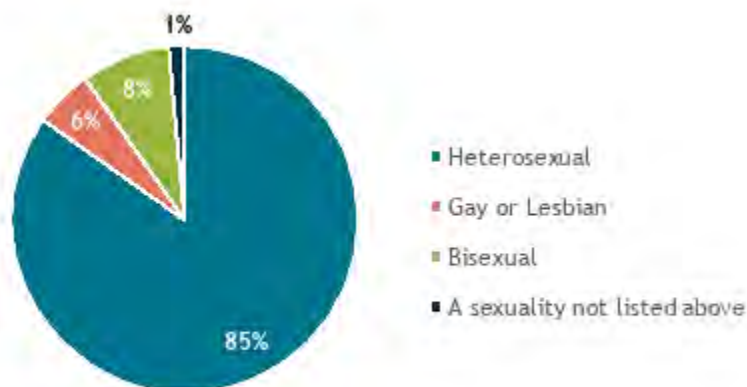


Language

Of those responding **86 people indicated English** as their primary language. 1 person indicated ASL, 1 Spanish, 1 French.

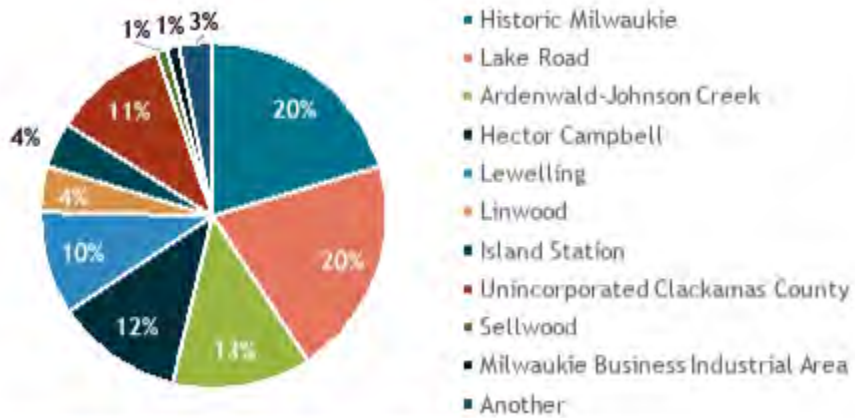
Sexual Orientation

Most respondents identify as **heterosexual (85%)**, with some identifying as gay or lesbian (6%), and bisexual (8%). *Note: This question was only asked in the online survey.*



Neighborhood

Historic Milwaukie (21%) and **Lake Road (20%)** neighborhoods were the most represented areas.



What is your connection to Milwaukie?

The vast majority of respondents **live and/or own a home in Milwaukie**. Some work or own a business in the city. *Note: This question was only asked in the online survey.*

KEYNOTES

- ① PERGOLA
(PÉRGOLA)
- ② ART
(ARTE)
- ③ BENCH
(BANCA)
- ④ SEAT WALL
(PARA SENTARSE)
- ⑤ DECK
(PLATAFORMA)
- ⑥ LOG
(LEÑO)
- ⑦ SOFT SURFACE TRAIL
(SENDERO)
- ⑧ ROCK STEPPERS
(ADOQUINES)
- ⑨ RIPARIAN
(RIBEREÑO)
- ⑩ NATIVE PLANTING
(PLANTAS NATIVAS)
- ⑪ LAWN
(CÉSPED)
- ⑫ INTERPRETIVE ELEMENT
(ELEMENTO INTERPRETATIVO)
- ⑬ PICNIC AREA
(ÁREA DE PICNIC)



SCALE: 1" = 10'-0"
0' 5' 10' 20'



JULY 2022



KEYNOTES

- ① PLAYGROUND
(EL CAMPO DE JUEGOS)
- ② POND PLATFORM
(PLATAFORMA DEL ESTANQUE)
- ③ STAGE
(ESCENARIO)
- ④ BENCH
(BANCA)
- ⑤ RIPARIAN
(RIBEREÑO)
- ⑥ NATIVE & ADAPTED PLANTING
W/ SEASONAL COLOR & FLOWER
(PLANTA NATIVA)
- ⑦ LAWN
(CÉSPED)
- ⑧ NATIVE PLANT
(PLANTAS NATIVAS)
- ⑨ RELOCATED STAIRS
(NUEVA UBICACIÓN DE ESCALERAS)
- ⑩ STORYWALK IN THE PARK KIOSK
(QUIOSCO DE SENDERA DE HISTORIA DEL PARQUE)
- ⑪ PICNIC TABLE
(MESA DE PICNIC)
- ⑫ ACCESSIBLE PICNIC TABLE
(MESA DE PICNIC ACCESIBLE)



SCALE: 1" = 10'-0"



NORTH

JULY 2022



REVIEW PLANS FOR THREE NEW PARKS

Join us to learn about the revised park plans for Scott, Balfour, and Bowman-Brae Parks. There will be an opportunity to ask questions and give feedback. Dinner will be provided.

OCTOBER 6
Scott Park
Revised Plans

OCTOBER 13
Balfour Park
Revised Plans

OCTOBER 17
Bowman-Brae
Park Revised Plans

All events will be held from 6-7:45pm at Ledding Library and virtually over Zoom.

More event information and online survey available from October 6-19:
engage.milwaukieoregon.gov

REVISE LOS PLANES PARA TRES NUEVOS PARQUES

Únase para conocer los planes de parques revisados para los parques Scott, Balfour y Bowman-Brae. Habrá una oportunidad para hacer preguntas y dar su opinión. La cena será proporcionada.

6 DE OCTUBRE
Planes revisados
del parque Scott

13 DE OCTUBRE
Planes revisados
del parque Balfour

17 DE OCTUBRE
Planes revisados
del parque
Bowman-Brae

Los eventos se llevarán a cabo 6-7:45pm en la biblioteca Ledding y virtualmente a través de Zoom.

Más información del evento y encuesta en línea disponibles del 6-19 de octubre:
engage.milwaukieoregon.gov

LEARN ABOUT THE REVISED PARK PLANS!



SCAN ME

This October, learn about the revised park plans for Balfour, Scott, and Bowman-Brae Parks.

Find event and Zoom information at MilwaukieOregon.gov/meetings

For more information contact:
parkprojects@milwaukieoregon.gov.



CITY OF MILWAUKIE
6101 SE Johnson Creek Blvd
Milwaukie, OR 97206

Presorted
Standard
U.S. Postage
PAID
Portland, OR
Permit #990

¡CONOZCA LOS PLANES REVISADOS DEL PARQUE!



ESCANÉAME

Este octubre, conozca los planes de parques revisados para los parques Balfour, Scott y Bowman-Brae.

Encuentre información del evento y Zoom en MilwaukieOregon.gov/meetings

Para más información contacte:
parkprojects@milwaukieoregon.gov.