

# MILWAUKIE PARK DEVELOPMENT PROJECT: BOWMAN-BRAE PARK

## COMMUNITY EVENT #3 OUTREACH SUMMARY



**Prepared for**  
City of Milwaukie



**Prepared by**  
JLA Public Involvement

**October 2022**

## Introduction

For the last phase of the City of Milwaukie's Parks Engagement Project, the City conducted an online survey and in-person event for Bowman-Brae Park in October 2022. Participants could learn about the revised design for Bowman-Brae Park and provide feedback on their preferences.

## Overall Participation and Notification

The project team developed an **online survey** and hosted an **in-person event** to gather community feedback. The online survey was open from October 6 – October 19, 2022. There were 65 visitors to the Engage Milwaukie page and **36 responses** to the online survey.

The in-person event, held on October 17<sup>th</sup>, was attended by **41 participants** (32 signed in at the event and 9 via Zoom). A presentation was provided by project staff about the revised park design and some of the previous community feedback heard to date, there was also time for questions from attendees. Those who participated could review the revised designs to provide input. The City received **27 written surveys**.

The online survey and written survey had similar questions. A **total of 63 people responded to the survey** either online or in written form.

Community members were informed about the event through the following:

- Mailers were sent out to the 97222 Zip code and the city's Urban Growth Boundary. Past participants from focus groups or city boards who live outside this area also received postcards. Postcards included information on Scott Park, Balfour Park, and Bowman-Brae Park meetings.
- Additional postcards were distributed to local businesses, city buildings, and the Ledding Library. Lake Road and Ardenwald NDAs also distributed postcards.
- Posts on the project website.
- Social media posts on Facebook.
- Emails to Engage Milwaukie users and the project email list.

## Feedback Themes

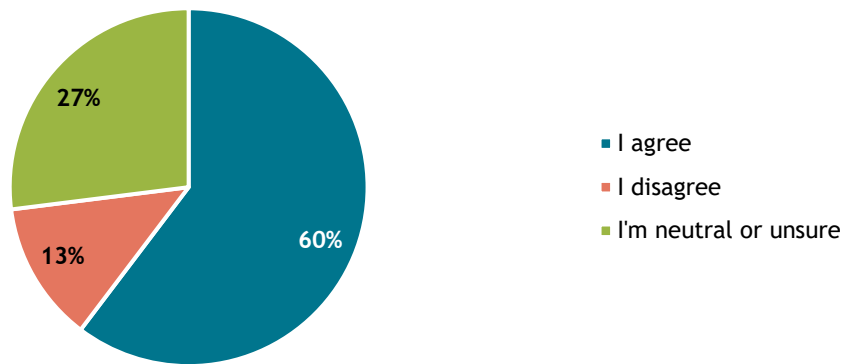
Respondents to the Bowman-Brae Park survey were generally **very supportive of a new park and the final design**. There continues to be a lot of **concern surrounding the access on Where Else Lane** and conflict with neighbors regarding this decision. Overall, the **picnic facilities and play area** are well received. Participants support a walking path but have concerns over the material to be used. Similarly, with the pollinator garden, it is widely supported but some mentioned the need for maintenance. As we've heard many times during this process, Milwaukians love their trees and support adding more to the park!

## Combined Online and In-Person Survey Responses

Participants were given the opportunity to answer a series of questions related to the revised design for Bowman-Brae Park and what they like or dislike about it. Feedback from both the online survey and in-person event has been combined and is summarized below.

### 1. Does the final concept meet your needs?

**60%** of participants indicated that they **agree** with the final design concept. 27% of participants were neutral or unsure of the final design, while just 13% indicated that they disagree.



### 2. Please explain the answer you selected for question 1.

There is a lot of general support for the final concept. Participants expressed **appreciation for the play area** (some would like more equipment and less lawn), **picnic facilities** (some mentioned it may need more tables and benches), and **pollinator garden**. Many participants also requested **more trees** be added to the design, especially to the south side for shade.

While many like the idea of the path around the entire park, there was a lot of **concern about the 12' width being too narrow and equal concern over the portion that would be gravel**, which is seen as less accessible for those with mobility issues or riding bikes.

The open lawn area was appreciated by many respondents, who felt it would be useful for families with dogs.

**3. Please rank the following park amenities in the order of your preference, 1 would be your highest preference, and 6 would be your lowest preference.** The following park amenities will be included in the designs: walking trails, open lawn, benches, picnic tables, native plantings, proposed trees, stormwater swale, bike racks, trash facilities.

The Bowman-Brae Park amenity option that was most highly ranked for this round of outreach, was the **picnic shelter**, with an average 2.73 rank. **Swings** with a 2.81 average rank came in next, with the **pollinator garden** and **log play** following.

<b>Amenity</b> (Ranked 1 to 7)	<b>Average Ranking</b> (Lower rank means increased preference)
Picnic shelter	2.73
Swings	2.81
Pollinator garden	3.26
Play log	3.28
Drinking fountain	3.92
Drop-off / Pull in	4.77

**4. What do you like least about the final design?**

Respondents focused on trees (or the lack of trees), as what they liked least about the final concept. Respondents indicated there should be **more trees** placed on the **south side of the park** to provide more shade (over the playground, stormwater swale, and grass). Many also said there was **too much lawn**, and **not enough play area** or equipment.

Many people expressed concern about the **gravel path** and that it would be less accessible for those utilizing any form of wheels.

While the **lack of parking**, especially handicap spaces, was mentioned many times, several others said they would like to see the addition of a drop-off, pull in area. Lack of restrooms and a water fountain was also mentioned several times, as was the need for more benches.

**5. Is there anything else we should consider as the design is finalized?**

In this third phase of outreach for Bowman-Brae Park, respondents continued to express concern about **access to the park via SE Where Else Lane**. Respondents see this as a matter of equitable access for neighbors on the west side of the park and are concerned that the unsafe pedestrian route required to walk around the park to enter at the south heightens the need for access along SE Where Else Lane. Many participants also advocated for **paving nearby roads and/or sidewalks**

**for better access.** Without this access point, there was concern that the park would become (and remain) an “island.”

Support was expressed by several respondents for **more large trees, native plants, and fruit trees,** and a **smaller lawn area.**

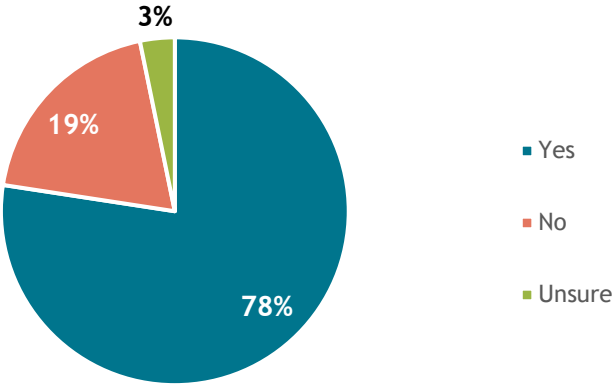
Some concern was expressed about **dog access and control** in the park. Respondents wanted to ensure that dog owners know that they need to keep their pets on a leash or alternatively, the an off-leash area within the park should be provided. Participants at the event learned that this park does not have enough space for an off-leash area.

A request was made by a few participants for **electricity and outlets** at the park so that the community can have “movies in the park.”

#### **Additional individual comments of interest:**

- Seating around play area is needed.
- Utilize the space to activate community self-advocacy and cooperation. I would love to see an information kiosk/ bulletin board for community events, or tools such as bike care stations, water and phones.
- Is there protection in the contract for if the irrigation is not doing its job that it gets corrected? Don't want dead trees or plants.
- Look into cool playground toy - it was like an excavator tool that dug dirt out of a big sandbox. Check out Creston park or Lents for kid structure ideas, too! Those big rubbery hills are great.
- The parents of the neighborhood should be on a committee to choose the design of playground.
- I like that there continues to be open lawn space (something we really enjoy) but adds in natural foliage/trees. The most important thing to us is the ability to gain access from both Brae and Where Else Ln as well as to feel safe in the park.

**6. Have you participated in Milwaukie planning events before? (i.e., surveys, online or in-person open houses, etc.)**

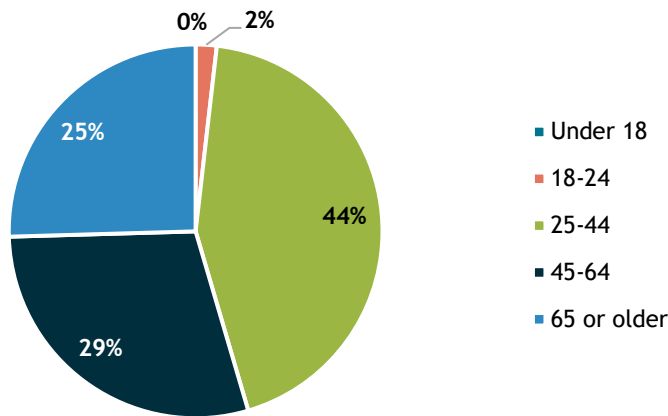


# DEMOGRAPHICS INFORMATION

There were optional demographic questions on both the written and online surveys. Below are the results from those who provided answers to these questions.

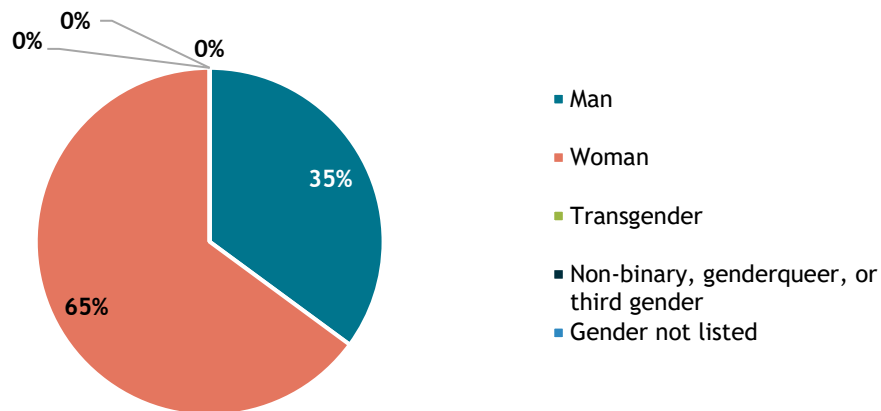
## Age

The majority of participants were in the age range **25 to 44 (44%)**, followed by the 45- to 64-year-old group (29%), and **65 or older (25%)**. The under 18 and 18 to 24 age demographics were underrepresented in survey participation compared to the city rates.



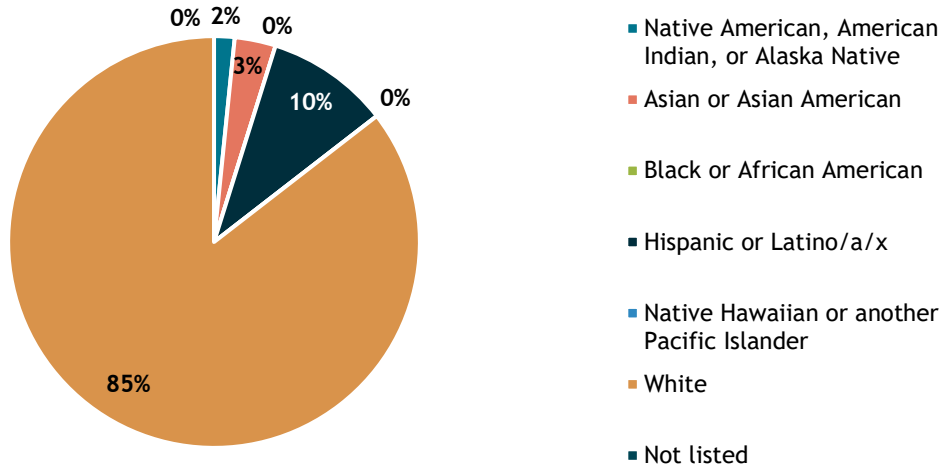
## Gender

The majority of the participants identified as **women (65%)** and a little less than one third (35%) identified as men.



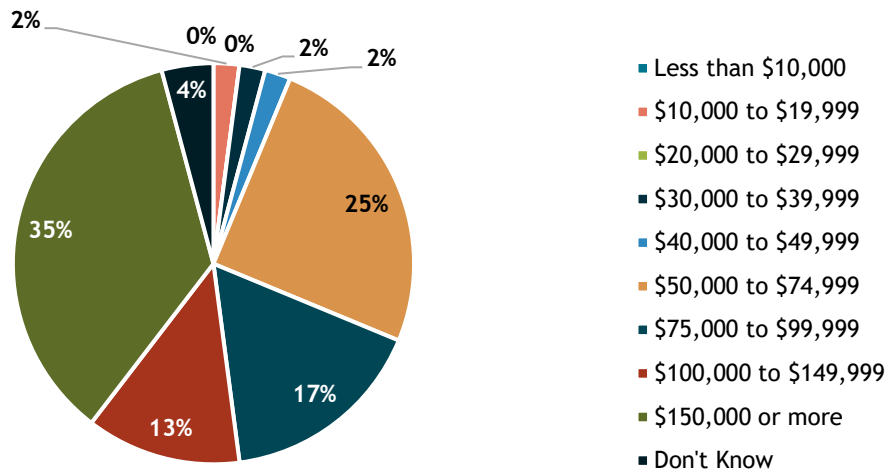
## Race/Ethnicity

The majority of respondents (**53**) indicated that they identify as white. There were six (6) Hispanic or Latino/a/x respondents, two (2) Asian or Asian American, and one (1) Native American, American Indian, or Alaska Native. City of Milwaukie has a Hispanic population of 10% (higher in schools), this was represented in the participation.



## Income

The vast majority of people responding have an annual income of **\$50,000 or more (90%)**. 35% of respondents have a total annual household income above \$150,000. This is substantially higher than income rates for the City at just 62% over \$50,000.





## Language

Of those responding **48 people indicated English** as their primary language. Two (2) people wrote in Chinese, and two (2) people indicated Spanish.

## Disability

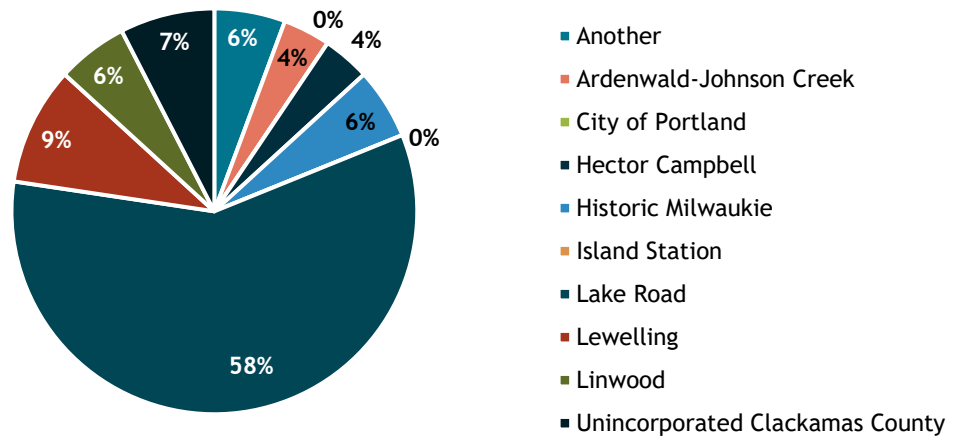
Just a few participants at the in-person event indicated they do identify with having or living with a disability. One (1) indicated they have a mobility or physical disability, one (1) noted a mental health disability, and one (1) has a hearing disability. *Note: This question was only asked on the paper survey.*

## Sexual Orientation

Most respondents identify as **heterosexual (86%)**, with some identifying as gay or lesbian (7%), and bisexual (7%). *Note: This question was only asked in the online survey.*

## Neighborhood

The majority of respondents indicated that they live or work in the **Lake Road neighborhood (58%)**. Lewelling was another prominent area for participation.



## What is your connection to Milwaukie?

The vast majority of respondents **live (26) and/or own a home (25) in Milwaukie**, while just three (3) rent a home. Some work (7) or own a business (1) in the city. Three (3) participants indicated that they come to Milwaukie for religious or cultural activities. One (1) person indicated they were just visiting the city. *Note: This question was only asked in the online survey.*