

MILWAUKIE PARK DEVELOPMENT PROJECT: BOWMAN-BRAE PARK

SUMMER 2022 OUTREACH SUMMARY



Prepared for

City of Milwaukie



CITY OF MILWAUKIE

Prepared by

JLA Public Involvement

August 2022

Introduction

For the second phase of the City of Milwaukie's Parks Engagement Project, the City conducted an online survey and in-person event for Bowman-Brae Park in late July and early August 2022. Participants could learn about the Bowman-Brae Park redesign project, provide input on the current master plan, and feedback on what they would like to see in the park. The event and online survey were bilingual in English and Spanish.

Overall Participation and Notification

The project team developed an **online survey** and hosted an **in-person event** to gather community feedback. The online survey was open from July 25 – August 15, 2022. There were **90 visitors** and **52 responses** to the online survey. Additional time was added to Bowman-Brae due to the open house being postponed due to extreme weather.

The in-person event, held on August 6th, had approximately 55 people in attendance, with 37 people signing-in at the event. Those who participated could visit a series of stations to provide input. The City also received **36 written surveys**, and **1 written comment card**.

The online survey and written survey had similar questions. A **total of 88 people responded to the survey** either online or in written form.

Community members were informed about the event through the following:

- Mailers were sent to addresses within ½ mile of the park. A total of 1,633, 1,483 post cards were mailed and an additional 150 were distributed at the Ledding Library, at City buildings, and by the neighborhood association.
- Social Media posts to Facebook pages.
- An article in the local Pilot newspaper introducing the parks project.
- Posts on the project website.
- NDA email list helped share information.

Feedback Themes

Several themes emerged from the online and in-person feedback, with many indicating that they would like park **elements that support children, nature, and community**. Of the provided Master Plan options **structure play** was a top priority, as was **walking paths** and a **picnic shelter**. For options to be added, a **butterfly garden and swing set** were prioritized, as well as **native plantings**.

Parking was projected to be a common challenge in visiting the park. There was also significant concern about the blocked access from SE Where Else Lane, with many park users saying that they felt this was an equity and accessibility issue, particularly for users with children or limited mobility.

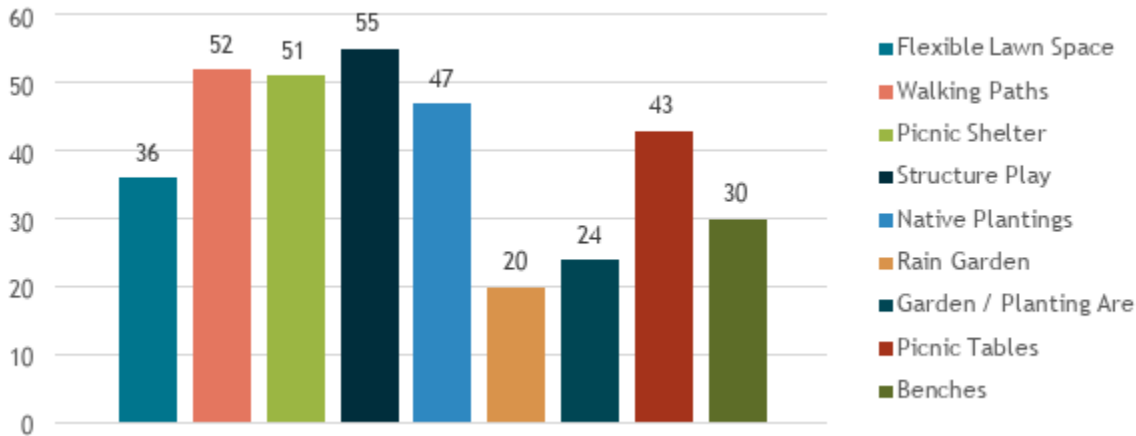
Combined Online Survey and In-Person Responses

Participants were given the opportunity to answer a series of questions related to what they like about the current Bowman-Brae Park master plan, challenges they have when visiting the park, and desired

improvements. Feedback from both the online survey and in-person event (which included a survey and interactive activities) has been combined and is summarized below.

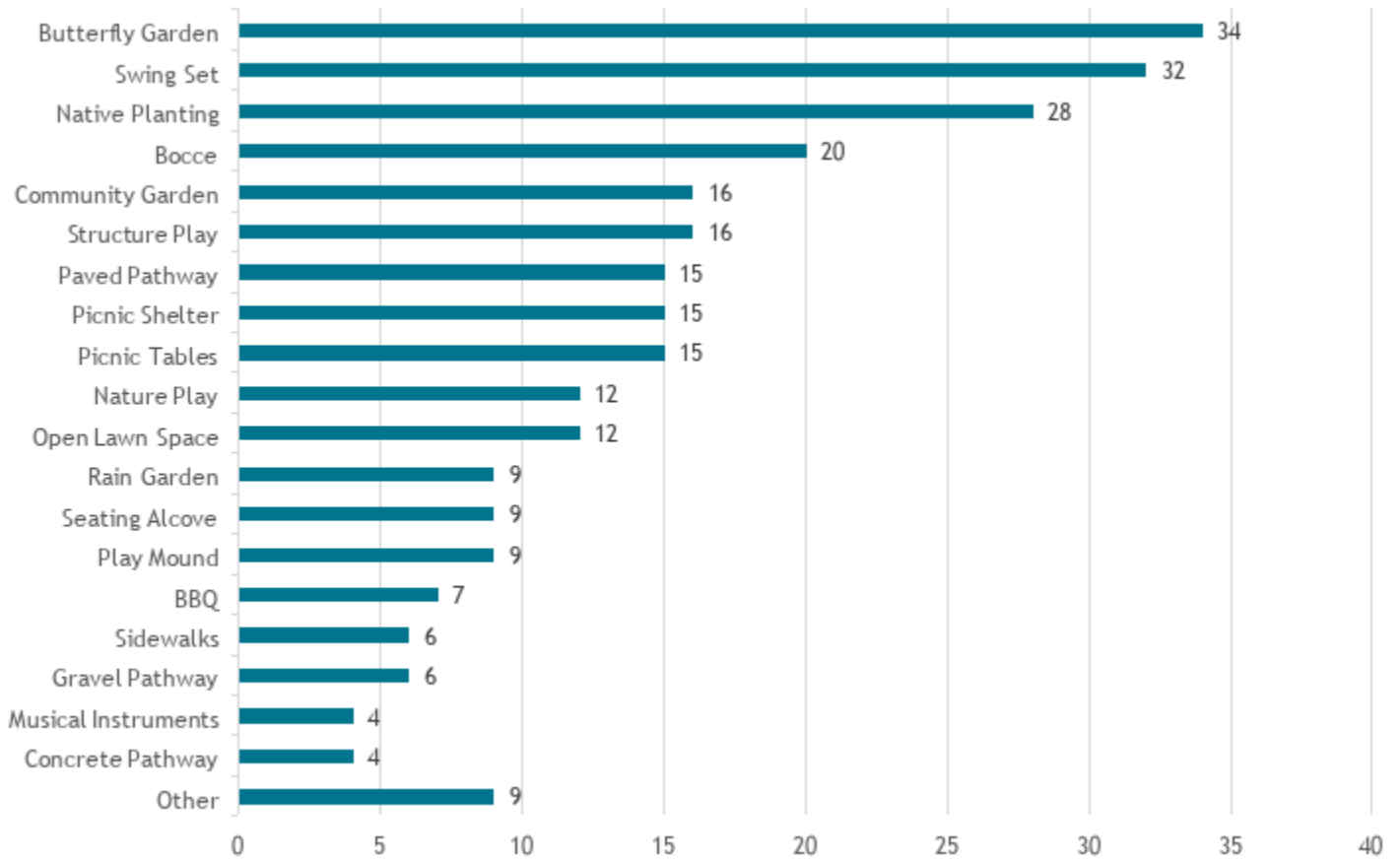
1. What do you like most about the current master plan?

The most common preferred elements included **structure play (55)**, **walking paths (52)**, and **picnic facilities (shelter 51 / tables 43)**. Native plantings (47) was also a popular element.



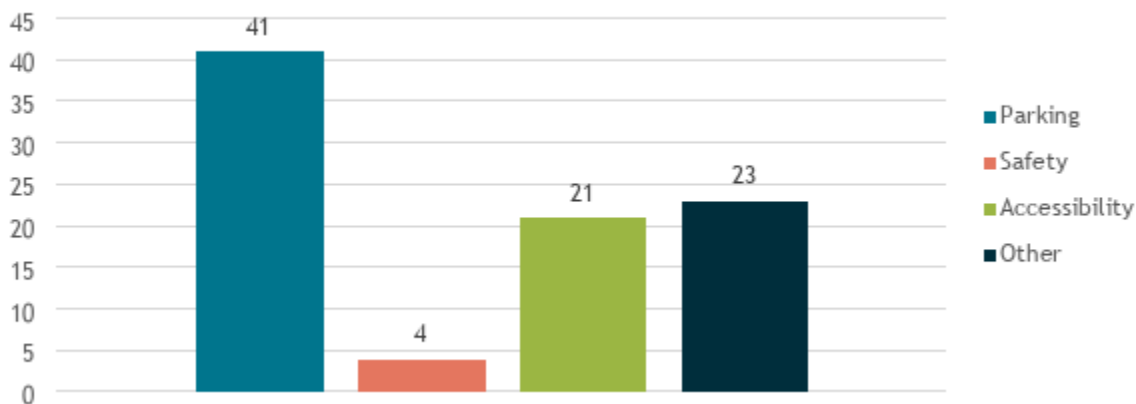
2. There is an opportunity to refresh the design, what do you want to see added to the design?

A **butterfly garden (34)** and **swing set (32)** were the most requested additional options, followed closely by **native plantings (28)**. A bocce court (20), structure play (16), and community garden (16) were the next preferred.



3. Do you see any challenges to visiting the park once it is constructed?

Respondents said that **parking (41)** would be the most challenging aspect to visiting the park. In addition, many people brought up the lack of **access via SE Where Else Lane (22)** and mentioned safety and accessibility issues, especially for younger and older users.



4. Is there anything else we should consider for the Bowman-Brae Park Design?

Many people mentioned the need for **trees, shade, and protection of natural elements in the park.**

Several people would like to see **water features** at the park, like drinking fountains or a splash pad. Others

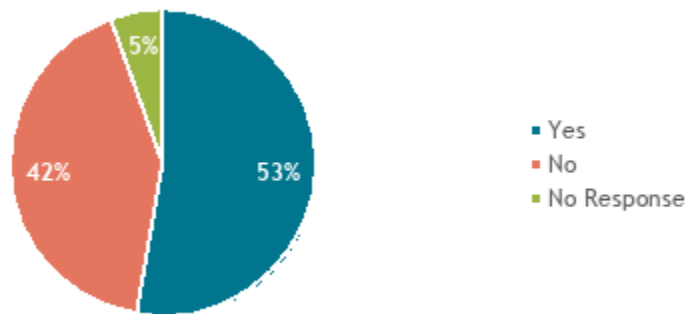
mentioned services for **dogs** (i.e., fenced area or dog run, poop bag station, etc.) and said that they would like to see **fruit trees or a community garden** in the park.

There was also a strong emphasis on various family and kid friendly areas with many **play options** like monkey bars, baby swings, inclusive play features, or basketball mentioned.

While some respondents requested restroom facilities, other asked that restrooms not be installed. The same was true of parking facilities.

5. Have you participated in Milwaukie planning events before? (i.e., surveys, online or in-person open house, etc.)

A little more than half of respondents said that they had not participated in Milwaukie planning events before. *Note: This question was only asked on the written survey only.*

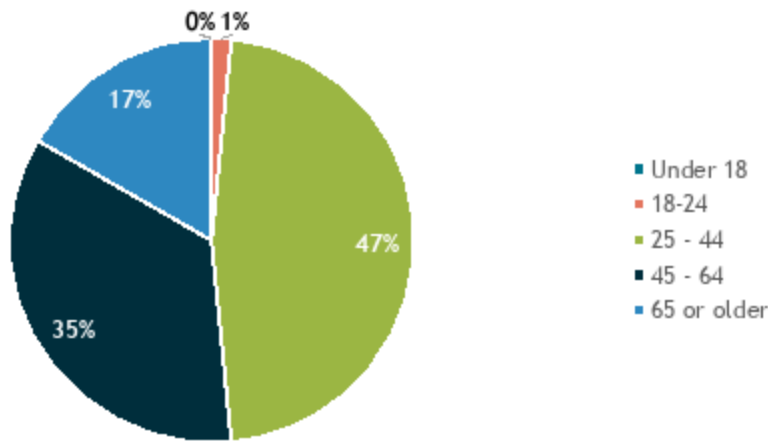


DEMOGRAPHICS INFORMATION

There were optional demographic questions on both the written and online surveys. Below are the results from those who provided answers to these questions.

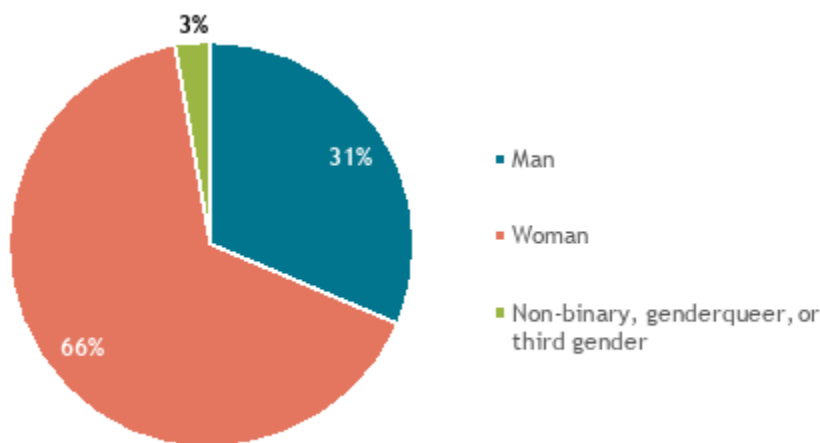
Age

The majority of participants were in the age range **25 to 44 (47%)**, followed by the **45 to 64-year-olds (35%)**. The under 18 and 65 or older age demographics were underrepresented in survey participation compared to the city rates.



Gender

The majority of the participants identified as women (66%) and a little more than a third (31%) identified as men.

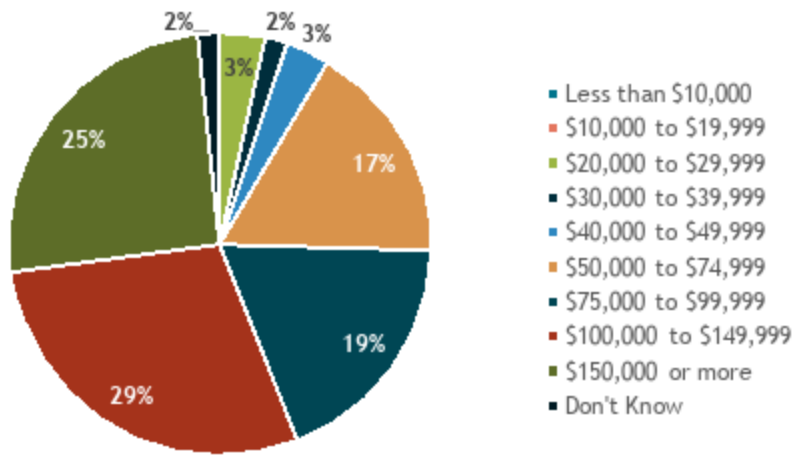


Race/Ethnicity

The majority of respondents (63) indicated that they identify as white. There were five (5) Black or African American respondents, one (1) Asian or Asian American, one (1) Native American, American Indian, or Alaska Native, and four (4) said their Race was not listed. City of Milwaukie has a Hispanic population of 10% (Higher in schools), this was not represented in the in participation.

Income

The majority of people responding have an annual income of **\$50,000 or more (90%)**, with 25% of those being over \$150,000. About 10% of respondents have a total annual household income below \$50,000 or don't know. This is substantially higher income rates than the City at 62% over \$50,000.

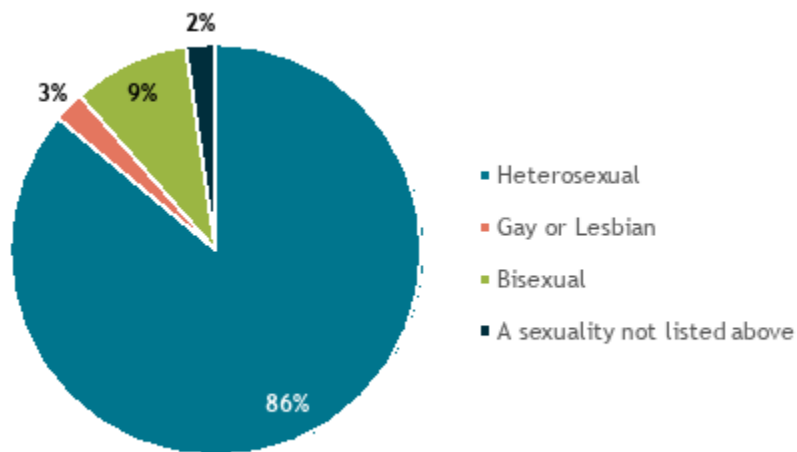


Language

Of those responding **59 people indicated English** as their primary language. 1 person indicated ASL is the language most used in their home.

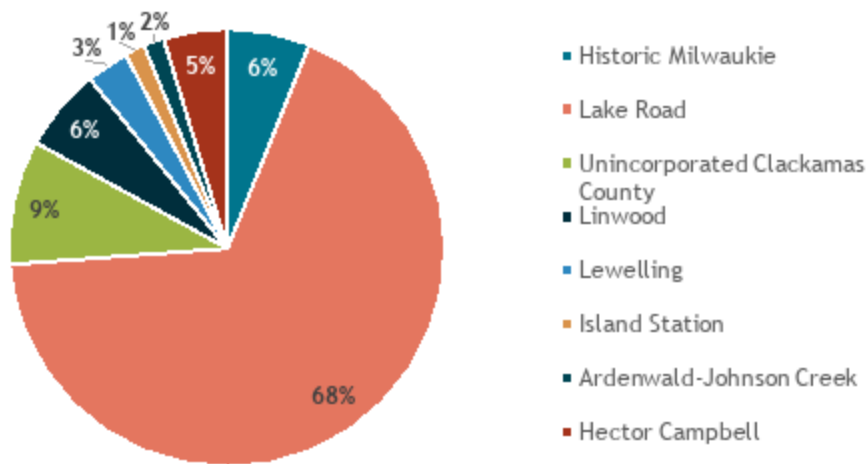
Sexual Orientation

Most respondents identify as **heterosexual (86%)**, with some identifying as gay or lesbian (3%), bisexual (9%), or their sexuality was not listed (2%). *Note: This question was only asked in the online survey.*



Neighborhood

The majority of respondents indicated that they live or work in the **Lake Road neighborhood (68%)**. Unincorporated Clackamas County was the other significantly represented area.



What is your connection to Milwaukie?

The vast majority of respondents **live and/or own a home in Milwaukie**. Some work or own a business in the city. Some work or own a business in the city. *Note: This question was only asked in the online survey.*