






**Public Notice Map**  
**11200/11300 SE 23rd Ave**  
**(Tax Lot ID 1S1E36BC, lot 5600)**  
**Master File# HR-2017-002**



**Legend**

-  Milwaukie City Limits
-  HR-2017-002\_site
-  300-ft notice boundary
-  Properties\_receiving\_notice
-  Other tax lots