






Public Notice Map
Property adjacent to North of 5445 SE King Rd
(Tax Lot ID 1S2E30DC, lot 2601)
File# EXT-2017-001

Legend

-  EXT-2017-001 site
-  300-ft public notice boundary
-  Milwaukie City Limits
-  Properties receiving notice
-  Other tax lots

