






Public Notice Map
4425 SE Johnson Cr Blvd & adjacent public ROW
(Tax Lot ID 1S2E30BB02100)
File# A-2016-002

Legend

-  City Limit
-  400-ft public notice boundary
-  Annexation area
-  Properties receiving notice
-  Other tax lots

