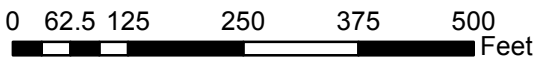







**Site Map**  
**9430 SE Wichita Ave**  
**(1S2E30AD08100)**  
**File#A-2015-005**



**Legend**

-  400 Foot Buffer
-  A-2015-005 Site
-  City Limit
-  Tax Lots
-  Lots Receiving Notice