



MILWAUKIE TSP

TECHNICAL COMMITTEE MEETING #2

1/17/2024

CITY OF MILWAUKIE
OREGON DEPARTMENT OF TRANSPORTATION

AGENDA

1. Welcome/TSP Overview
2. Recap of Activities
3. Overview of Community Profile
4. Overview of Engagement Plan
5. Overview of Financial Forecast
6. Schedule Review and Next Steps



1. TSP OVERVIEW

- Identifies transportation goals/policies
 - Inventories transportation assets/deficiencies
 - Is future-oriented, i.e., what will we need in 20 years?
 - Identifies and prioritizes projects
-
- Must be consistent with regional and state rules.
 - Is required for state/federal funding



Transportation System Plan

Prepared by the City of Milwaukee
in association with DKS Associates

Adopted Ord. #1975 December 4, 2007
Last Rev. by Ord. #2163 October 20, 2018



1. TSP OBJECTIVES

- Identify and address the range of needs and preferences in historically underrepresented groups
- Remove barriers to equitable outcomes for all community members
- Engage with Neighborhood District Associations, community members, business owners, first responders, and other civic groups to receive input in developing the updated TSP



1. TSP OBJECTIVES

- Make City streets safe for everyone
- Design, implement and maintain a balanced and multimodal transportation system with an emphasis on pedestrians, cyclists, and transit use
- Reduce VMT and greenhouse gas emissions
- Respond to population growth, evolving land use patterns, revised state statutes, and identified community priorities
- Identify a flexible and implementable funding strategy



2. RECAP OF ACTIVITIES

- Tasks Completed:
 - Meeting with Equity Steering Committee
 - Plans and Policy Review
 - AC Meeting #1 and #2
- Tasks Reassessed:
 - Engagement Plan
 - Community Profile



3. COMMUNITY PROFILE

- **What's the community profile for?**
 1. Establish a shared cultural and historical understanding of growth and development over time.
 2. Provide a snapshot of who lives in the community, especially underserved populations.
 3. Respond to new state requirements.



3. COMMUNITY PROFILE

Milwaukie's Historical and Cultural Context

Indigenous Removal

National and State Exclusion

Transportation Evolution

Contemporary Statements of Equity and Climate
Action



3. COMMUNITY PROFILE

- **Basic Snapshot of Population**
 - Focus on Underserved Populations
- **Primary Data Source: American Community Survey**
 - Sample Survey
 - Margin of Error
 - Period Estimates



3. COMMUNITY PROFILE

	2000	2010	2022	Change 2000 to 2022		
				Number	Percent	AAGR
U.S.	281,421,906	308,745,538	333,287,562	51,865,656	18%	0.8%
Oregon	3,421,299	3,831,074	4,290,225	868,826	25%	1.2%
Portland Tri-County	1,444,219	1,641,043	1,849,881	405,662	28%	1.3%
Milwaukie	20,490	20,291	21,305	815	4%	0.2%

U.S. Dec Census 2000 and 2010, and PSU Population Research Center



3. COMMUNITY PROFILE

Racial Diversity	Milwaukie	Clack. Co.	Oregon
White Alone	78.2%	79%	73.3%
Latino/a/x (of any race)	10.1%	9.3%	13.8%
Two or More Races	7.2%	5.2%	5.2%
Asian Alone	2.4%	4.7%	4.4%
American Indian and Alaskan Native (Alone)	*	0.4%	1%
Black or African American Alone	1.2%	0.8%	1.8
Native Hawaiian and Other Pacific Islander	*	0.2%	0.4%
Some Other Race Alone	*	0.4%	0.4%

U.S. Census Bureau, 2018-2022, ACS Table DP05



3. COMMUNITY PROFILE

- **0.9 – 2.3%** speak English less than “very well” (Smaller than statewide share – about 5.3%)
- Youth and Seniors = **1/3 population** (Like state and county with MOE)
- **11.6 – 15.8% of Milwaikians live with a disability** (Smaller than statewide share – about 9.8%)
- **3.0– 6.2%** Foreign Born (Smaller than statewide share – about 9.8%)
- **2%** of couple households are same-sex (Greater than the county and state share - 1% and 1.3%)



3. COMMUNITY PROFILE

- **37.8-45%** Renter Occupied Households (Like the state and higher than the county – about 29%)
- **5.4 – 8.2%** Living Below Poverty Level (Smaller than statewide share - about 12.1%)
- **\$78k** Median Household Income (Less than the county median – about \$95k and lower than comparable Portland Metro Cities).
- **8.3 %** Single Parent Households – (3/4 female-headed, like state and county share).
- **360** Houseless Community Members in January 2023 – (Likely an undercount)

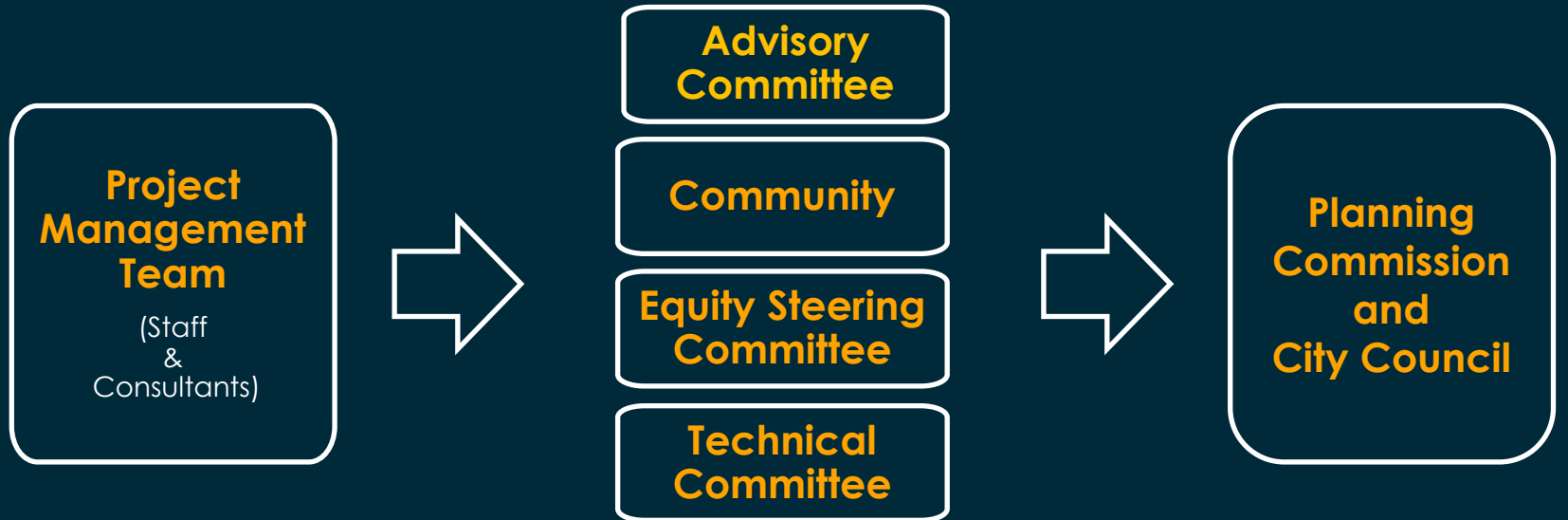


3. COMMUNITY PROFILE

- Do you have any questions about the Community Profile summary?



4. COMMUNITY ENGAGEMENT



- Guide and Support Committees
- Draft Plan Components
- Staff Public Engagement Activities

- Review Draft Plan Components
- Advise Staff and Consultant Team
- Make Recommendations

- Review Draft Plan Components
- Advise Staff and Consultant Team
- Make Final Decisions

4. COMMUNITY ENGAGEMENT

7 Outreach Events

- 4 in-person community wide events (with online component)
 - Vision, Goals and Policies
 - TSP Conditions and Needs/Gaps Analysis
 - Future Conditions and Solutions
 - Financially Constrained Capital Project List
- 3 online forums
 - Methodology and Performance Measures
 - Livable Streets Analysis
 - Draft TSP



4. COMMUNITY ENGAGEMENT

Reaching Underserved Populations

- Hillside Manor
- School sponsored events
- Events at Milwaukie Community Center
- Wichita Center
- Stakeholder Interviews



4. ENGAGEMENT PLAN

Other City Event Opportunities:

- SAFE project outreach
- Summer Events
- Farmers Market
- First Friday

Stakeholder Interviews:

- Bike Milwaukie
- Business/Freight Community



4. ENGAGEMENT PLAN

First Community Event

Thursday, March 21, 2024

At City Hall

- Introduce the project
- Review Vision, Goals, Policies
- *Involve* the public in goal and policy development



COMMUNITY ENGAGEMENT

- Do you have questions about the plan for community engagement?
- Are we missing any opportunities that we may not be aware of?

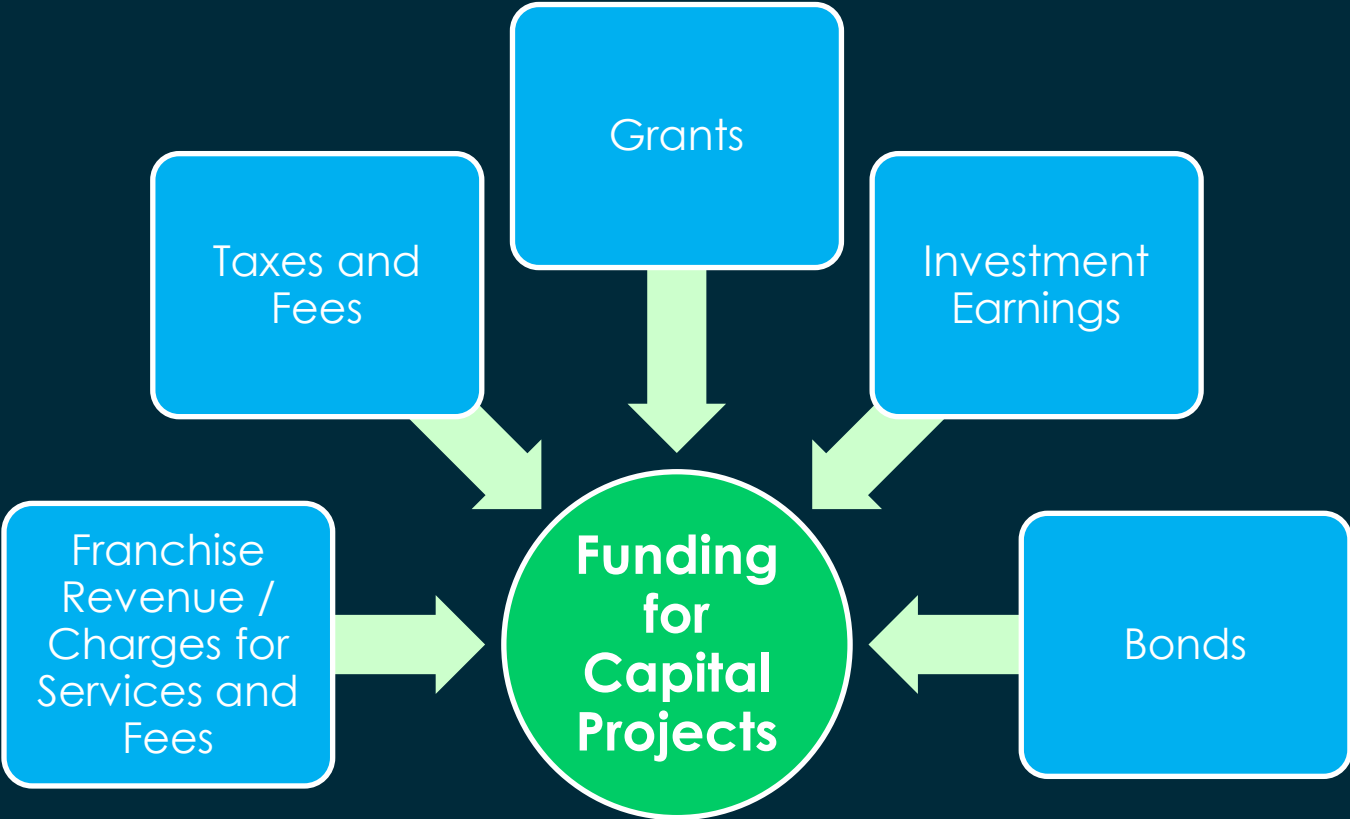


5. FINANCIAL FORECAST

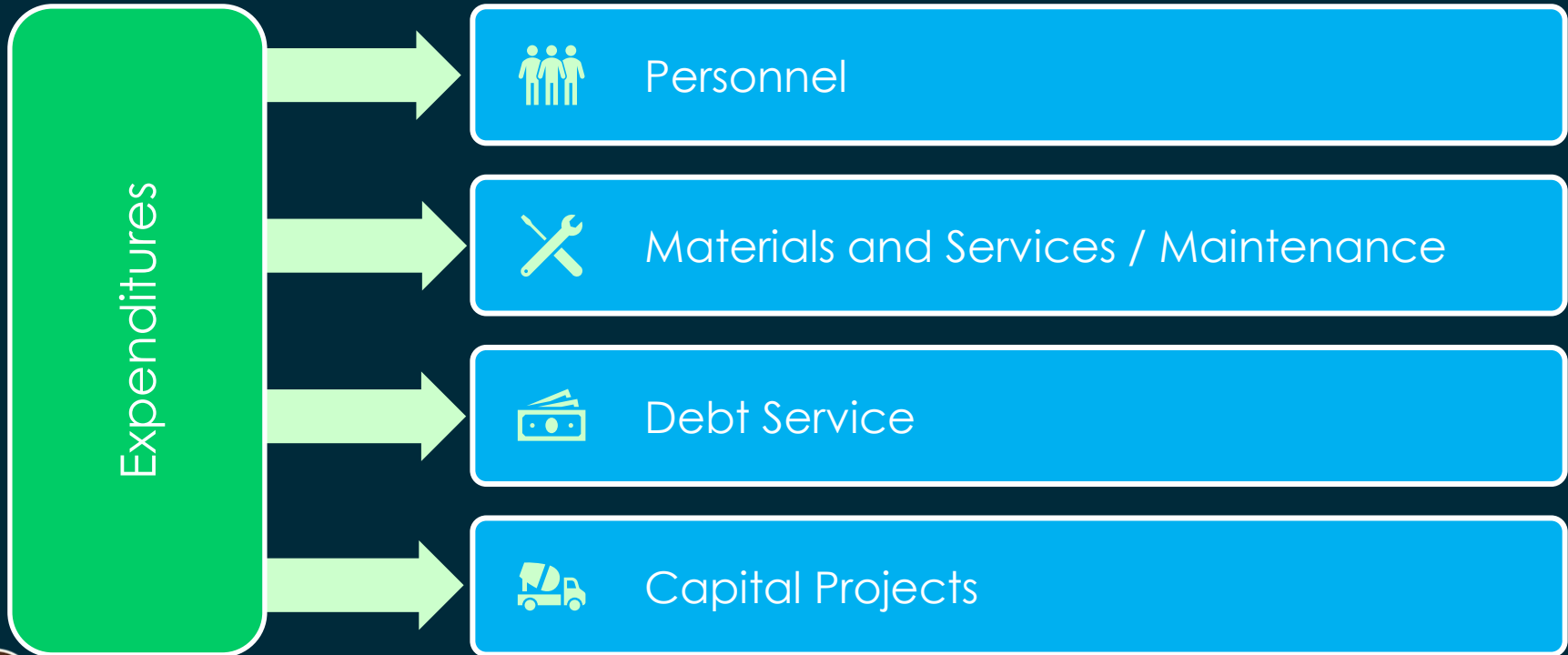
- How Does Milwaukie Generate Revenue?
- What are Historical Expenditures?
- How Much is Forecast for Capital Projects?
- What Additional Funding Sources are Available?



FINANCIAL FORECAST



FINANCIAL FORECAST



FINANCIAL FORECAST

20-Year Forecast (2023 Dollars)



FINANCIAL FORECAST

Potential Local Funding Revenue Sources



General Fund Revenues



Public/Private Partnerships



Local Improvement Districts



Street Fund Serial Levy



Vehicle Registration Fee



Short-Term Rental Taxes




FINANCIAL FORECAST

- Do you have any questions about the financial forecast summary?
- Funding for capital projects is expected to be a challenge without additional/outside funds. Are there other funding opportunities that should be documented and explored?



6. SCHEDULE AND NEXT STEPS

	2023	2024												2025			
	Dec	Jan	Feb	Mar	Apr	May	Jun	Jul	Aug	Sep	Oct	Nov	Dec	Jan	Feb	Mar	Apr
Community Engagement																	
Public Engagement Opportunities																	
Advisory Committee Meetings																	
Policy and Planning Framework	Complete																
Vision, Goals, and Policies																	
Performance Measures Analysis																	
Livable Streets Analysis and Recommendations																	
Transportation System Conditions and Needs/Gaps Analysis																	
Future Conditions and Solutions																	
Transportation Projects and Funding Strategy																	
Updated TSP																	



SCHEDULE AND NEXT STEPS

- Comments on Community Profile, Engagement Plan, and Financial Forecast by 1/26
- Next TC Meeting - 2/14 (if feasible!)
 - Vision, Goals, Policies
- 3/21 – 1st Community Engagement Event



An aerial photograph of a street intersection. A car is driving on the road. A crosswalk with green and white stripes is visible. A white van is parked on the side of the road. The scene includes a grassy area, a sidewalk, and some buildings in the background.

Thank you!

