







Site Map
4684 SE Johnson Creek Blvd
Tax ID -- 1S2E30BB, lot 00400
File #NR-2019-002



Legend

-  NR-2019-002 site
-  300-ft notice boundary
-  Properties receiving notice
-  Other Milwaukie tax lots
-  Other tax lots (unincorporated)
-  City Limit