

Item No **Topic****Date:** Aug.29, 2017 **Project:** Ledding Library**Author:** Laura Klinger **Project No:** 1635**Re:** Community Meeting
 comments **Next Mtg:****Present:****Cc:** File

Meeting Notes

The following are comments collected during the August 29 community meeting.

Spaces for Babies and Children

- Diverse Images and Text
 - 3
- I'd like to see the children's space stay downstairs so they can have their special place to go. Being downstairs allows the kids space to be protected and space to express themselves with as much noise as they want without being disruptive.
 - 5
- Children need a space to be noisy without disrupting the adult area – much like we have now
 - 3
- Remember, children are your first clients. If they have a great experience they will ask their parents to come back!!
 - 1
- Storytime space enough for at least 30 people
 - 1
 - (attached) "Um, or 60 or 80 people."
- Keep the children area open for children to explore and sometimes by(?) noise. Make sure that you have space for story time and place for children's activities
 - 1
- He current location is great (away from adults) – would add comfy reading area
 - 4
- Children are the first clients. If they have a positive experience, they will come back for generations
 - 2
- Expand the Spanish selection for children of other languages?

- 3
 - “yes, Russian too”
- Snuggle up and share a book
- Children’s Library: The current arrangement of the children’s library acoustically separate from the adult area is wonderful – And I think you should incorporate the concept into the new library. An example of the WRONG WAY is the beautiful West Linn Library, which has a very open area to the upper floor, a quiet reading area for adults – so sounds from the noisiest part of the children’s like are magnified, horribly.
- Restroom – nursing area / changing tables / family restrooms?
 - 5
- There was a map made of real life places Beverly Cleary incorporated into her books. It would be fun to pay homage to her in some way, and the map’s illustrations were really cute!
 - (attached) “and other Oregon authors too. There are a lot of them!”
- Freedom to be a little noisy, allow play in many forms. Reading / circle time, interactive storytelling
 - 3
- The reading cubbies!
 - 1
- Play tunnel
 - 1
- Incorporate classic book characters into kids space. Dr. Seuss, Madeline, etc. Keep the space lively and fun! (no scary sea monsters)
 - 1
- Separate space (its own floor) for children’s library, possibly with community room with expandable doors, next door.
 - 2
- Kleep children’s area on its own floor, away from exit and keeping sound away from adult area. And family bathrooms.
- Current children’s library feels cozy and separate from adult area very popular with parents to have “second library” feeling
 - 4

Spaces for Tweens and Teens

- A space with chapter book and couches
- Lots of Small group (4-6) team seating so we can meet each other and intimately share (homework, music, talk)
 - 1
- Space for board games and maybe video games
 - 1
- Spaces for small group hang-outs
 - 1
- I love the booth seating. Great for studying!
 - 2
- Comfy seating with couches and stools (that spin)
 - 2
- A more organized and wider selection of kid and young adult books, particularly paperback. Possibly organized similarly to the hard cover books.
 - 1

- Museum
 - 1
- Arts and crafts space / classes
 - 1

Spaces for Reading

- Lots of light and open areas! View of park area
- Keep it cozy!
 - 2
- Expand the reading area near the pond and include comfy furniture
 - 2
- Fireplace!
 - 4
- Natural light, good outside view
 - 10
- Build cozy spaces and community spaces with flexible walls and stacks to accommodate both!
- Quiet spaces for tutoring (2 or 3 seats)
 - 1
- Anywhere soft and cozy
 - 1
- Maintain reading space view of pond
 - 3
 - (attached) don't just retain, expand this!
- Nooks
 - 1
- Inspiring reading areas "Dogwood" tree imagery
- A space to allow for expansion of the read to animals program
- Easy to clean furniture that is cozy
 - 2
- Hammocks
 - 3
- Love the nature view we have now
 - 2
- Something nice to look at. Possibly incorporate local art?
 - 1

Space for Collections

- The collection should be on the shelves and available for browsing – the entire collection, or nearly. I have been in, and used, libraries where the shelves are intended to be moved by patrons – this is called "compact shelving" – Very unsatisfactory for a library where many patrons are old, weak, or disabled and in wheel chairs.
- I like separate spaces for different collections: Biography, Fiction, Non Fiction, Magazines, Music. But Music and Video need more of separate spaces
- I love to see collections (for loan) of items other than books. E.g. baking utensils / pans for one-time projects; or garden tools' knitting needles + accessories; etc
 - 1
- Build net-zero

- 3
- Include a tool library
 - 2
- Books related to movies together
 - 2
- Less space for collection is okay (except children). To facilitate other needs within our budgetary constraints, county should explore centralized warehousing of collections
 - 1
- Ledding has an excellent Graphic Novel collection. They are not just for teens! Spotlight them.
- All sounds good so far
- Expand the music and video section. Incorporate more digital media.
- Lots of light and space
 - 1
- Maintain green space / open space view, and include a few meeting or study rooms that can be reserved – Book clubs, work groups, etc
 - 10

Spaces for Gathering and Meeting

- Flexible space for meeting room
- Serve summer lunches
- Libraries with high vaulted ceilings don't do it for me. Keep it cozy!
 - 1
- Relaxed but still formal enough to be fitting for different types of meetings.
 - 1
- Community meeting space – ie montly meetings – garden club. 20-30 people
 - 2
- Build in sound amplification
- Expandable meeting room to adapt to different needs
 - 2
- Create an open, warm, and inviting space (which is how the library feels now)
 - 1
- Small study spaces (up to 2 people) and study / quiet space for up to a dozen people in addition to Community Room
 - 1
- A room with good acoustics for concerts!
 - 1
 - (attached) That won't disturb other areas
 - 1
- Get messy / flexible
- Keep community room Flexible / Expandable for large events / I like Oregon City Library community room
- Lots of Outside Light! Open space for performance / talks / presentations / meetings
 - 1
- Event space (weddings)
- Many requests for study rooms. Quiet and technology friendly
 - 4
- Subspaces for tutoring

- 2
- Incorporate outdoor reading / event space
 - 1
- Spaces for amateur theater, music, etc.
 - 3
- More space for crafting
 - 2
- Small kitchen area
- Have a music collection to lend out. Such as musical instruments
- Ability to reserve rooms for work groups, book clubs, meetings, etc. Don't need to be large, but accommodate 12-16 people
 - 3

Spaces for Creating and Making

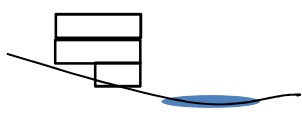
- A space for jigsaw puzzles
 - 1
- A sound room for music classes
 - 1
- Maker space with 3d printer
 - 1
- A place to play with Legos
 - 1
- I like the idea of creative spaces – community outreach for teaching new skills
 - 3
- Art and craft area for building and learning
 - 3
- Crafting / mechanical room to create and make and repair things
 - 3
- I don't use Leadding for activities. But I hear from others how important that is to them. Yet it is now too limited in space
 - 1

Spaces for Technology

- Expanded reference area with computers
- Keep area for technology flexible. May want more loaner (in library) laptops instead of desktop computers
- Make sure wifi is fast and reliable everywher in the library
 - 2
- Lessons in using smart phones, ipads, etc.
 - 1
- If PV is part of the design, integrate a portal where patrons can learn about and monitor energy production / use on site.
 - 2
- How about a real kitchen we could have classes in? Maybe funded by Bob's Red Mill or Dave's Killer Bread?
- OSMO

- Print art on computer
- Work Areas for Staff: As a book mender, I feel strongly that the new library should have an area set aside for book mending and repair of audio materials (A separate area for mending in the children's library). It should be a multi-drawer desk, as we currently have, to store supplies. Quite fine if the desk is used by other staffers for other uses during the day. But all the supplies should be easily accessible to the mender. It should not require set-up time before mending.
 - 1

Anything We Should Know?

- Parking
 - 1
- Keep our trees please!! All of them!
 - 4
- Décor / furnishings should blend with natural habitat space – with classic / natural elements vs. trendy / shiny elements
 - 3
- Artistic downspouts that make music (ie rain water fall on main st – building next to 10554 SE Main) that sounds like a marimba band when it rains.
- Parking!
 - 1
- Why, in your examples (nearly all of them!) are your ceilings so high? That's wasted space that's expensive to heat and cool, and serves no real library function! Put raised spots for library functions in them if you must have them!
 - 0
- I'd support a higher structure to allow for more space for increased collections, plus more activity space. Could it be 2.5 stories?
 - 2
 - Diagram: 
- More parking!
 - 3
- Loved the example of trees / barn architecture
 - 1
- Focus on views toward pond and trees. Remember the views even during rainy weather. Calming effect
- Incorporate dogwoods and blossoming cherries into design or artwork
- Ability to engage with the duck pond (visually / physically)
- GONG!!
 - 4
- Landscape: Preserve and celebrate existing trees, we just became "tree city" (especially oak try along Harrison)
 - 4
- How will you incorporate all the functions you mentioned in only 20,000 sqft? You'd need 60 – 80,000 sqft to do them all. Can we vote on which functions we want?
- Multi-level library is preferred!
 - 6
- I would like to see the contribution of the Leddings honored. And the library to have a feeling like being in their home

- 2
- Any way to link the pond house (and possibly the property to the north of it – its for sale right now) to the new library for more effectiveness?
 - 1
- I like the idea of the flexibility of the space – walls and stacks that can be reconfigured as needs change
 - 1
- No more parking
 - 1
- Re our history: Please incorporate the Clackamas Tribe history
 - 3
- I like the Woodstock library
- Café staffed by local high school kids.
- No spaces that echo
- Ideas that I like: 1. Space for teens 2. Concert performance / meeting room / games space 3. Lots of windows and running water inside entry that sounds like a stream 4. Childrens’ section with hands on toys
 - 3
- Better parking
 - 1
- Re Site Plan: orient the building to fit with downtown, prioritizing access by pedestrians, then cyclists, then people traveling by car. (Car parking in the back)
- The current library has 3 floors – this has worked very well for us and I hope we can have that in the new one. The children on their own floor has many advantages – Reducing noise for adult patrons and makes children safer in their own area. Staff on the upper floor – reduces noise so that staff can work. This arrangement makes for better use of our small site. I really don’t like the one floor warehouse planat many libraries where noise and heating and cooling became bigger issues among others.
 - 2
- Better bike parking
 - 1
- At least as much parking as current. And materials drop-off drive thru
- Like Hillsboro Library. It’s a great space!
- By definition, a bay cannot be located in the middle of a river. It should be Milwaukie Riverfront Park
 - 1
- We live in unincorporated Clackamas county and pay our library taxers to Ledding Library. In fact this library district extends to I-205. I think it is important for the committee to know that many patrons are not city residents and to be inclusive. Thank you.
- Children and families love that the kids have their own space!
 - 2
- Landscape: strengthen connection and relevance of Scott Park, encourage outdoor use for library programming
- Milwaukie is linked to more than just the river. Three creeks flow into the Willamette in Milwaukie, and these were used to support mills and logging, Milwaukie (large parts of it) once was all trees, anyway to reflect this all in the library design?
 - 1

- Do we really need so much empty space? Lots of examples of wasted room. Makes the place feel sterile.
 - 2
- Local Art
 - 5
- A library Mascot
 - 2

SPACES FOR GATHERING AND MEETING



What types of meetings or gatherings do you want to have?

What amenities should be included?



How do you want to collaborate with others?

How should the spaces feel?



SPACES FOR CREATING AND MAKING



What do you want to make at the library?



What programs do you currently enjoy?



What do you need to make it?



What programs would you like to see added?



SPACES FOR GATHERING AND MEETING

Add your comments here!



SPACES FOR CREATING AND MAKING

Add your comments here!



SPACES FOR BABIES AND CHILDREN



What do you like about the current children's area? What might you change?

How can the library be a great place for young families?



What needs to be happening at the library to support school success?



What would encourage engaged learning?



SPACES FOR TWEENS AND TEENS

How can the library be a positive space for teens and tweens?



What will encourage young people to learn and connect with each other?



What types of seating should be in the teen area?



SPACES FOR BABIES AND CHILDREN

Add your comments here!

Diverse play images

CHILDREN NEED A SPACE TO BE NOISY WITHOUT DISRUPTING THE ADULT AREA. MUCH LIKE WE HAVE NOW

Remember, children are love first, clients second. If they have a poor experience, they will not return to your book!!

Storytime space enough for at least 30 people

Keep the children area open for children to explore and breathe by noise. Make sure that you have space for storytime and place for children's activities

Expand the African section for children (Other languages! yes Russian too)

Snuggle up Share a book!

Restroom - nappy area - changing tables - family restrooms?

Freedom to be a little messy, allow play in many forms reading, circle time, interactive storytelling

Play building

Separate space for children's reading area

Keep children away from the main floor - reading area and listening area away from adult area & family restrooms

Children are the first clients. If they have a poor experience, they will come back for generations

There are many ways to make it more inclusive. Every child is different and we need to be sure they all have a chance to be heard and have their voices heard.

and other children authors to 'read' and a lot of them

CHILDREN'S LIBRARY FEELS COST & SCARY FROM ADULT AREA VERY POPULAR WITH PARENTS TO HAVE A 'SOUND LIBRARY' FEELING

The READING CUBBLES!

SPACES FOR TWEENS AND TEENS

Add your comments here!

arts & crafts space/class

Reading

A well equipped workstation or study area with good lighting and organized shelves for the kids' books

Space for social group play

Space for quiet reading

I have the best study area for studying!

Lots of space for reading



SPACES FOR READING




What makes the library a good place for reading and studying?



What types of seating are you drawn to?



Do you currently use the library for reading? Where do you prefer to sit?



SPACES FOR READING

Add your comments here!



SPACE FOR COLLECTIONS

Add your comments here!



SPACE FOR COLLECTIONS



What is currently working?

How can the library make it easy to find what you are looking for?



In what ways can your experience be improved?

How could the library reflect Milwaukie?



SPACES FOR TECHNOLOGY



How do you use technology?



What technology do you need to support your library experience?

How would you like to use technology in the future?



SPACES FOR TECHNOLOGY

Add your comments here!

Expanded
Reading
Area w/
computers

Try to be
friendly to
the staff
and the
community
members

Make sure call to rest +
kitchen throughout whole
library

Learning is using
smart phone
Laptops
etc

The TV is part of
the design. It should
be a great fun place
we have about 1000
many people use
it in

Library should
be a place where
people can go to
learn and have fun

OSMO

Primary
on computers

ANYTHING ELSE WE SHOULD KNOW

PARKING

also discuss
the way we
use the space
to make it
more
friendly to
the community
and the staff

more computers
that make music
or have water
or a small
kitchen area
to make it
more
friendly to
the community
and the staff

Landscape
- Preserve &
celebrate our
trees, we just
became a tree city
(especially on the
along horizon)

Parking!

Library should
be a place where
people can go to
learn and have fun

Keep our trees
please!!

Learn the concept of trees
being a mistake

Good
learning
from living
with
trees
(along the
horizon)

QUALITY TO
SPACE
THE COST OF
PAID
(VISUAL/
PHYSICAL)

ALL OF
THEM

GONG!

It's important to
have a place where
people can go to
learn and have fun
and the staff can
use it too

More
parking

More
parking

More
parking

i like the
woodstock
library

More
parking

More
parking

More
parking

More
parking

More
parking

More
parking

More
parking

More
parking

More
parking

More
parking

More
parking

More
parking

More
parking

More
parking

More
parking

More
parking

More
parking

More
parking

More
parking

More
parking

More
parking

More
parking

More
parking

More
parking

More
parking

Project Vision

People : Creates a welcoming, civic focal point that promotes education and understanding of Milwaukie's culture, community and history.

Prosperity : Provides an innovative, state-of-the-art, future-thinking library that supports both community and individual endeavors.

Planet : Its sustainable architectural design integrates the surrounding landscape and is a model of stewardship that seeks to enhance the natural environment.

Place : Provides a vibrant community information hub that brings people together, stimulates imagination and enriches lives.

Building Spaces

	Area	s.f.	Total
1	Entrance Area		
1.1	Public Entrance/Lobby	68	
1.2	Community Meeting Room	900	
1.3	Kitchenette Alcove	36	
1.4	Meeting Room Storage	153	
1.5	Friend's Bookstore	134	
1.7	Public Restrooms	IN GSF	1,291
2	Central Public Spaces : Service Checkout Browsing		
2.1	Self Checkout and Holds Pickup	223	
2.2	New Books Browsing Area	217	
2.3	Media Browsing Area	750	
2.4	Customer Service Desk	136	1,326
3	Adult + Teen Spaces		
3.1	Adult Public Access Computers	372	
3.2	Reference/Children's Services Desk + Collection	248	
3.3	Copier Area	60	
3.4	Adult Circulating Fiction Books	2,182	
3.5	Adult Circulating Nonfiction Books	1,643	
3.6	International Languages Collection	193	
3.7	Quiet Reading/Magazine Browsing	594	
3.8	Group Study/Tutoring Room A	100	
3.9	Group Study/Tutoring Room B	100	
3.10	Group Study/Tutoring Room C	300	
3.11	Teen Space	794	6,586
4	Children's Spaces		
4.1	Children's Collection	2,266	
4.2	Children's Public Access Computers	192	
4.3	Children's Seating	692	
4.4	Storytelling and Class Visits Area	398	
4.5	Storytelling and Programming Storage	50	
4.7	Children's Librarian Desk, office and work area	420	
4.80	Family Restroom	IN GSF	4,018
5	Administration and Service Areas		
5.1	Library Director's Office	150	
5.2	Office	120	
5.3	Staff Workroom	612	
5.4	Sorting and Returns	237	
5.5	Mail and Deliveries	92	
5.6	Staff Entrance / Lockers / Coat Closet	58	
5.7	Staff Lounge	213	
5.80	Staff Restrooms	IN GSF	
5.9	Supplies and Equipment Storage	153	
5.1	Computer/Telecom/Server Room	106	
5.11	Custodial / Maintenance Services	93	
5.12	Book Donations Sorting Space	112	1,946
	Net Assignable Square Feet:		15,166
	Non Assignable SF		5,055
	Gross Square Feet @ 75% Efficiency:		20,222

Project Schedule



Project Team



Project Management: Plan B Consultancy

HACKER

Architect: Hacker



Contractor: Swinerton Builders

PLACE

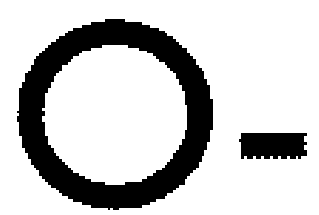
Landscape Architect: Place Studio



Structural Engineer: ABHT



Mechanical Electrical Plumbing Engineer: PAE



Lighting Design: O- LLC



Civil Engineer: HHPR



Sustainability: Lensa

Acoustics: Listen Acoustics



HACKER