

# Technical Memorandum

November 28, 2022

City Project #: C2021-048

Project# 26335.003

**To:** Tessie Prentice, City of Milwaukie  
**From:** Jamestaun Kraupp, PE, Carla Kleynhans, and Julia Kuhn, PE  
**Project:** SE 29<sup>th</sup> Avenue Neighborhood Greenway  
**Subject:** Future Transportation Corridor Considerations

---

To assist the City with planning for future changes to the SE 29<sup>th</sup> Avenue corridor, this memorandum provides a tiered set of engineering, education and enforcement strategies that the City can consider in light of the corridor's "Neighborhood Greenway" designation between SE Balfour Street and SE Van Water Street. This designation supports a shared street by all people in a manner that is comfortable, convenient, and safe for people walking, riding bikes, rolling, and driving. The enclosed assessment presents the potential strategies developed based on a review of traffic speed and volume data, existing street characteristics, use of the corridor by people walking and riding bikes, crash data, City policy and planning documents, and field observations. As discussed in the enclosed memorandum, our overall assessment indicates that SE 29<sup>th</sup> Avenue corridor operates in a manner that supports its local street and shared "roadway" environment and there are no immediate needs for changes to the corridor nor to any intersections; rather there are future opportunities to make changes to the corridor as travel patterns change and funding and/or other partnership opportunities become available, which are discussed in the memorandum.

The remainder of the memo presents the data, evaluation and policy assessment supporting the recommended strategies.

## WHAT IS A NEIGHBORHOOD GREENWAY?

Within the Transportation system Plan (TSP), the City classifies SE 29<sup>th</sup> Avenue from SE Balfour Street to SE Van Water Street as a Neighborhood Greenway. Per TSP Chapter 6, Neighborhood Greenway is a *"Lower-order, lower-volume street with various treatments to promote safe and convenient bicycle travel and enhance pedestrian travel as well. Typically, accommodate bicyclist and motorist in the same travel lanes, often with no specific vehicle or bicycle lane delineation. Assign higher priority to through bicyclists, with secondary priority assigned to vehicles. Also include treatments to slow vehicle traffic to enhance the bicycling environment."* (Reference 1).

The TSP recommends that a Neighborhood Greenway contain traffic calming and other treatments along the corridor to reduce vehicle speeds so that motorists and people riding bikes can travel at the same speed. The TSP also states that *"Neighborhood greenways work best in well-connected street grids, where riders can follow a direct logical route and where higher-order, parallel streets exist to serve through-vehicle traffic."*

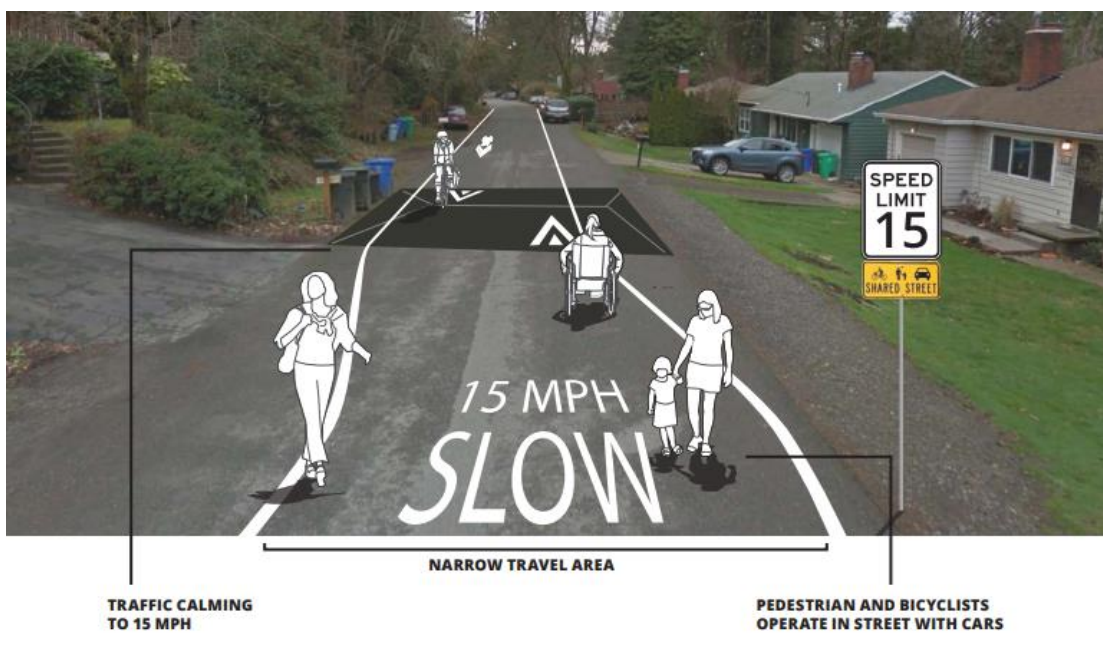
In addition to the City's TSP, the City of Portland also provides example illustrations of neighborhood greenway implementation; two of these are shown in Exhibits 1 and 2. Additional examples of visual illustrations of neighborhood greenways contained in the *Southwest in Motion* report.

Exhibit 1: Neighborhood Greenway Visual Illustration



Source: City of Portland *Southwest in Motion* document (Reference 2)

Exhibit 2.: Pedestrian Shared Street Visual Illustration



Source: City of Portland *Southwest in Motion* document

## SE 29<sup>TH</sup> AVENUE CORRIDOR DESCRIPTION

SE 29<sup>th</sup> Avenue is a north south street that serves the Ardenwald neighborhood and provides a connection to the Springwater Corridor Trail as well as connects residents to the SE 32<sup>nd</sup> Avenue corridor to travel to other areas within the City and region. This corridor includes seven key intersections studied as part of this evaluation; these are illustrated in Exhibit 3 and listed below.

- SE Van Water Street & SE 29<sup>th</sup> Avenue
- SE Roswell Street & SE 29<sup>th</sup> Avenue
- SE Boyd Street & SE 29<sup>th</sup> Avenue
- SE Malcolm Street & SE 29<sup>th</sup> Avenue
- SE Olsen Street & SE 29<sup>th</sup> Avenue
- SE Kelvin Street & SE 29<sup>th</sup> Avenue
- SE Balfour Street & SE 29<sup>th</sup> Avenue

Per the TSP, SE 29<sup>th</sup> Avenue is a “local street” with an inferred speed limit of 25 mph. The TSP also recommends changes to the corridor to enhance the environment for people riding bikes and walking consistent with its neighborhood greenway designation.

### Exhibit 1: Study Area



Source: Google Earth

## BASIS OF ASSESSMENT

To help identify and evaluate potential strategies for implementation, we recorded visual observations through a corridor walk and collected volume, speed, and crash data at each of the intersections.

## CORRIDOR OBSERVATIONS

The corridor walk occurred on October 6, 2022, to observe the conditions for people walking, riding bikes, and walking along the corridor, signage and pavement markings, street and intersection geometrics, and the placement of vegetation. Site visit notes are included in Appendix A. Some of the key highlights from the corridor walk include:

- Consistent with its local street designation, SE 29<sup>th</sup> Avenue does not include a center line stripe to separate the directions of travel nor a posted speed limit
- All people “share the road” as no sidewalks are provided
- At several intersections, sight distance can be enhanced by the regular trimming/maintenance of landscaping
- There are intermittent street lights along the west side of SE 29<sup>th</sup> Avenue on utility poles.
- The road pavement could be classified as “in poor condition”.
- There were some vehicles parked in the right-of-way near intersections that could restrict sight distance; there also appeared to be some abandoned vehicles parked in the corridor.
- Residents along the corridor have placed “Drive Slow” signs on lawns and various poles along the corridor.
- Shared road markings and way finding signs were visible along the route although some were obstructed by landscaping.
- Only the SE Roswell Street and SE Malcolm Street intersections have stops or yield signs on the intersecting streets.

For reference purposes, Photos 1 – 6 illustrate some of the conditions observed during the corridor walk.

Photo 1: SE 29th Avenue Cross Section



Photo 2: Condition of vegetation near intersections and street lights



Photo 3: Pavement Conditions and parked vehicles



Photo 4: "Drive Slow" Signage



Photo 5 & 6: Shared Road pavement markings and vegetation partly blocking existing way finding signs



Photo 7: Yield sign at the SE Malcolm Street/SE 29th Avenue Intersection



## EXISTING VOLUMES ALONG THE CORRIDOR

In September 2022, we collected intersection and roadway counts over a twenty-four-hour period mid-week. These are provided in Appendix B.

Some of the key observations related to the volume data are summarized below.

### Consistency of Vehicular Volumes with Local Street Designation

The maximum daily traffic volume recorded in the corridor was 294 vehicles per day, well below the local street “desirable” traffic volume of 1,500 vehicles per day per the City’s TSP.

The traffic volumes vary by location through the day with the highest volumes occurring in the early afternoon at the south end (SE Balfour Street) and later in the afternoon in the north (SE Van Water Street). Table 1 provides a summary of the intersection peak hour volumes for vehicles, pedestrians, and bikes. The existing (2022) intersection peak hour vehicular, pedestrian and cyclist volumes per movement are provided in Appendix C.

**Table 1: Volumes on SE 29<sup>th</sup> Avenue at Each Intersection**

Intersections	Peak Hour	North South Volumes			East West Volumes		
		Vehicles	Pedestrian	Bikes	Vehicles	Pedestrian	Bikes
SE Van Water Street & SE 29 <sup>th</sup> Avenue	5:30 PM – 6:30 PM	11	11	6	26	10	14
SE Roswell Street & SE 29 <sup>th</sup> Avenue	5:45 PM – 6:45 PM	9	3	8	32	9	0
SE Boyd Street & SE 29 <sup>th</sup> Avenue	2:55 PM – 3:55 PM	13	2	5	26	3	0
SE Malcolm Street & SE 29 <sup>th</sup> Avenue	3:20 PM – 4:20 PM	15	0	7	18	0	0
SE Olsen Street & SE 29 <sup>th</sup> Avenue	2:50 PM – 3:50 PM	12	1	5	19	0	1
SE Kelvin Street & SE 29 <sup>th</sup> Avenue	1:40 PM – 2:40 PM	13	0	1	9	0	0
SE Balfour Street & SE 29 <sup>th</sup> Avenue	1:30 PM – 2:30 PM	15	0	0	20	0	1

Underlining represents the highest volume observed during the counts within the corridor

The corridor traffic volumes for vehicles indicate that most motorists use the intersecting street to access SE 32<sup>nd</sup> Avenue as soon as they are able and generally do not travel multiple blocks along the corridor. Further the volumes do not indicate that any measurable cut-through traffic is occurring today. Further we note that a number of neighborhood residents walk and ride bikes in the corridor later in the evening as well. Over time, the City could consider additional street lighting if needed to support the active use of the corridor during all times of the year.

The daily volume variation for vehicles, pedestrians, and cyclists at all seven intersections are available in Appendix C.

## Traffic Speeds

The speed study was collected along the entire corridor. In reviewing vehicular speed data, it is helpful to understand the average speed as well as the 85<sup>th</sup> percentile speeds. Changes to the street environment can be considered when local street “85<sup>th</sup> percentile” speeds are more than 5 – 7 mph over the posted speeds (in this case, 25 mph is considered to be the posted speed by the City). As shown in the appendix, the 85<sup>th</sup> Percentile Speed along SE 29<sup>th</sup> Avenue was measured to be 20mph and only one percent of the vehicles were observed to exceed 25 mph. A summary of the maximum and 85<sup>th</sup> percentile speeds are provided in Appendix F. The low speeds also support the observation that cut-through traffic does not appear to be occurring.

## Recorded Crashes

The Oregon Department of Transportation provided information about recorded crashes in the corridor for the most recent period in which data is provided (i.e., 2016 – 2020). Per this data, no crashes occurred. The survey team noted that a crash occurred on September 20, 2022 at the SE 29<sup>th</sup> Avenue/SE Kelvin Street intersection between two vehicles but did not involve people walking or cycling. No additional information is available at this time.

## PREVIOUSLY IDENTIFIED CHANGES TO THE CORRIDOR

On behalf of the City, Alta Planning and Design conducted a study in February 2021 (Reference 3) to support safe and comfortable bicycle connections through Central Milwaukie. This study identified the linkage of the SE 29<sup>th</sup> Avenue Neighborhood Greenway with the planned Monroe Street Neighborhood Greenway to the south and east. These future connections are expected to increase the activity by people walking and riding bikes along SE 29<sup>th</sup> Avenue. Refer to Appendix E for the route connection options to SE 29<sup>th</sup> Avenue.

The property to the south of the SE 29<sup>th</sup> Avenue and SE Balfour Street intersection is designated for redevelopment in the future. The concept master plan of the redevelopment indicates a potential pedestrian, cyclist, and/or vehicle link to SE 29<sup>th</sup> Avenue. Refer to Appendix F for the redevelopment master plan.

The current redevelopment plan has removable bollards limiting the vehicle link to SE 29<sup>th</sup> Avenue. Should these be permanently removed, and a vehicular connection is provided to this area, the City may want to consider monitoring traffic volumes and speeds to determine if a measurable level of cut-through traffic materializes.

## OVERALL OBSERVATIONS AND CONSIDERATIONS

Based on both the recorded data and the field observations, our overall assessment indicates that SE 29<sup>th</sup> Avenue corridor operates in a manner that supports its local street and shared “roadway” environment. The traffic volumes are well below the desirable levels to support this environment and the 85<sup>th</sup> percentile speeds are 20 miles per hour. Further there is no crash data recorded. Finally, the corridor also experiences volumes of people walking and cycling throughout the day.

Based on the overall assessment, there is no indication or technical data that would indicate that there is an immediate need for changes to the corridor nor to any intersections. Instead, the assessment identified a number of considerations that can be evaluated by the City overtime as funding and/or opportunities to partner with ongoing maintenance activities and/or other capital projects occur.

The range of low to medium cost strategies that the City may implement over time in support of the neighborhood greenway include, but are not limited to those shown below.

- Lower cost enhancements
  - General maintenance and trimming of vegetation within the corridor, especially within 155 feet of intersections and at least 50 feet of road signs.
  - Consider implementing 20 mile per hour speed limits and associated signage along SE 29<sup>th</sup> Avenue as supported by the 85<sup>th</sup> percentile speed.
  - Install additional shared lane markings immediately after each intersection along SE 29<sup>th</sup> Avenue and spaced at intervals not greater than 250 feet thereafter (per the Manual of Uniform Traffic Control Devices Section 9C.07), to increase the awareness of the corridor as a “share the road” environment.
  - Install stop signs at east and west approaches for intersections within the corridor and/or consider all-way stop-control at SE Van Water Street or SE Roswell Street if through traffic volumes along SE 29<sup>th</sup> Avenue increases to beyond the “desirable” local street volume of 1,500 vehicles per day and/or crash data trends indicates a need to do this.
  - If crash trends emerge related to sight distance challenges at intersections, consider stop control signage as described above, and/or vegetation maintenance to promote pedestrian, bike, and vehicle visibility.
  - Consider changing the wayfinding from the Springwater Corridor to use SE Sherrett Street instead of SE Van Waters Street to connect to SE 29<sup>th</sup> Avenue in light of the grade changes and roadway curvature along SE Van Waters Street.
  
- Higher cost enhancements
  - Install speed humps along SE 29<sup>th</sup> Avenue if speeds increase to levels of 30 mph or higher for a road speed of 25 MPH.
  - Install a traffic diverter at a mid-point in the corridor (such as SE Roswell Street) if SE 29<sup>th</sup> Avenue is extended to the south and traffic volumes along the corridor materially increase (i.e., cut-through traffic starts to occur) beyond 1,500 vehicles per day.
  - Install curbing along SE 29<sup>th</sup> Avenue and/or bulb outs at key intersections to support pedestrian movements and visibility in the corridor and promote traffic calming activities at intersections; this is a longer-term aspirational potential for the corridor.
  - Provide pavement rehabilitation along the corridor to improve the comfort of people traveling along the corridor.

These considerations are also supported by the policies in the TSP. Additional strategies supported by the TSP can also be considered by the City over time. Please contact us if you have any questions or need further information.

## REFERENCE

- 1) City of Milwaukie. *Transportation System Plan*. October 2018
- 2) Portland Bureau of Transportation. *Southwest in Motion*. August 2019
- 3) Alta Planning and Design. *Central Milwaukie Bikeway Connections Conceptual Design Report*. February 2021

## APPENDIX

- Appendix A: Site Visit Notes
- Appendix B: Traffic and Tube Counts
- Appendix C: Volume Summary
- Appendix D: Speed Summary
- Appendix E: Alta route connection options
- Appendix F: Redevelopment Master Plan



---

## Appendix A Site Visit Notes

---

# FIELD INSPECTION REPORT

---

Project Name: AWSC Analysis: 29th Ave Corridor

Project # 26335.003

---

Inspection Date: 10/06/2022

---

Weather: Sunny

---

Location: SE 29th Ave: SE Balfour St to SE Van Water St

---

Time Period: 10:00 AM - 12:00 PM

---

## Description of Work Inspected

### Attendance:

- City of Milwaukie: Tessie Prentice
- Kittelson: Julia Kuhn, Carla Kleynhans, Jamestaun Kraupp

### Field Notes:

- Intersection sight distance restricted by shrubs at certain intersections
- Road pavement in poor condition
- There are 4-levels of greenways according to the City Transportation System Plan
- There are no immediate improvements planned or funded for our recommendations.
- Concerns with enforcement of parking and abandoned vehicles
- City guessed about 40-50 feet of right of way
- City Care Free event that is good to be aware of
- Need to consider connection to Springwater trail
- Would LED signs be helpful?
- Noticed during visit that the vehicle volumes were sparse
- Noticed several pedestrians, approximately 10
- City had an initiative for "Drive Slow" signage to be installed along the corridor on lawns and various poles. Coordination effort with Neighborhood District Association (NDA).
- Multiple groups could potentially get involved: NDA, TSAP, Public Safety Council
- Light on every utility pole on the western side of the corridor
- City has the Roswell Improvements coming soon
- City installed TWSC at the 29<sup>th</sup> & Roswell Intersection per request from neighborhood
- Shared road markings and way finders installed along the corridor
- Some way finders were not clearly visible due to shrubs
- No speed signs within the corridor. TSP shows it as 25 MPH
- There is an elementary school nearby and may be a potential school route
- City intends to install PSST for all future improvements

Photos were taken in the field to demonstrate and document the existing conditions.



Photo 1: Shared Road Marking and Way Finder



Photo 2: Pavement Conditions



Photo 3: "Drive Slow" Initiative sign



Photo 4: Shrubs restricting sight distance



Photo 5: Way Finder restricted by shrubs



Photo 7: Vehicles parked in intersection

---

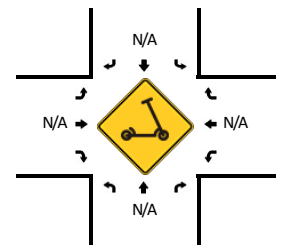
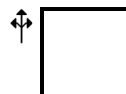
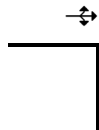
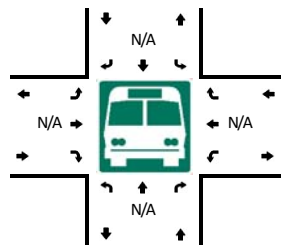
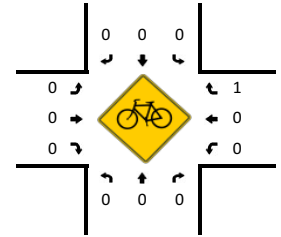
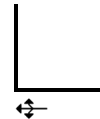
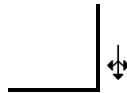
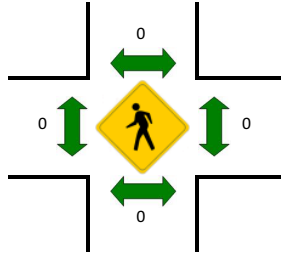
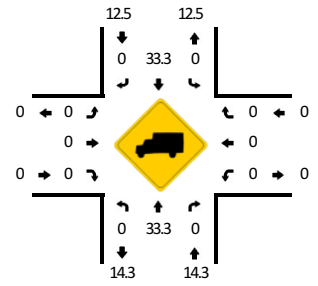
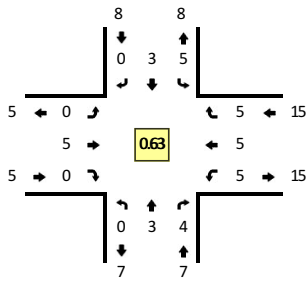
Appendix B Traffic and Tube  
Counts

---

**LOCATION:** SE 29th Ave -- SE Balfour St  
**CITY/STATE:** Milwaukie, OR

**QC JOB #:** 15923801  
**DATE:** Tue, Sep 20 2022

Peak-Hour: 1:30 PM -- 2:30 PM  
 Peak 15-Min: 2:10 PM -- 2:25 PM



5-Min Count Period Beginning At	SE 29th Ave (Northbound)				SE 29th Ave (Southbound)				SE Balfour St (Eastbound)				SE Balfour St (Westbound)				Total	Hourly Totals
	Left	Thru	Right	U	Left	Thru	Right	U	Left	Thru	Right	U	Left	Thru	Right	U		
12:00 AM	0	0	0	0	0	0	0	0	0	0	0	0	0	0	0	0	0	0
12:05 AM	0	0	0	0	0	0	0	0	0	0	0	0	0	0	0	0	0	0
12:10 AM	0	0	0	0	0	0	0	0	0	0	0	0	0	0	0	0	0	0
12:15 AM	0	0	0	0	0	0	0	0	0	0	0	0	0	0	0	0	0	0
12:20 AM	0	0	0	0	0	0	0	0	0	0	0	0	0	0	0	0	0	0
12:25 AM	0	0	0	0	0	0	0	0	0	0	0	0	0	0	0	0	0	0
12:30 AM	0	0	0	0	0	0	0	0	0	0	0	0	0	0	0	0	0	0
12:35 AM	0	0	0	0	0	0	0	0	0	0	0	0	0	0	0	0	0	0
12:40 AM	0	0	0	0	0	0	0	0	0	0	0	0	0	0	0	0	0	0
12:45 AM	0	0	0	0	0	0	0	0	0	0	0	0	0	0	0	0	0	0
12:50 AM	0	0	0	0	0	0	0	0	0	0	0	0	0	0	0	0	0	0
12:55 AM	0	0	0	0	0	0	0	0	0	0	0	0	1	0	0	0	1	1
1:00 AM	0	0	0	0	0	0	0	0	0	0	0	0	1	0	0	0	1	2
1:05 AM	0	0	0	0	0	0	0	0	0	0	0	0	0	0	0	0	0	2
1:10 AM	0	0	0	0	0	0	0	0	0	0	0	0	0	0	0	0	0	2
1:15 AM	0	0	0	0	0	0	0	0	0	0	0	0	0	0	0	0	0	2
1:20 AM	0	0	0	0	0	0	0	0	0	0	0	0	0	0	0	0	0	2
1:25 AM	0	0	0	0	0	0	0	0	0	0	0	0	0	0	0	0	0	2
1:30 AM	0	0	0	0	0	0	0	0	0	0	0	0	0	0	0	0	0	2
1:35 AM	0	0	0	0	0	0	0	0	0	0	0	0	0	0	0	0	0	2
1:40 AM	0	0	0	0	0	0	0	0	0	0	0	0	0	0	0	0	0	2
1:45 AM	0	0	0	0	0	0	0	0	0	0	0	0	0	0	0	0	0	2
1:50 AM	0	0	0	0	0	0	0	0	0	0	0	0	0	0	0	0	0	2
1:55 AM	0	0	1	0	0	0	0	0	0	0	0	0	0	0	0	0	1	2
2:00 AM	0	0	0	0	0	0	0	0	0	0	0	0	0	0	0	0	0	1
2:05 AM	0	0	0	0	0	0	0	0	0	0	0	0	0	0	0	0	0	1
2:10 AM	0	0	0	0	0	0	0	0	0	0	0	0	0	0	0	0	0	1
2:15 AM	0	0	0	0	0	0	0	0	0	0	0	0	0	0	0	0	0	1
2:20 AM	0	0	0	0	0	0	0	0	0	0	0	0	0	0	0	0	0	1
2:25 AM	0	0	0	0	0	0	0	0	0	0	0	0	0	0	0	0	0	1
2:30 AM	0	0	0	0	0	0	0	0	0	0	0	0	0	0	0	0	0	1
2:35 AM	0	0	0	0	0	0	0	0	0	0	0	0	0	0	0	0	0	1
2:40 AM	0	0	0	0	0	0	0	0	0	0	0	0	0	0	0	0	0	1
2:45 AM	0	0	0	0	0	0	0	0	0	0	0	0	1	0	0	0	1	2
2:50 AM	0	0	0	0	0	0	0	0	0	0	0	0	0	0	0	0	0	2
2:55 AM	0	0	0	0	0	0	0	0	0	0	0	0	0	0	0	0	0	1
3:00 AM	0	0	0	0	0	0	0	0	0	0	0	0	0	0	0	0	0	1
3:05 AM	0	0	0	0	0	0	0	0	0	0	0	0	0	0	0	0	0	1
3:10 AM	0	0	0	0	0	0	0	0	0	0	0	0	0	0	0	0	0	1

5-Min Count Period Beginning At	SE 29th Ave (Northbound)				SE 29th Ave (Southbound)				SE Balfour St (Eastbound)				SE Balfour St (Westbound)				Total	Hourly Totals	
	Left	Thru	Right	U	Left	Thru	Right	U	Left	Thru	Right	U	Left	Thru	Right	U			
3:15 AM	0	0	0	0	0	0	0	0	0	0	0	0	0	0	0	0	0	0	1
3:20 AM	0	0	1	0	0	0	0	0	0	0	0	0	0	0	0	0	0	0	2
3:25 AM	0	0	0	0	0	0	0	0	0	0	0	0	0	0	0	0	0	0	2
3:30 AM	0	0	0	0	0	0	0	0	0	0	0	0	0	0	0	0	0	0	2
3:35 AM	0	0	0	0	0	0	0	0	0	0	0	0	0	0	0	0	0	0	2
3:40 AM	0	0	0	0	0	0	0	0	0	0	0	0	0	0	0	0	0	0	2
3:45 AM	0	0	0	0	0	0	0	0	0	0	0	0	0	0	0	0	0	0	1
3:50 AM	0	0	0	0	0	0	0	0	0	0	0	0	0	0	0	0	0	0	1
3:55 AM	0	0	0	0	0	0	0	0	0	0	0	0	0	0	0	0	0	0	1
4:00 AM	0	0	0	0	0	0	0	0	0	0	0	0	0	0	0	0	0	0	1
4:05 AM	0	0	0	0	0	0	0	0	0	0	0	0	0	0	0	0	0	0	1
4:10 AM	0	0	0	0	0	0	0	0	0	0	0	0	0	0	0	0	0	0	1
4:15 AM	0	0	0	0	0	0	0	0	0	0	0	0	0	0	0	0	0	0	1
4:20 AM	0	0	0	0	0	0	0	0	0	0	0	0	0	0	0	0	0	0	0
4:25 AM	0	0	0	0	0	0	0	0	0	0	0	0	0	0	0	0	0	0	0
4:30 AM	0	0	0	0	0	0	0	0	0	0	0	0	0	0	0	0	0	0	0
4:35 AM	0	0	0	0	0	0	0	0	0	0	0	0	0	0	0	0	0	0	0
4:40 AM	0	0	0	0	0	0	0	0	0	0	0	0	0	0	0	0	0	0	0
4:45 AM	0	0	0	0	0	0	0	0	0	0	0	0	0	0	0	0	0	0	0
4:50 AM	0	0	0	0	0	0	0	0	0	0	0	0	0	0	0	0	0	0	0
4:55 AM	0	0	0	0	0	0	0	0	0	0	0	0	0	0	0	0	0	0	0
5:00 AM	0	0	0	0	0	0	0	0	0	0	0	0	0	0	0	0	0	0	0
5:05 AM	0	0	0	0	0	0	0	0	0	0	0	0	0	0	0	0	0	0	0
5:10 AM	0	0	0	0	0	0	0	0	0	0	0	0	0	0	0	0	0	0	0
5:15 AM	0	0	0	0	0	0	0	0	0	0	0	0	0	0	0	0	0	0	0
5:20 AM	0	0	0	0	0	0	0	0	0	0	0	0	0	0	0	0	0	0	0
5:25 AM	0	0	0	0	0	0	0	0	0	0	0	0	0	0	0	0	0	0	0
5:30 AM	0	0	0	0	0	0	0	0	0	0	0	0	0	0	0	0	0	0	0
5:35 AM	0	0	0	0	0	0	0	0	0	0	0	0	0	0	0	0	0	0	0
5:40 AM	0	0	0	0	0	0	0	0	0	0	0	0	0	0	0	0	0	0	1
5:45 AM	0	0	0	0	0	0	0	0	0	0	1	0	0	0	0	0	0	0	1
5:50 AM	0	0	0	0	0	0	0	0	0	0	0	0	0	0	0	0	0	0	1
5:55 AM	0	0	0	0	0	0	0	0	0	0	0	0	0	0	0	0	0	0	1
6:00 AM	0	0	0	0	0	0	0	0	0	0	0	0	0	0	0	0	0	0	1
6:05 AM	0	0	0	0	0	0	0	0	0	0	0	0	0	0	0	0	0	0	1
6:10 AM	0	0	0	0	0	0	0	0	0	0	0	0	0	0	0	0	0	0	1
6:15 AM	0	0	0	0	0	0	0	0	0	0	1	0	0	0	0	0	0	0	2
6:20 AM	0	0	0	0	0	0	0	0	0	0	0	0	0	0	0	0	0	0	2
6:25 AM	0	0	0	0	0	0	0	0	0	0	2	0	0	0	0	0	0	0	4
6:30 AM	0	0	1	0	1	0	0	0	0	0	0	0	0	0	0	0	0	0	6
6:35 AM	0	0	0	0	0	0	0	0	0	0	0	0	0	0	0	0	0	0	6
6:40 AM	0	0	0	0	0	0	0	0	0	0	0	0	0	0	0	0	0	0	5
6:45 AM	0	0	1	0	0	0	0	0	0	0	0	0	0	0	0	0	0	0	6
6:50 AM	0	0	0	0	0	0	0	0	0	0	0	0	0	0	0	0	0	0	6
6:55 AM	0	0	0	0	1	0	0	0	0	0	1	0	0	1	0	0	0	0	9
7:00 AM	0	0	0	0	0	0	0	0	0	0	0	0	0	2	0	0	0	0	11
7:05 AM	0	0	1	0	0	0	0	0	0	0	0	0	0	0	0	0	0	0	12
7:10 AM	0	0	0	0	0	0	0	0	0	0	0	0	0	0	0	0	0	0	12
7:15 AM	0	0	0	0	0	0	0	0	0	0	0	0	0	0	0	0	0	0	11
7:20 AM	0	0	0	0	0	0	0	0	0	0	0	0	0	0	0	0	0	0	11
7:25 AM	0	0	0	0	1	0	0	0	0	0	2	0	0	1	0	0	0	0	13
7:30 AM	0	0	0	0	0	0	0	0	0	0	1	0	0	0	0	0	0	0	12
7:35 AM	0	0	0	0	1	0	0	0	0	0	0	0	0	0	0	0	0	0	13
7:40 AM	0	0	0	0	0	0	0	0	0	0	0	0	0	2	0	0	0	0	15
7:45 AM	0	0	0	0	0	0	0	0	0	0	0	0	0	1	0	0	0	0	15
7:50 AM	0	0	0	0	0	0	0	0	0	0	0	0	0	0	1	0	0	0	16
7:55 AM	0	0	0	0	0	0	0	0	0	0	0	0	0	0	0	0	0	0	13
8:00 AM	0	0	1	0	0	0	0	0	0	0	0	0	0	0	0	0	0	0	12
8:05 AM	0	0	0	0	0	0	0	0	0	0	0	0	0	0	0	0	0	0	11
8:10 AM	0	0	0	0	0	0	0	0	0	0	0	0	0	0	0	0	0	0	11
8:15 AM	0	0	0	0	1	0	0	0	0	0	0	0	0	0	0	0	0	0	12
8:20 AM	0	0	0	0	0	0	0	0	0	0	0	0	0	1	0	0	0	0	13
8:25 AM	0	0	0	0	0	0	0	0	0	0	0	0	0	1	0	0	0	0	10
8:30 AM	0	0	0	0	1	0	0	0	0	0	0	0	0	0	1	0	0	0	11
8:35 AM	0	0	0	0	0	0	0	1	0	0	1	0	0	0	0	0	0	0	12
8:40 AM	0	0	0	0	1	0	0	0	0	0	0	0	0	0	0	0	0	0	11
8:45 AM	0	0	0	0	2	0	0	0	0	0	0	0	0	0	1	0	0	0	13
8:50 AM	0	0	0	0	1	0	0	0	0	0	0	0	0	0	0	0	0	0	13
8:55 AM	0	0	0	0	0	0	0	0	0	0	0	0	0	0	0	0	0	0	13
9:00 AM	0	0	0	0	0	0	0	0	0	0	0	0	0	0	0	0	0	0	12
9:05 AM	0	0	0	0	0	0	0	0	0	0	0	0	0	0	0	0	0	0	12
9:10 AM	0	0	0	0	0	0	0	0	0	0	0	0	0	0	3	0	0	0	15
9:15 AM	0	0	0	0	0	0	0	0	0	1	0	0	0	0	0	0	0	0	15
9:20 AM	0	0	0	0	0	0	0	0	0	0	0	0	0	0	1	0	0	0	15
9:25 AM	0	0	0	0	0	0	0	0	0	0	0	0	0	0	1	0	0	0	15
9:30 AM	0	0	0	0	0	0	0	0	0	0	0	0	0	0	0	0	0	0	13
9:35 AM	0	0	0	0	0	0	0	0	0	0	0	0	0	1	2	0	0	0	14
9:40 AM	0	0	1	0	0	0	0	0	0	0	0	0	0	0	0	0	0	0	14
9:45 AM	0	0	0	0	0	0	0	0	0	2	0	0	0	0	0	0	0	0	13
9:50 AM	0	0	1	0	0	0	0	0	0	0	0	0	1	0	0	0	0	0	14
9:55 AM	0	0	0	0	0	0	0	0	0	0	0	0	0	1	0	0	0	0	15
10:00 AM	0	0	0	0	1	0	0	0	0	0	0	0	0	0	1	0	0	0	17
10:05 AM	0	0	0	0	0	0	0	0	0	0	0	0	0	2	0	0	0	0	19
10:10 AM	0	0	0	0	0	0	0	0	0	0	0	0	0	0	0	0	0	0	16
10:15 AM	0	0	0	0	0	0	0	0	0	0	0	0	0	0	0	0	0	0	15
10:20 AM	0	0	0	0	0	0	0	0	0	0	0	0	0	0	1	0	0	0	15
10:25 AM	0	0	0	0	0	0	0	0	0	0	0	0	0	0	1	0	0	0	15
10:30 AM	0	0	0	0	1	0	0	0	0	2	0	0	0	0	0	0	0	0	18

5-Min Count Period Beginning At	SE 29th Ave (Northbound)				SE 29th Ave (Southbound)				SE Balfour St (Eastbound)				SE Balfour St (Westbound)				Total	Hourly Totals
	Left	Thru	Right	U	Left	Thru	Right	U	Left	Thru	Right	U	Left	Thru	Right	U		
10:35 AM	0	0	0	0	0	0	0	0	0	0	0	0	1	0	0	0	1	16
10:40 AM	0	0	0	0	0	0	0	0	0	0	0	0	0	1	1	0	2	17
10:45 AM	0	0	0	0	0	0	0	0	0	0	0	0	0	0	0	0	0	15
10:50 AM	0	0	0	0	1	0	0	0	0	0	0	0	0	1	1	0	3	16
10:55 AM	0	0	0	0	0	0	0	0	0	0	1	0	0	0	1	0	2	17
11:00 AM	0	0	0	0	1	1	0	0	0	0	0	0	0	0	1	0	3	18
11:05 AM	0	0	0	0	0	0	0	0	0	0	0	0	0	0	1	0	1	17
11:10 AM	0	0	0	0	0	0	0	0	0	0	0	0	0	0	0	1	1	18
11:15 AM	0	0	0	0	0	0	0	0	0	0	0	0	0	0	0	0	0	18
11:20 AM	0	0	0	0	1	0	0	0	0	0	0	0	0	1	0	0	2	19
11:25 AM	0	0	2	0	0	0	1	0	0	0	1	1	0	2	0	0	7	25
11:30 AM	0	0	0	0	0	0	0	0	0	0	1	0	0	0	0	0	1	23
11:35 AM	0	0	0	0	0	0	0	0	0	0	0	0	0	0	0	0	0	22
11:40 AM	0	0	0	0	1	0	0	0	0	0	0	0	0	0	0	0	1	21
11:45 AM	0	0	0	0	0	0	0	0	0	0	0	0	0	0	0	0	0	21
11:50 AM	0	0	0	0	0	0	0	0	0	0	0	0	0	0	1	0	1	19
11:55 AM	0	0	0	0	0	0	0	0	0	0	0	0	0	0	0	0	0	17
12:00 PM	0	0	0	0	0	0	0	0	0	0	0	0	0	0	1	1	2	16
12:05 PM	0	0	0	0	1	0	0	0	0	0	1	0	0	1	0	0	3	18
12:10 PM	0	0	0	0	0	0	0	0	0	0	1	0	0	1	0	0	2	19
12:15 PM	0	0	1	0	1	0	0	0	0	0	0	0	0	0	0	0	2	21
12:20 PM	0	0	0	0	0	0	0	0	0	0	0	0	0	1	2	0	3	22
12:25 PM	0	0	0	0	0	0	0	0	0	0	0	0	0	0	0	0	0	15
12:30 PM	0	0	0	0	1	0	0	0	0	0	0	0	0	0	0	0	1	15
12:35 PM	0	0	0	0	0	0	0	0	0	0	1	0	0	0	0	0	1	16
12:40 PM	0	0	1	0	1	0	0	0	0	0	0	0	0	0	0	0	2	17
12:45 PM	0	0	0	0	1	0	0	0	0	0	0	0	0	0	1	0	2	19
12:50 PM	0	0	0	0	0	0	0	0	0	0	0	0	0	0	0	0	0	18
12:55 PM	0	0	0	0	0	0	0	0	0	0	0	0	0	0	0	0	0	18
1:00 PM	0	0	0	0	0	0	0	0	0	0	1	0	0	0	0	0	1	17
1:05 PM	0	0	1	0	0	0	0	0	0	0	0	0	0	0	0	0	1	15
1:10 PM	0	0	0	0	0	0	0	0	0	0	0	0	0	0	0	0	0	13
1:15 PM	0	0	0	0	0	0	0	0	0	0	0	0	0	0	0	0	0	11
1:20 PM	0	0	0	0	0	0	0	0	0	0	0	0	0	0	0	0	0	8
1:25 PM	0	0	0	0	0	0	0	0	0	0	1	0	0	0	0	0	1	9
1:30 PM	0	0	0	0	1	0	0	0	0	0	2	0	0	0	0	0	3	11
1:35 PM	0	1	0	0	0	1	0	0	0	0	1	0	0	0	1	0	4	14
1:40 PM	0	0	0	0	1	1	0	0	0	0	0	0	0	0	0	0	2	14
1:45 PM	0	1	0	0	0	0	0	0	0	0	0	0	0	1	0	0	2	14
1:50 PM	0	0	0	0	1	0	0	0	0	0	0	0	0	0	0	0	1	15
1:55 PM	0	0	0	0	1	0	0	0	0	0	0	0	0	0	1	2	4	19
2:00 PM	0	0	1	0	0	0	0	0	0	0	0	0	0	0	0	0	1	19
2:05 PM	0	0	0	0	0	0	0	0	0	0	0	0	0	1	0	0	1	19
2:10 PM	0	0	1	0	0	1	0	0	0	0	0	0	0	1	1	0	4	23
2:15 PM	0	1	0	0	1	0	0	0	0	0	1	0	0	1	0	2	6	29
2:20 PM	0	0	1	0	0	0	0	0	0	0	1	0	0	0	0	1	4	33
2:25 PM	0	0	1	0	0	0	0	0	0	0	0	0	0	1	1	0	3	35
2:30 PM	0	0	0	0	0	0	0	0	0	0	0	0	0	0	0	0	0	32
2:35 PM	0	0	0	0	0	0	0	0	0	0	0	0	0	0	0	0	0	28
2:40 PM	0	0	0	0	0	0	0	0	0	0	2	0	0	1	1	0	4	30
2:45 PM	0	0	0	0	0	0	0	0	0	0	0	0	0	1	1	0	2	30
2:50 PM	0	0	1	0	0	0	0	0	0	0	0	0	0	1	0	0	2	31
2:55 PM	0	0	0	0	1	0	0	0	0	0	0	0	0	0	0	0	1	28
3:00 PM	0	0	0	0	0	0	0	0	0	0	0	0	0	0	0	0	0	27
3:05 PM	0	0	0	0	1	0	0	0	0	0	0	0	0	0	1	0	2	28
3:10 PM	0	0	1	0	0	0	0	0	0	0	0	0	0	0	0	0	1	25
3:15 PM	0	0	0	0	0	0	0	0	0	0	0	0	0	0	0	1	1	20
3:20 PM	0	0	0	0	0	0	0	0	0	0	0	0	0	1	1	0	2	18
3:25 PM	0	0	0	0	1	0	0	1	1	0	0	0	0	0	2	0	5	20
3:30 PM	0	0	0	0	0	0	0	0	0	0	0	0	0	0	0	1	1	21
3:35 PM	0	0	0	0	1	0	0	0	0	0	0	0	0	0	0	0	1	22
3:40 PM	0	0	0	0	0	0	0	0	0	0	0	0	0	0	0	3	3	21
3:45 PM	0	0	0	0	0	0	0	0	0	0	0	0	0	0	0	0	0	19
3:50 PM	0	0	0	0	0	0	0	0	0	0	0	0	0	1	0	0	1	18
3:55 PM	0	0	0	0	0	0	1	0	0	2	0	0	0	0	0	0	3	20
4:00 PM	0	0	0	0	1	0	0	0	0	0	0	0	0	0	0	0	1	21
4:05 PM	0	0	0	0	0	0	0	0	0	0	1	0	0	1	0	0	2	21
4:10 PM	0	0	0	0	1	0	0	0	0	0	0	0	0	1	1	1	4	24
4:15 PM	0	0	1	0	0	0	0	0	0	0	1	0	0	0	0	0	2	25
4:20 PM	0	0	0	0	1	0	0	0	0	0	2	0	0	0	1	0	4	27
4:25 PM	0	0	0	0	0	0	0	0	0	0	1	0	0	0	1	0	2	24
4:30 PM	0	0	0	0	0	0	0	0	0	0	0	0	0	0	1	0	1	24
4:35 PM	0	0	1	0	0	0	0	0	0	0	0	0	0	0	1	1	3	26
4:40 PM	0	0	0	0	0	0	0	0	0	0	0	0	0	0	0	1	1	24
4:45 PM	0	0	1	0	0	0	0	0	0	0	1	0	0	0	0	1	3	27
4:50 PM	0	0	0	0	1	0	0	0	0	0	0	0	0	0	0	0	1	27
4:55 PM	0	0	0	0	0	0	0	0	0	0	1	0	0	0	0	0	1	25
5:00 PM	0	0	0	0	0	0	0	0	0	0	0	0	0	0	0	0	0	24
5:05 PM	0	0	0	0	0	0	0	0	0	0	0	0	0	0	0	0	0	22
5:10 PM	0	0	0	0	1	0	0	0	0	0	0	0	0	0	0	0	1	19
5:15 PM	0	0	0	0	0	0	0	0	0	0	0	0	0	0	0	0	0	17
5:20 PM	0	0	0	0	1	0	0	0	0	0	0	0	0	0	1	0	2	15
5:25 PM	0	0	0	0	1	0	0	0	0	0	0	0	0	0	0	0	1	14
5:30 PM	0	0	0	0	0	0	0	0	0	0	0	0	0	0	0	0	0	13
5:35 PM	0	0	0	0	0	0	0	0	0	0	0	0	0	0	2	0	2	12
5:40 PM	0	0	0	0	0	0	0	0	0	0	1	0	0	0	0	0	1	12
5:45 PM	0	0	0	0	0	0	0	0	0	0	1	0	0	0	0	0	1	10

5-Min Count Period Beginning At	SE 29th Ave (Northbound)				SE 29th Ave (Southbound)				SE Balfour St (Eastbound)				SE Balfour St (Westbound)				Total	Hourly Totals
	Left	Thru	Right	U	Left	Thru	Right	U	Left	Thru	Right	U	Left	Thru	Right	U		
5:50 PM	0	0	0	0	0	0	1	0	0	1	0	0	0	0	0	0	2	11
5:55 PM	0	0	0	0	0	0	0	0	0	0	1	0	0	0	0	0	1	11
6:00 PM	0	0	0	0	0	0	0	0	0	0	0	0	0	0	0	0	0	11
6:05 PM	0	0	1	0	2	0	0	0	0	0	0	0	0	1	0	0	4	15
6:10 PM	0	0	0	0	0	0	0	0	0	0	1	0	0	0	1	0	2	16
6:15 PM	0	0	0	0	0	0	1	0	0	0	0	0	0	0	1	0	2	18
6:20 PM	0	0	2	0	0	0	0	0	0	0	0	1	0	0	0	0	3	19
6:25 PM	0	0	0	0	0	0	0	0	0	0	0	0	0	0	0	0	0	18
6:30 PM	0	0	0	0	0	0	0	0	0	0	0	0	0	0	1	0	1	19
6:35 PM	0	0	0	0	1	0	0	0	0	0	0	0	0	0	0	0	1	18
6:40 PM	0	0	0	0	0	0	0	0	0	0	0	0	0	1	1	1	3	20
6:45 PM	0	0	0	0	0	0	0	0	0	0	0	0	0	0	1	0	1	20
6:50 PM	0	0	0	0	0	0	0	0	0	0	1	0	0	0	0	0	1	19
6:55 PM	0	0	0	0	1	0	0	0	0	0	0	0	0	0	0	0	1	19
7:00 PM	0	0	0	0	0	0	0	0	0	0	1	0	0	0	0	0	1	20
7:05 PM	0	0	0	0	0	0	0	0	0	0	0	0	0	0	1	0	1	17
7:10 PM	0	0	0	0	1	0	0	0	0	0	0	0	0	0	1	0	2	17
7:15 PM	0	0	0	0	0	0	0	0	0	0	0	0	0	0	0	0	0	15
7:20 PM	0	0	0	0	0	0	0	0	0	0	0	0	0	1	0	0	1	13
7:25 PM	0	0	0	0	1	0	0	0	0	0	0	0	0	0	0	0	1	14
7:30 PM	0	0	0	0	0	0	0	0	0	0	1	0	0	0	0	1	2	15
7:35 PM	0	0	0	0	0	0	1	0	0	0	0	0	0	0	1	0	2	16
7:40 PM	0	0	0	0	0	0	0	0	0	0	0	0	0	0	1	0	1	14
7:45 PM	0	0	0	0	1	0	0	0	0	0	0	0	0	0	0	0	1	14
7:50 PM	0	0	0	0	0	0	0	0	0	0	0	0	0	0	0	0	0	13
7:55 PM	0	0	0	0	0	1	0	0	0	0	0	0	0	0	0	0	1	13
8:00 PM	0	0	1	0	0	0	0	0	0	0	0	0	0	0	0	0	1	13
8:05 PM	0	0	0	0	0	0	0	0	0	0	0	0	0	0	0	0	0	12
8:10 PM	0	0	0	0	0	0	0	0	0	0	0	0	0	0	0	0	0	10
8:15 PM	0	0	0	0	0	0	0	0	0	0	0	0	0	1	0	0	1	11
8:20 PM	0	0	0	0	0	0	0	0	0	0	0	0	0	0	0	0	0	10
8:25 PM	0	0	1	0	0	0	0	0	0	0	1	0	0	0	0	0	2	11
8:30 PM	0	0	0	0	1	0	0	0	0	0	0	0	0	0	1	0	2	11
8:35 PM	0	0	0	0	1	0	0	0	0	0	0	0	0	0	0	0	1	10
8:40 PM	0	0	0	0	0	0	0	0	0	0	0	0	0	0	0	0	0	9
8:45 PM	0	0	0	0	0	0	0	0	0	0	0	0	0	0	1	0	1	9
8:50 PM	0	0	0	0	0	0	0	0	0	0	0	0	0	0	0	0	0	9
8:55 PM	0	0	0	0	0	0	0	0	0	0	1	0	0	0	0	0	2	10
9:00 PM	0	0	0	0	0	0	0	0	0	0	0	0	0	0	2	0	2	11
9:05 PM	0	0	0	0	0	0	0	0	0	0	0	0	0	0	0	0	0	11
9:10 PM	0	0	0	0	0	0	0	0	0	0	0	0	0	0	0	0	0	11
9:15 PM	0	0	0	0	0	0	0	0	0	0	0	0	0	0	0	0	0	10
9:20 PM	0	0	0	0	0	0	0	0	0	0	0	0	0	0	1	0	1	11
9:25 PM	0	0	0	0	0	0	0	0	0	0	0	0	0	0	0	0	0	9
9:30 PM	0	0	0	0	1	0	0	0	0	0	1	0	0	0	0	0	2	9
9:35 PM	0	0	1	0	0	0	0	0	0	0	0	0	0	1	0	1	3	11
9:40 PM	0	0	0	0	0	0	0	0	0	0	2	0	0	0	1	0	3	14
9:45 PM	0	0	0	0	0	0	0	0	0	0	0	0	0	0	0	0	0	13
9:50 PM	0	0	0	0	1	0	0	0	0	0	0	0	0	0	0	0	1	14
9:55 PM	0	0	0	0	0	0	0	0	0	0	0	0	0	0	0	0	0	12
10:00 PM	0	0	0	0	0	0	0	0	0	0	0	0	0	0	0	0	0	10
10:05 PM	0	0	0	0	0	0	0	0	0	0	0	0	0	1	0	0	1	11
10:10 PM	0	0	0	0	0	0	0	0	0	0	0	0	0	0	0	0	0	11
10:15 PM	0	0	0	0	0	0	0	0	0	0	0	0	0	0	0	0	0	11
10:20 PM	0	0	0	0	0	0	0	0	0	0	0	0	0	0	0	0	0	10
10:25 PM	0	0	0	0	0	0	0	0	0	0	0	0	0	0	0	0	0	10
10:30 PM	0	0	0	0	0	0	0	0	0	0	0	0	0	0	0	0	0	8
10:35 PM	0	0	0	0	0	0	0	0	0	0	0	0	0	0	0	0	0	5
10:40 PM	0	0	0	0	0	0	0	0	0	0	0	0	0	0	0	0	0	2
10:45 PM	0	0	0	0	0	0	0	0	0	0	0	0	0	0	0	0	0	2
10:50 PM	0	0	0	0	0	0	0	0	0	0	0	0	0	0	0	0	0	1
10:55 PM	0	0	0	0	0	0	0	0	0	0	0	0	0	1	0	0	1	2
11:00 PM	0	0	0	0	0	0	0	0	0	0	0	0	0	0	0	0	0	2
11:05 PM	0	0	0	0	0	0	0	0	0	0	0	0	0	0	0	0	0	1
11:10 PM	0	0	0	0	0	0	0	0	0	0	0	0	0	0	0	0	0	1
11:15 PM	0	0	0	0	0	0	0	0	0	0	0	0	0	0	0	0	0	1
11:20 PM	0	0	0	0	0	0	0	0	0	0	0	0	0	0	0	0	0	1
11:25 PM	0	0	0	0	0	0	0	0	0	0	0	0	0	0	0	0	0	1
11:30 PM	0	0	0	0	0	0	0	0	0	0	0	0	0	0	0	0	0	1
11:35 PM	0	0	0	0	0	0	0	0	0	0	0	0	0	0	0	0	0	1
11:40 PM	0	0	0	0	0	0	0	0	0	0	0	0	0	0	0	0	0	1
11:45 PM	0	0	0	0	0	0	0	0	0	0	0	0	0	0	0	0	0	1
11:50 PM	0	0	0	0	0	0	0	0	0	0	0	0	0	0	0	0	0	1
11:55 PM	0	0	0	0	0	0	0	0	0	0	0	0	0	0	0	0	0	0
Peak 15-Min Flowrates	Northbound				Southbound				Eastbound				Westbound				Total	
	Left	Thru	Right	U	Left	Thru	Right	U	Left	Thru	Right	U	Left	Thru	Right	U		
All Vehicles	0	4	8	0	4	4	0	0	0	8	0	0	8	4	12	4	56	
Heavy Trucks	0	4	0		0	4	0		0	0	0		0	0	0		8	
Buses																		
Pedestrians		0				0				0				0			0	
Bicycles	0	0	0		0	0	0		0	0	0		0	0	0		0	
Scoters																		

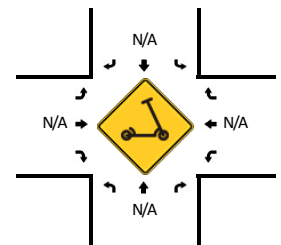
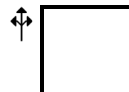
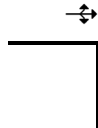
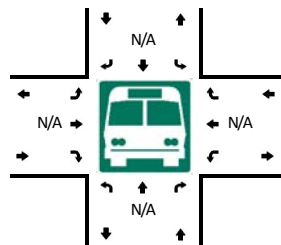
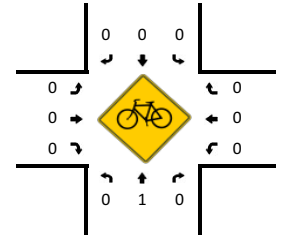
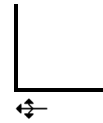
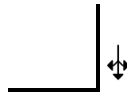
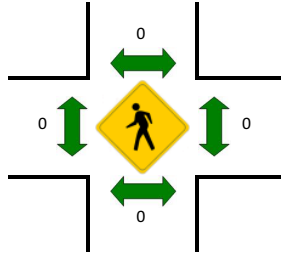
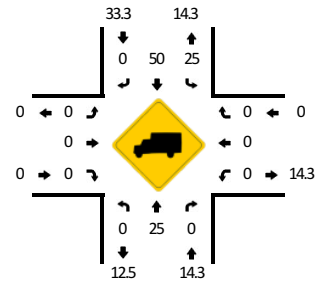
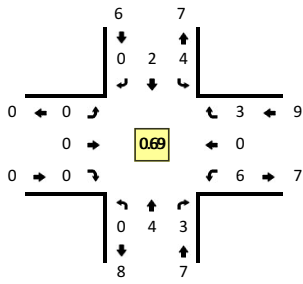
Comments:



**LOCATION:** SE 29th Ave -- SE Kelvin St  
**CITY/STATE:** Milwaukie, OR

**QC JOB #:** 15923802  
**DATE:** Tue, Sep 20 2022

Peak-Hour: 1:40 PM -- 2:40 PM  
 Peak 15-Min: 2:25 PM -- 2:40 PM



5-Min Count Period Beginning At	SE 29th Ave (Northbound)				SE 29th Ave (Southbound)				SE Kelvin St (Eastbound)				SE Kelvin St (Westbound)				Total	Hourly Totals
	Left	Thru	Right	U	Left	Thru	Right	U	Left	Thru	Right	U	Left	Thru	Right	U		
12:00 AM	0	0	0	0	0	0	0	0	0	0	0	0	0	0	0	0	0	
12:05 AM	0	0	0	0	1	0	0	0	0	0	0	0	0	0	0	0	1	
12:10 AM	0	0	0	0	0	0	0	0	0	0	0	0	0	0	0	0	0	
12:15 AM	0	0	0	0	0	0	0	0	0	0	0	0	0	0	0	0	0	
12:20 AM	0	0	0	0	0	0	0	0	0	0	0	0	0	0	0	0	0	
12:25 AM	0	0	0	0	0	0	0	0	0	0	0	0	0	0	0	0	0	
12:30 AM	0	0	0	0	0	0	0	0	0	0	0	0	0	0	0	0	0	
12:35 AM	0	0	0	0	0	0	0	0	0	0	0	0	0	0	0	0	0	
12:40 AM	0	0	0	0	0	0	0	0	0	0	0	0	0	0	0	0	0	
12:45 AM	0	0	0	0	0	0	0	0	0	0	0	0	0	0	0	0	0	
12:50 AM	0	0	0	0	0	0	0	0	0	0	0	0	0	0	0	0	0	
12:55 AM	0	0	0	0	0	0	0	0	0	0	0	0	0	0	0	0	0	
1:00 AM	0	0	0	0	0	0	0	0	0	0	0	0	0	0	0	0	1	
1:05 AM	0	0	0	0	0	0	0	0	0	0	0	0	0	0	0	0	0	
1:10 AM	0	0	0	0	0	0	0	0	0	0	0	0	0	0	0	0	0	
1:15 AM	0	0	0	0	0	0	0	0	0	0	0	0	0	0	0	0	0	
1:20 AM	0	0	0	0	0	0	0	0	0	0	0	0	0	0	0	0	0	
1:25 AM	0	0	0	0	0	0	0	0	0	0	0	0	0	0	0	0	0	
1:30 AM	0	0	0	0	0	0	0	0	0	0	0	0	0	0	0	0	0	
1:35 AM	0	0	0	0	0	0	0	0	0	0	0	0	0	0	0	0	0	
1:40 AM	0	0	0	0	0	0	0	0	0	0	0	0	0	0	0	0	0	
1:45 AM	0	0	0	0	0	0	0	0	0	0	0	0	0	0	0	0	0	
1:50 AM	0	0	0	0	0	0	0	0	0	0	0	0	0	0	0	0	0	
1:55 AM	0	0	0	0	0	0	0	0	0	0	0	0	0	0	0	0	0	
2:00 AM	0	0	0	0	0	0	0	0	0	0	0	0	0	0	0	0	0	
2:05 AM	0	0	0	0	0	0	0	0	0	0	0	0	0	0	0	0	0	
2:10 AM	0	0	0	0	0	0	0	0	0	0	0	0	0	0	0	0	0	
2:15 AM	0	0	0	0	0	0	0	0	0	0	0	0	0	0	0	0	0	
2:20 AM	0	0	0	0	0	0	0	0	0	0	0	0	0	0	0	0	0	
2:25 AM	0	0	0	0	0	0	0	0	0	0	0	0	0	0	0	0	0	
2:30 AM	0	0	0	0	0	0	0	0	0	0	0	0	0	0	0	0	0	
2:35 AM	0	0	0	0	0	0	0	0	0	0	0	0	0	0	0	0	0	
2:40 AM	0	0	0	0	0	0	0	0	0	0	0	0	0	0	0	0	0	
2:45 AM	0	0	0	0	0	0	0	0	0	0	0	0	0	0	0	0	0	
2:50 AM	0	0	0	0	0	0	0	0	0	0	0	0	0	0	0	0	0	
2:55 AM	0	0	0	0	0	0	0	0	0	0	0	0	0	0	0	0	0	
3:00 AM	0	0	0	0	0	0	0	0	0	0	0	0	0	0	0	0	0	
3:05 AM	0	0	0	0	0	0	0	0	0	0	0	0	0	0	0	0	0	
3:10 AM	0	0	0	0	0	0	0	0	0	0	0	0	0	0	0	0	0	

5-Min Count Period Beginning At	SE 29th Ave (Northbound)				SE 29th Ave (Southbound)				SE Kelvin St (Eastbound)				SE Kelvin St (Westbound)				Total	Hourly Totals
	Left	Thru	Right	U	Left	Thru	Right	U	Left	Thru	Right	U	Left	Thru	Right	U		
3:15 AM	0	0	0	0	0	0	0	0	0	0	0	0	0	0	0	0	0	0
3:20 AM	0	0	0	0	0	0	0	0	0	0	0	0	0	0	0	0	0	0
3:25 AM	0	0	0	0	0	0	0	0	0	1	0	0	0	0	0	0	1	1
3:30 AM	0	0	0	0	0	0	0	0	0	0	0	0	0	0	0	0	0	1
3:35 AM	0	0	0	0	0	0	0	0	0	0	0	0	0	0	0	0	0	1
3:40 AM	0	0	0	0	0	0	0	0	0	0	0	0	0	0	0	0	0	1
3:45 AM	0	0	0	0	0	0	0	0	0	0	0	0	0	0	0	0	0	1
3:50 AM	0	0	0	0	0	0	0	0	0	0	0	0	0	0	0	0	0	1
3:55 AM	0	0	0	0	0	0	0	0	0	0	0	0	0	0	0	0	0	1
4:00 AM	0	0	0	0	0	0	0	0	0	0	0	0	0	0	0	0	0	1
4:05 AM	0	0	0	0	0	0	0	0	0	0	0	0	0	0	0	0	0	1
4:10 AM	0	0	0	0	0	0	0	0	0	0	0	0	0	0	0	0	0	1
4:15 AM	0	0	0	0	0	0	0	0	0	0	0	0	0	0	0	0	0	1
4:20 AM	0	0	0	0	0	0	0	0	0	0	0	0	0	0	0	0	0	1
4:25 AM	0	0	0	0	0	0	0	0	0	0	0	0	0	0	0	0	0	0
4:30 AM	0	0	0	0	0	0	0	0	0	0	0	0	0	0	0	0	0	0
4:35 AM	0	0	0	0	0	0	0	0	0	0	0	0	0	0	0	0	0	0
4:40 AM	0	0	0	0	0	0	0	0	0	0	0	0	0	0	0	0	0	0
4:45 AM	0	0	0	0	0	0	0	0	0	0	0	0	0	0	0	0	0	0
4:50 AM	0	0	0	0	0	0	0	0	0	1	0	0	0	0	0	0	1	1
4:55 AM	0	0	0	0	0	0	0	0	0	0	0	0	0	0	0	0	0	1
5:00 AM	0	0	0	0	0	0	0	0	0	0	0	0	0	0	0	0	0	1
5:05 AM	0	0	0	0	0	0	0	0	0	0	0	0	0	0	0	0	0	1
5:10 AM	0	0	0	0	0	0	0	0	0	1	0	0	0	0	0	0	1	2
5:15 AM	0	0	0	0	0	0	0	0	0	0	0	0	0	0	0	0	0	2
5:20 AM	0	0	0	0	0	0	0	0	0	0	0	0	0	0	0	0	0	2
5:25 AM	0	0	0	0	0	0	0	0	0	0	0	0	0	0	0	0	0	2
5:30 AM	0	0	0	0	0	0	0	0	0	0	0	0	0	0	0	0	0	2
5:35 AM	0	0	0	0	0	0	0	0	0	0	0	0	0	0	0	0	0	2
5:40 AM	0	0	0	0	0	0	0	0	0	1	0	0	0	0	0	0	1	3
5:45 AM	0	0	0	0	0	0	0	0	0	0	0	0	0	1	0	0	1	4
5:50 AM	0	0	0	0	0	0	0	0	0	0	0	0	0	0	0	0	0	3
5:55 AM	0	0	0	0	0	0	0	0	0	0	0	0	0	0	0	0	0	3
6:00 AM	0	0	0	0	0	0	0	0	0	0	0	0	0	0	0	0	0	3
6:05 AM	0	0	0	0	0	0	0	0	0	0	0	0	0	0	0	0	0	3
6:10 AM	0	0	0	0	0	0	0	0	0	0	0	0	0	1	0	0	1	3
6:15 AM	0	0	0	0	0	0	0	0	0	0	0	0	0	0	0	0	0	3
6:20 AM	0	0	0	0	0	0	0	0	0	0	0	0	0	0	0	0	0	3
6:25 AM	0	0	0	0	0	0	0	0	0	0	0	0	0	0	0	0	0	3
6:30 AM	0	0	0	0	0	1	0	0	0	0	0	0	0	0	0	0	1	4
6:35 AM	0	0	0	0	0	0	0	0	0	0	0	0	0	0	0	0	0	4
6:40 AM	0	0	0	0	0	0	0	0	0	0	0	0	0	0	0	0	0	3
6:45 AM	0	0	0	0	0	0	0	0	0	0	0	0	0	0	0	0	0	2
6:50 AM	0	0	0	0	0	0	0	0	0	0	0	0	0	0	0	0	0	2
6:55 AM	0	0	0	0	0	0	0	0	0	0	0	0	0	0	0	0	0	2
7:00 AM	0	0	0	0	1	0	0	0	0	0	0	0	0	0	0	0	1	3
7:05 AM	0	0	0	0	0	0	0	0	0	1	0	0	0	0	0	0	1	4
7:10 AM	0	0	1	0	0	0	0	0	0	0	0	0	1	0	0	0	2	5
7:15 AM	0	0	0	0	0	0	0	0	0	0	0	0	0	0	0	0	0	5
7:20 AM	0	0	0	0	0	0	0	0	0	0	0	0	0	0	0	0	0	5
7:25 AM	0	0	0	0	0	0	0	0	0	0	0	0	0	0	0	0	0	5
7:30 AM	0	0	1	0	0	0	0	0	0	0	0	0	0	0	0	0	1	5
7:35 AM	0	0	0	0	0	1	0	0	0	0	1	0	0	0	0	0	2	7
7:40 AM	0	0	0	0	1	0	0	0	0	0	0	0	0	0	0	0	1	8
7:45 AM	0	0	0	0	0	0	0	0	0	1	0	0	0	0	0	0	1	9
7:50 AM	0	0	0	0	1	0	0	0	0	0	0	0	0	0	0	0	1	10
7:55 AM	0	0	0	0	0	0	0	0	1	0	0	0	0	0	0	0	1	11
8:00 AM	0	0	0	0	0	0	0	0	0	1	0	0	0	0	0	0	1	11
8:05 AM	0	0	0	0	0	0	0	0	0	0	0	0	0	0	0	0	0	10
8:10 AM	0	0	0	0	0	0	0	0	0	0	0	0	0	0	0	0	0	8
8:15 AM	0	0	0	0	1	0	0	0	0	0	0	0	0	0	0	0	1	9
8:20 AM	0	0	0	0	0	0	0	0	0	1	0	0	0	0	0	0	1	10
8:25 AM	0	0	0	0	0	1	0	0	0	0	0	0	2	0	0	0	3	13
8:30 AM	0	0	1	0	0	0	0	0	0	0	0	0	0	0	0	0	1	13
8:35 AM	0	1	0	0	0	1	0	0	0	0	0	0	0	0	0	0	2	13
8:40 AM	0	0	0	0	0	0	0	0	0	0	0	0	0	0	0	0	0	12
8:45 AM	0	1	0	0	0	0	0	0	0	1	0	0	0	0	0	0	2	13
8:50 AM	0	0	0	0	0	1	0	0	0	0	0	0	0	0	0	0	1	13
8:55 AM	0	0	0	0	0	0	0	0	0	1	0	0	0	0	0	0	1	13
9:00 AM	0	0	0	0	0	0	0	0	0	0	0	0	0	0	0	0	0	12
9:05 AM	0	0	1	0	0	0	0	0	0	1	0	0	0	0	0	0	2	14
9:10 AM	0	0	0	0	0	0	0	0	0	0	0	0	0	0	0	0	0	14
9:15 AM	0	0	0	0	0	0	1	0	0	0	0	0	0	0	0	0	1	14
9:20 AM	0	0	0	0	0	0	0	0	0	0	0	0	0	0	0	0	0	13
9:25 AM	0	0	1	0	0	0	0	0	0	0	0	0	0	0	0	0	1	11
9:30 AM	0	1	0	0	0	0	0	0	0	0	0	0	0	0	0	0	1	11
9:35 AM	0	1	0	0	0	0	0	0	0	0	0	0	0	0	0	0	1	10
9:40 AM	0	0	0	0	0	0	0	0	0	0	0	0	0	0	0	0	0	10
9:45 AM	0	0	0	0	0	0	0	0	0	0	0	0	0	0	0	0	0	8
9:50 AM	0	0	0	0	1	0	0	0	0	0	0	0	0	0	0	0	1	8
9:55 AM	0	0	0	0	1	0	0	0	0	1	0	0	1	1	0	0	4	11
10:00 AM	0	0	1	0	0	0	0	0	1	0	0	0	0	0	0	0	2	13
10:05 AM	0	0	1	0	0	0	0	0	0	0	0	0	0	0	0	0	1	12
10:10 AM	0	0	0	0	0	0	0	0	0	0	0	0	1	0	0	0	1	13
10:15 AM	0	0	0	0	0	0	0	0	0	0	1	0	0	0	0	0	2	14
10:20 AM	0	0	1	0	0	0	0	0	0	0	0	0	0	0	0	0	1	15
10:25 AM	0	0	0	0	0	0	0	0	0	1	0	0	0	1	0	0	2	16
10:30 AM	0	0	0	0	0	0	0	0	0	0	0	0	0	1	0	0	1	16

5-Min Count Period Beginning At	SE 29th Ave (Northbound)				SE 29th Ave (Southbound)				SE Kelvin St (Eastbound)				SE Kelvin St (Westbound)				Total	Hourly Totals
	Left	Thru	Right	U	Left	Thru	Right	U	Left	Thru	Right	U	Left	Thru	Right	U		
10:35 AM	0	0	0	0	0	0	0	0	0	0	0	0	0	0	1	0	1	16
10:40 AM	0	0	1	0	0	0	1	0	0	0	0	0	0	0	0	0	2	18
10:45 AM	0	0	0	0	0	0	0	0	0	1	0	0	0	0	0	0	1	19
10:50 AM	0	1	0	0	0	1	0	0	0	1	0	0	0	0	0	0	3	21
10:55 AM	0	0	1	0	0	0	0	0	0	0	0	0	0	0	0	0	1	18
11:00 AM	0	0	0	0	0	1	0	0	0	0	0	0	0	0	0	0	1	17
11:05 AM	1	0	0	0	0	0	0	0	0	0	0	0	0	0	0	0	1	17
11:10 AM	0	0	0	0	0	0	0	0	0	2	0	0	0	0	1	0	3	19
11:15 AM	0	0	0	0	0	0	0	0	0	0	0	0	0	0	0	0	0	17
11:20 AM	0	0	0	0	0	0	0	0	0	0	0	0	1	0	1	0	2	18
11:25 AM	0	0	0	0	0	0	0	0	0	0	0	0	0	1	1	0	2	18
11:30 AM	0	0	1	0	1	0	0	0	0	0	0	0	0	0	0	0	2	19
11:35 AM	0	0	0	0	0	0	0	0	0	0	0	0	0	0	0	0	0	18
11:40 AM	0	0	0	0	2	0	0	0	0	0	0	0	1	1	0	0	4	20
11:45 AM	0	0	1	0	0	0	0	0	0	1	0	0	0	0	0	0	2	21
11:50 AM	0	0	0	0	0	0	0	0	0	0	0	0	0	0	1	0	1	19
11:55 AM	0	0	0	0	0	0	0	0	0	0	0	0	0	0	0	0	0	18
12:00 PM	0	1	1	0	0	0	0	0	0	1	0	0	0	0	0	0	3	20
12:05 PM	0	0	0	0	0	0	0	0	0	0	0	0	1	0	0	0	1	20
12:10 PM	0	0	0	0	0	0	0	0	0	0	0	0	0	1	1	0	2	19
12:15 PM	0	0	0	0	0	0	0	0	0	1	0	0	0	0	0	0	1	20
12:20 PM	0	0	0	0	0	0	0	0	0	0	0	0	0	0	0	0	0	18
12:25 PM	0	0	0	0	0	0	0	0	0	0	0	0	0	1	0	0	1	17
12:30 PM	0	0	0	0	0	0	0	0	0	0	0	0	1	0	0	0	1	16
12:35 PM	0	0	0	0	1	0	0	0	0	0	0	0	0	0	0	0	1	17
12:40 PM	0	0	0	0	0	0	0	0	0	1	0	0	0	1	0	0	2	15
12:45 PM	0	0	0	0	0	0	0	0	0	0	0	0	0	0	0	0	0	13
12:50 PM	0	0	0	0	0	0	0	0	0	0	0	0	0	0	0	0	0	12
12:55 PM	0	0	0	0	0	0	0	0	0	0	0	0	0	0	0	0	0	12
1:00 PM	0	0	0	0	0	0	0	0	0	1	0	0	0	1	0	0	2	11
1:05 PM	0	0	0	0	0	0	0	0	0	0	0	0	0	0	0	0	0	10
1:10 PM	0	0	0	0	0	0	0	0	0	0	0	0	0	0	0	0	0	8
1:15 PM	0	0	0	0	0	1	0	0	0	0	0	0	0	0	0	0	1	8
1:20 PM	0	0	0	0	0	0	0	0	0	0	0	0	0	0	0	0	0	8
1:25 PM	0	0	0	0	0	0	0	0	0	0	0	0	0	0	0	0	0	7
1:30 PM	0	0	0	0	0	1	0	0	0	0	0	0	0	1	0	0	2	8
1:35 PM	0	0	0	0	0	1	0	0	0	0	0	0	0	0	0	0	1	8
1:40 PM	0	1	0	0	0	1	0	0	0	0	0	0	0	0	1	0	3	9
1:45 PM	0	1	0	0	0	0	0	0	0	0	0	0	1	0	0	0	2	11
1:50 PM	0	0	0	0	1	0	0	0	0	0	0	0	1	0	0	0	2	13
1:55 PM	0	0	1	0	0	0	0	0	0	0	0	0	0	0	0	0	1	14
2:00 PM	0	0	0	0	0	0	0	0	0	0	0	0	0	0	0	0	0	12
2:05 PM	0	0	0	0	0	0	0	0	0	0	0	0	1	0	0	0	1	13
2:10 PM	0	0	0	0	0	1	0	0	0	0	0	0	0	0	0	0	1	14
2:15 PM	0	1	2	0	0	0	0	0	0	0	0	0	1	0	0	0	4	17
2:20 PM	0	0	0	0	0	0	0	0	0	0	0	0	0	0	0	0	0	17
2:25 PM	0	0	0	0	0	0	0	0	0	0	0	0	1	0	0	0	1	18
2:30 PM	0	0	0	0	2	0	0	0	0	0	0	0	0	0	1	0	3	19
2:35 PM	0	1	0	0	1	0	0	0	0	0	0	0	1	0	1	0	4	22
2:40 PM	0	0	1	0	0	0	0	0	0	0	0	0	0	0	0	0	1	20
2:45 PM	0	0	0	0	0	0	0	0	0	0	0	0	0	0	0	0	0	18
2:50 PM	0	0	0	0	0	0	0	0	0	0	0	0	0	0	0	0	0	16
2:55 PM	0	0	0	0	1	1	0	0	0	0	0	0	0	0	0	0	2	17
3:00 PM	0	0	0	0	1	0	0	0	0	0	0	0	0	0	0	0	1	18
3:05 PM	0	0	0	0	0	0	0	0	0	0	0	0	0	0	0	0	0	17
3:10 PM	0	0	0	0	1	0	0	0	0	0	0	0	0	0	0	0	1	17
3:15 PM	0	1	0	0	0	0	0	0	0	1	0	0	0	0	0	0	2	15
3:20 PM	0	0	0	0	0	0	0	0	0	1	0	0	0	1	1	0	3	18
3:25 PM	0	0	0	1	0	0	0	0	0	0	0	0	0	0	0	0	1	18
3:30 PM	0	1	0	0	0	0	0	0	0	0	0	0	0	0	0	0	1	16
3:35 PM	0	0	0	0	0	1	0	0	0	0	0	0	0	0	0	0	1	13
3:40 PM	0	1	1	0	0	0	0	0	0	0	0	0	0	0	0	0	2	14
3:45 PM	0	0	0	0	0	0	0	0	0	0	0	0	0	0	0	0	0	14
3:50 PM	0	0	0	0	0	0	0	0	0	0	0	0	0	0	0	0	0	14
3:55 PM	0	0	0	0	0	1	0	0	0	0	0	0	0	0	1	0	2	14
4:00 PM	0	0	0	0	1	1	0	0	0	0	0	0	0	0	0	0	2	15
4:05 PM	0	0	0	0	0	0	0	0	0	0	0	0	0	0	0	0	0	15
4:10 PM	0	1	0	0	0	0	0	0	0	0	0	0	1	0	0	0	2	16
4:15 PM	0	0	0	0	1	0	0	0	0	0	0	0	0	1	1	0	3	17
4:20 PM	0	0	0	0	0	0	0	0	0	0	0	0	1	0	0	0	1	15
4:25 PM	0	0	0	0	0	0	0	0	0	0	0	0	0	0	0	0	0	14
4:30 PM	0	0	0	0	0	0	0	0	0	0	0	0	0	1	1	0	2	15
4:35 PM	0	0	0	0	0	0	0	0	0	0	0	0	0	0	1	0	1	15
4:40 PM	0	0	2	0	0	0	0	0	0	0	0	0	0	1	1	0	4	17
4:45 PM	0	0	1	0	0	0	0	0	0	0	0	0	0	0	0	0	1	18
4:50 PM	0	0	0	0	0	0	0	0	0	0	0	0	1	0	0	0	1	19
4:55 PM	0	0	0	0	2	0	0	0	0	0	0	0	0	0	0	0	2	19
5:00 PM	0	0	0	0	0	0	0	0	0	0	0	0	1	0	1	0	2	19
5:05 PM	0	0	0	0	0	0	0	0	0	0	0	0	0	0	0	0	0	19
5:10 PM	0	0	1	0	0	1	0	0	0	0	0	0	0	0	1	0	3	20
5:15 PM	0	0	1	0	0	0	0	0	0	0	0	0	0	0	0	0	1	18
5:20 PM	0	1	0	0	0	0	0	0	0	0	0	0	0	0	0	0	1	18
5:25 PM	0	0	0	0	0	1	0	0	0	0	0	0	1	0	0	0	2	20
5:30 PM	0	0	0	0	0	0	0	0	0	0	0	0	0	0	0	0	0	18
5:35 PM	0	0	1	0	1	0	0	0	0	0	0	0	0	0	1	0	3	20
5:40 PM	0	0	0	0	0	0	0	0	0	0	0	0	0	1	0	0	1	17
5:45 PM	0	0	0	0	0	0	0	0	0	0	0	0	0	1	0	0	1	17

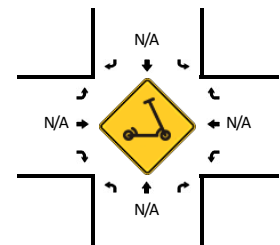
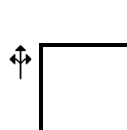
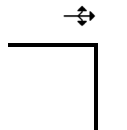
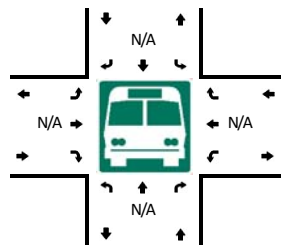
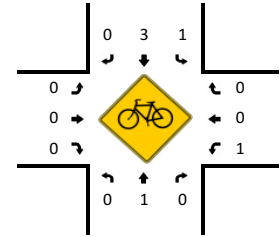
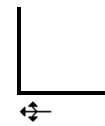
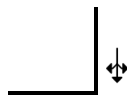
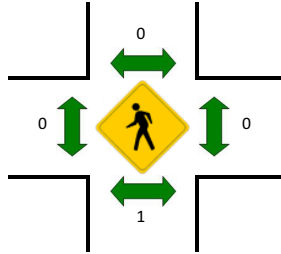
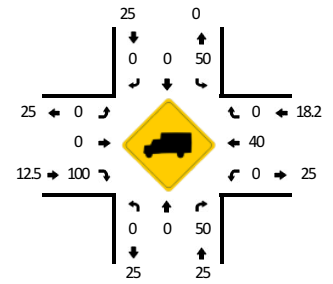
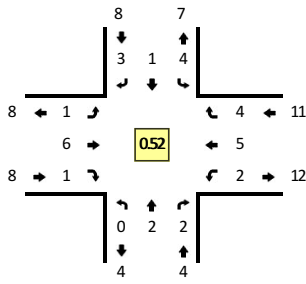
5-Min Count Period Beginning At	SE 29th Ave (Northbound)				SE 29th Ave (Southbound)				SE Kelvin St (Eastbound)				SE Kelvin St (Westbound)				Total	Hourly Totals
	Left	Thru	Right	U	Left	Thru	Right	U	Left	Thru	Right	U	Left	Thru	Right	U		
5:50 PM	0	0	0	0	0	0	0	0	0	0	0	0	1	1	0	0	2	18
5:55 PM	0	0	0	0	0	0	0	0	0	0	0	0	0	0	0	0	0	16
6:00 PM	0	0	0	0	0	0	0	0	0	0	0	0	0	0	0	0	0	14
6:05 PM	0	0	0	0	0	0	0	0	0	0	0	0	2	1	0	0	3	17
6:10 PM	0	0	0	0	0	0	0	0	0	0	0	0	1	0	0	0	1	15
6:15 PM	1	0	0	0	0	1	0	0	0	0	1	0	0	0	0	0	3	17
6:20 PM	0	1	0	0	0	0	0	0	0	0	0	0	0	0	0	0	1	17
6:25 PM	0	0	0	0	0	0	0	0	0	0	0	0	0	1	0	0	1	16
6:30 PM	0	0	0	0	0	0	0	0	0	0	0	0	0	0	0	0	0	16
6:35 PM	0	0	0	0	0	1	0	0	0	0	0	0	0	0	0	0	1	14
6:40 PM	0	1	0	0	0	0	0	0	0	0	0	0	0	0	0	0	1	14
6:45 PM	0	0	0	0	0	0	0	0	0	0	0	0	0	0	0	0	0	13
6:50 PM	0	0	0	0	0	0	0	0	0	0	0	0	0	1	0	0	1	12
6:55 PM	0	0	0	0	0	0	0	0	0	0	0	0	0	0	0	0	0	12
7:00 PM	0	0	0	0	0	0	0	0	0	0	0	0	0	0	0	0	0	12
7:05 PM	0	0	0	0	0	0	0	0	0	0	0	0	0	1	0	0	1	10
7:10 PM	0	1	0	0	1	1	0	0	0	0	1	0	0	0	0	0	4	13
7:15 PM	0	0	0	0	0	0	0	0	0	0	0	0	0	0	0	0	0	10
7:20 PM	0	0	0	0	0	0	0	0	0	0	0	0	0	0	0	0	0	9
7:25 PM	0	0	0	0	0	0	0	0	0	0	0	0	0	0	0	0	0	8
7:30 PM	0	0	0	0	0	0	0	0	0	0	0	0	0	1	1	0	2	10
7:35 PM	0	0	0	0	0	1	0	0	0	0	0	0	0	0	0	0	1	10
7:40 PM	0	0	1	0	0	0	0	0	0	0	0	0	0	1	1	0	3	12
7:45 PM	0	0	0	0	0	0	0	0	0	0	0	0	1	1	0	0	2	14
7:50 PM	0	0	0	0	0	0	0	0	0	0	0	0	0	0	0	0	0	13
7:55 PM	0	0	0	0	0	1	0	0	0	0	0	0	0	1	0	0	2	15
8:00 PM	0	0	0	0	0	0	0	0	0	0	0	0	0	0	0	0	0	15
8:05 PM	0	0	0	0	0	0	0	0	0	0	0	0	0	0	0	0	0	14
8:10 PM	0	0	0	0	0	0	0	0	0	0	0	0	0	0	0	0	0	10
8:15 PM	0	0	0	0	0	0	0	0	0	0	0	0	0	0	0	0	0	10
8:20 PM	0	0	0	0	0	1	0	0	0	0	0	0	0	0	0	0	1	11
8:25 PM	0	0	0	0	0	0	0	0	0	0	0	0	0	0	1	0	1	12
8:30 PM	0	0	0	0	0	0	0	0	0	0	0	0	0	0	0	0	0	10
8:35 PM	0	0	0	0	1	0	0	0	0	0	0	0	1	0	0	0	2	11
8:40 PM	0	0	0	0	0	0	0	0	0	0	0	0	0	0	0	0	0	8
8:45 PM	0	0	0	0	0	0	0	0	0	1	0	0	0	0	0	0	1	7
8:50 PM	0	0	0	0	0	0	0	0	0	0	0	0	0	1	0	0	1	8
8:55 PM	0	0	0	0	0	0	0	0	0	0	0	0	0	0	0	0	0	6
9:00 PM	0	0	0	0	0	0	0	0	0	0	0	0	0	0	0	0	0	6
9:05 PM	0	0	0	0	0	0	0	0	0	0	0	0	0	0	0	0	0	6
9:10 PM	0	0	0	0	0	0	0	0	0	0	0	0	0	0	0	0	0	6
9:15 PM	0	0	0	0	0	0	0	0	0	0	0	0	0	0	0	0	0	6
9:20 PM	0	0	0	0	0	0	0	0	0	0	0	0	0	0	0	0	0	5
9:25 PM	0	0	0	0	0	0	0	0	0	0	0	0	0	0	0	0	0	4
9:30 PM	0	0	0	0	0	0	0	0	0	0	0	0	1	0	0	0	1	5
9:35 PM	0	0	0	0	1	0	0	0	0	0	0	0	0	0	0	0	1	4
9:40 PM	0	0	0	0	0	0	0	0	0	0	0	0	0	0	0	0	0	4
9:45 PM	0	0	0	0	0	0	0	0	0	0	0	0	0	0	0	0	0	3
9:50 PM	0	0	0	0	0	1	0	0	0	0	0	0	0	0	0	0	1	3
9:55 PM	0	0	0	0	0	0	0	0	0	0	0	0	0	0	0	0	0	3
10:00 PM	0	0	0	0	0	0	0	0	0	0	0	0	0	0	0	0	0	3
10:05 PM	0	0	0	0	0	0	0	0	0	0	0	0	0	0	0	0	0	3
10:10 PM	0	0	0	0	0	0	0	0	0	0	0	0	0	0	0	0	0	3
10:15 PM	0	0	0	0	0	0	0	0	0	0	0	0	0	0	0	0	0	3
10:20 PM	0	0	0	0	0	0	0	0	0	0	0	0	0	0	0	0	0	3
10:25 PM	0	0	0	0	0	0	0	0	0	0	0	0	0	0	0	0	0	3
10:30 PM	0	0	0	0	0	0	0	0	0	0	0	0	0	0	0	0	0	2
10:35 PM	0	0	0	0	0	0	0	0	0	0	0	0	0	0	0	0	0	1
10:40 PM	0	0	0	0	0	0	0	0	0	0	0	0	0	0	0	0	0	1
10:45 PM	0	0	0	0	1	0	0	0	0	0	0	0	0	0	0	0	1	2
10:50 PM	0	0	0	0	0	0	0	0	0	0	0	0	0	0	0	0	0	1
10:55 PM	0	0	0	0	0	0	0	0	0	0	0	0	0	0	0	0	0	1
11:00 PM	0	0	0	0	0	0	0	0	0	0	0	0	0	0	0	0	0	1
11:05 PM	0	0	0	0	0	0	0	0	0	0	0	0	0	0	0	0	0	1
11:10 PM	0	0	0	0	0	0	0	0	0	0	0	0	0	0	1	0	1	2
11:15 PM	0	0	0	0	0	0	0	0	0	0	0	0	0	0	0	0	0	2
11:20 PM	0	0	0	0	0	0	0	0	0	0	0	0	0	0	0	0	0	2
11:25 PM	0	0	0	0	0	0	0	0	0	0	0	0	0	0	0	0	0	2
11:30 PM	0	0	0	0	0	0	0	0	0	0	0	0	0	0	0	0	0	2
11:35 PM	0	0	0	0	0	0	0	0	0	0	0	0	0	0	0	0	0	2
11:40 PM	0	0	0	0	0	0	0	0	0	0	0	0	0	0	0	0	0	2
11:45 PM	0	0	0	0	0	0	0	0	0	0	0	0	0	0	0	0	0	1
11:50 PM	0	0	0	0	0	0	0	0	0	0	0	0	0	0	0	0	0	1
11:55 PM	0	0	0	0	0	0	0	0	0	0	0	0	0	0	0	0	0	1
Peak 15-Min Flowrates	Northbound				Southbound				Eastbound				Westbound				Total	
	Left	Thru	Right	U	Left	Thru	Right	U	Left	Thru	Right	U	Left	Thru	Right	U		
All Vehicles	0	4	0	0	12	0	0	0	0	0	0	0	8	0	8	0	32	
Heavy Trucks	0	0	0	0	4	0	0	0	0	0	0	0	0	0	0	0	4	
Buses																		
Pedestrians		0				0				0				0			0	
Bicycles	0	0	0		0	0	0		0	0	0		0	0	0		0	
Scoters																		

Comments:

**LOCATION:** SE 29th Ave -- SE Olsen St  
**CITY/STATE:** Milwaukie, OR

**QC JOB #:** 15923803  
**DATE:** Tue, Sep 20 2022

Peak-Hour: 2:50 PM -- 3:50 PM  
 Peak 15-Min: 3:35 PM -- 3:50 PM



5-Min Count Period Beginning At	SE 29th Ave (Northbound)				SE 29th Ave (Southbound)				SE Olsen St (Eastbound)				SE Olsen St (Westbound)				Total	Hourly Totals
	Left	Thru	Right	U	Left	Thru	Right	U	Left	Thru	Right	U	Left	Thru	Right	U		
12:00 AM	0	0	0	0	0	0	0	0	0	0	0	0	0	0	0	0	0	0
12:05 AM	0	0	0	0	0	0	0	0	0	0	0	0	0	0	0	0	0	1
12:10 AM	0	0	0	0	0	0	0	0	0	0	0	0	0	0	0	0	0	0
12:15 AM	0	0	0	0	0	0	0	0	0	0	0	0	0	0	0	0	0	0
12:20 AM	0	0	0	0	0	0	0	0	0	0	0	0	0	0	0	0	0	0
12:25 AM	0	0	0	0	0	0	0	0	0	0	0	0	0	0	0	0	0	0
12:30 AM	0	0	0	0	0	0	0	0	0	0	0	0	0	0	0	0	0	0
12:35 AM	0	0	0	0	0	0	0	0	0	0	0	0	0	0	0	0	0	0
12:40 AM	0	0	0	0	0	0	0	0	0	0	0	0	0	0	0	0	0	0
12:45 AM	0	0	0	0	0	0	0	0	0	0	0	0	0	0	0	0	0	0
12:50 AM	0	0	0	0	0	0	0	0	0	0	0	0	0	0	0	0	0	0
12:55 AM	0	0	0	0	0	0	0	0	0	0	0	0	0	0	0	0	0	0
1:00 AM	0	0	0	0	0	0	0	0	0	0	0	0	0	0	0	0	0	1
1:05 AM	0	0	0	0	0	0	0	0	0	0	0	0	0	0	0	0	0	0
1:10 AM	0	0	0	0	0	0	0	0	0	0	0	0	0	0	0	0	0	0
1:15 AM	0	0	0	0	0	0	0	0	0	0	0	0	0	0	0	0	0	0
1:20 AM	0	0	0	0	0	0	0	0	0	0	0	0	0	0	1	0	0	1
1:25 AM	0	0	0	0	0	0	0	0	0	0	0	0	0	0	0	0	0	1
1:30 AM	0	0	0	0	0	0	0	0	0	0	0	0	0	0	0	0	0	1
1:35 AM	0	0	0	0	0	0	0	0	0	0	0	0	0	0	0	0	0	1
1:40 AM	0	0	0	0	0	0	0	0	0	0	0	0	0	0	0	0	0	1
1:45 AM	0	0	0	0	0	0	0	0	0	0	0	0	0	0	0	0	0	1
1:50 AM	0	0	0	0	0	0	0	0	0	0	0	0	0	0	0	0	0	1
1:55 AM	0	0	0	0	0	0	0	0	0	0	0	0	0	0	0	0	0	1
2:00 AM	0	0	0	0	0	0	0	0	0	0	0	0	0	0	0	0	0	1
2:05 AM	0	0	0	0	0	0	0	0	0	0	0	0	0	0	0	0	0	1
2:10 AM	0	0	0	0	0	0	0	0	0	0	0	0	0	0	0	0	0	1
2:15 AM	0	0	0	0	0	0	0	0	0	0	0	0	0	0	0	0	0	1
2:20 AM	0	0	0	0	0	0	0	0	0	0	0	0	0	0	0	0	0	0
2:25 AM	0	0	0	0	0	0	0	0	0	0	0	0	0	0	0	0	0	0
2:30 AM	0	0	0	0	0	0	0	0	0	0	0	0	0	0	0	0	0	0
2:35 AM	0	0	0	0	0	0	0	0	0	0	0	0	0	0	0	0	0	0
2:40 AM	0	0	0	0	0	0	0	0	0	0	0	0	0	0	0	0	0	0
2:45 AM	0	0	0	0	0	0	0	0	0	0	0	0	0	0	0	0	0	0
2:50 AM	0	0	0	0	0	0	0	0	0	0	0	0	0	0	0	0	0	0
2:55 AM	0	0	0	0	0	0	0	0	0	0	0	0	0	0	0	0	0	0
3:00 AM	0	0	0	0	0	0	0	0	0	0	0	0	0	0	0	0	0	0
3:05 AM	0	0	0	0	0	0	0	0	0	0	0	0	0	0	0	0	0	0
3:10 AM	0	0	0	0	0	0	0	0	0	0	0	0	0	0	0	0	0	0

5-Min Count Period Beginning At	SE 29th Ave (Northbound)				SE 29th Ave (Southbound)				SE Olsen St (Eastbound)				SE Olsen St (Westbound)				Total	Hourly Totals
	Left	Thru	Right	U	Left	Thru	Right	U	Left	Thru	Right	U	Left	Thru	Right	U		
3:15 AM	0	0	0	0	0	0	0	0	0	0	0	0	0	0	0	0	0	0
3:20 AM	0	0	0	0	0	0	0	0	0	0	0	0	0	0	0	0	0	0
3:25 AM	0	0	0	0	0	0	0	0	0	0	0	0	0	0	0	0	0	0
3:30 AM	0	0	0	0	0	0	0	0	0	0	0	0	0	0	0	0	0	0
3:35 AM	0	0	0	0	0	0	0	0	0	0	0	0	0	0	0	0	0	0
3:40 AM	0	0	0	0	0	0	0	0	0	0	0	0	0	0	0	0	0	0
3:45 AM	0	0	0	0	0	0	0	0	0	0	0	0	0	0	0	0	0	0
3:50 AM	0	0	0	0	0	0	0	0	0	0	0	0	0	0	0	0	0	0
3:55 AM	0	0	0	0	0	0	0	0	0	0	0	0	0	0	0	0	0	0
4:00 AM	0	0	0	0	0	0	0	0	0	0	0	0	0	0	0	0	0	0
4:05 AM	0	0	0	0	0	0	0	0	0	0	0	0	0	0	0	0	0	0
4:10 AM	0	0	0	0	0	0	0	0	0	0	0	0	0	0	0	0	0	0
4:15 AM	0	0	0	0	0	0	0	0	0	0	0	0	0	0	0	0	0	0
4:20 AM	0	0	0	0	0	0	0	0	0	0	0	0	0	0	0	0	0	0
4:25 AM	0	0	0	0	0	0	0	0	0	0	0	0	0	0	0	0	0	0
4:30 AM	0	0	0	0	0	0	0	0	0	0	0	0	0	0	0	0	0	0
4:35 AM	0	0	0	0	0	0	0	0	0	0	0	0	0	0	0	0	0	0
4:40 AM	0	0	0	0	0	0	0	0	0	0	0	0	0	0	0	0	0	0
4:45 AM	0	0	0	0	0	0	0	0	0	0	0	0	0	0	0	0	0	0
4:50 AM	0	0	0	0	1	0	0	0	0	0	0	0	0	0	0	0	1	1
4:55 AM	0	0	0	0	0	0	0	0	0	0	0	0	0	0	0	0	0	1
5:00 AM	0	0	0	0	0	0	0	0	0	0	0	0	0	0	0	0	0	1
5:05 AM	0	0	0	0	0	0	0	0	0	1	0	0	0	0	0	0	1	2
5:10 AM	0	0	0	0	0	0	0	0	0	0	0	0	0	0	0	0	0	2
5:15 AM	0	0	0	0	0	0	0	0	0	0	0	0	0	0	0	0	0	2
5:20 AM	0	0	1	0	0	0	0	0	0	0	0	0	0	0	1	0	2	4
5:25 AM	0	0	0	0	0	0	0	0	0	0	0	0	0	0	0	0	0	4
5:30 AM	0	0	0	0	0	0	0	0	0	0	0	0	0	0	0	0	0	4
5:35 AM	0	0	0	0	0	0	0	0	0	0	0	0	0	0	0	0	0	4
5:40 AM	0	0	0	0	0	0	0	0	0	0	0	0	0	0	0	0	0	4
5:45 AM	0	0	1	0	0	0	0	0	0	0	0	0	0	0	0	0	1	5
5:50 AM	0	0	0	0	0	0	0	0	0	0	0	0	1	0	0	0	1	5
5:55 AM	0	0	0	0	0	0	0	0	0	0	0	0	0	0	0	0	0	5
6:00 AM	0	0	0	0	0	0	0	0	0	0	0	0	0	0	0	0	0	5
6:05 AM	0	0	0	0	0	0	0	0	0	1	0	0	0	0	0	0	1	5
6:10 AM	0	0	1	0	0	0	0	0	0	0	0	0	0	0	0	0	1	6
6:15 AM	0	0	0	0	1	0	0	0	0	0	0	0	0	0	1	0	2	8
6:20 AM	0	0	0	0	0	0	0	0	0	0	0	0	0	0	0	0	0	6
6:25 AM	0	0	0	0	0	0	0	0	0	0	0	0	0	0	1	0	1	7
6:30 AM	0	0	0	0	0	0	0	0	0	0	0	0	0	0	0	0	0	7
6:35 AM	0	0	0	0	0	0	0	0	0	0	0	0	0	0	0	0	0	7
6:40 AM	0	0	0	0	0	0	0	0	0	0	0	0	0	0	0	0	0	7
6:45 AM	0	0	0	0	0	0	0	0	0	0	0	0	0	0	0	0	0	6
6:50 AM	0	0	0	0	1	0	0	0	0	0	0	0	0	0	0	0	1	6
6:55 AM	0	0	0	0	0	0	0	0	0	0	0	0	0	0	0	0	0	6
7:00 AM	0	0	0	0	0	0	0	0	0	1	0	0	0	0	0	0	1	7
7:05 AM	0	0	0	0	0	0	0	0	0	0	0	0	0	0	0	0	0	6
7:10 AM	0	0	0	0	0	0	0	0	0	0	0	0	0	0	0	0	0	5
7:15 AM	0	0	0	0	0	0	0	0	0	0	0	0	0	0	0	0	0	3
7:20 AM	0	0	0	0	0	0	0	0	1	0	0	0	0	0	0	0	1	4
7:25 AM	0	0	0	0	0	0	0	0	0	0	0	0	0	0	0	0	0	3
7:30 AM	0	0	0	0	1	0	1	0	1	0	0	0	0	0	0	0	3	6
7:35 AM	0	0	0	0	0	0	0	0	0	2	1	0	0	2	0	0	5	11
7:40 AM	0	0	0	0	0	0	0	0	0	1	0	0	1	0	0	0	2	13
7:45 AM	0	0	0	0	1	0	0	0	0	0	0	0	0	0	0	0	1	14
7:50 AM	0	0	0	0	0	0	0	0	0	1	0	0	0	0	0	0	1	14
7:55 AM	0	0	1	0	0	0	0	0	0	0	0	0	0	0	1	0	2	16
8:00 AM	0	0	0	0	0	0	0	0	0	1	0	0	0	0	0	0	1	16
8:05 AM	0	0	0	0	1	0	0	0	0	1	0	0	0	2	0	0	4	20
8:10 AM	0	0	0	0	0	0	0	0	0	0	0	0	0	0	0	0	0	20
8:15 AM	0	0	0	0	0	0	0	0	0	0	0	0	0	0	0	0	0	20
8:20 AM	0	0	0	0	0	0	0	0	0	0	0	0	0	0	0	0	0	19
8:25 AM	0	0	1	0	0	0	0	0	0	0	0	0	0	0	0	0	1	20
8:30 AM	0	0	0	0	0	0	0	0	0	0	0	0	0	0	0	0	0	17
8:35 AM	0	0	1	0	0	0	0	0	1	1	0	0	1	1	0	0	5	17
8:40 AM	0	0	0	0	0	0	0	0	0	1	0	0	0	1	0	0	2	17
8:45 AM	0	1	0	0	0	0	0	0	0	0	0	0	0	0	0	0	1	17
8:50 AM	0	0	0	0	0	1	0	0	0	0	0	0	0	0	0	0	1	17
8:55 AM	0	0	0	0	1	0	0	0	0	0	0	0	0	0	1	0	2	17
9:00 AM	0	0	0	0	0	0	0	0	0	0	0	0	0	0	0	0	0	16
9:05 AM	0	0	0	0	0	0	0	0	0	0	0	0	0	1	0	0	1	13
9:10 AM	0	0	0	0	0	0	0	0	0	1	0	0	0	0	0	0	1	14
9:15 AM	0	0	0	0	1	0	0	0	0	0	0	0	1	1	0	0	3	17
9:20 AM	0	0	0	0	0	0	0	0	0	0	0	0	0	0	0	0	0	17
9:25 AM	0	0	0	0	0	0	0	0	0	0	0	0	0	0	0	0	0	16
9:30 AM	0	1	0	0	0	0	0	0	0	0	0	0	0	0	0	0	1	17
9:35 AM	0	0	1	0	0	0	0	0	0	0	0	0	0	0	0	0	1	13
9:40 AM	0	0	0	0	0	0	0	0	0	1	0	0	0	0	0	0	1	12
9:45 AM	0	0	0	0	0	0	0	0	0	1	0	0	0	0	0	0	1	12
9:50 AM	0	0	0	0	0	0	0	0	0	1	0	0	0	0	0	0	1	12
9:55 AM	0	0	0	0	0	0	0	0	0	0	1	0	0	0	0	0	1	11
10:00 AM	0	0	1	0	0	0	0	0	0	0	0	0	0	1	0	0	2	13
10:05 AM	0	0	0	0	0	0	0	0	0	0	0	0	0	0	0	0	0	12
10:10 AM	0	0	0	0	0	0	0	0	0	0	0	0	0	0	0	0	0	11
10:15 AM	0	0	0	0	0	0	0	0	0	0	0	0	0	1	0	0	1	9
10:20 AM	0	0	0	0	0	0	0	0	0	0	0	0	0	0	0	0	0	9
10:25 AM	0	0	0	0	0	0	0	0	0	1	0	0	0	0	0	0	1	10
10:30 AM	0	0	0	0	0	0	0	0	0	0	0	0	1	0	0	0	1	10

5-Min Count Period Beginning At	SE 29th Ave (Northbound)				SE 29th Ave (Southbound)				SE Olsen St (Eastbound)				SE Olsen St (Westbound)				Total	Hourly Totals	
	Left	Thru	Right	U	Left	Thru	Right	U	Left	Thru	Right	U	Left	Thru	Right	U			
10:35 AM	0	1	0	0	0	0	0	0	0	1	0	0	0	1	0	0	0	3	12
10:40 AM	0	0	0	0	0	0	0	0	0	1	1	0	0	1	0	0	0	3	14
10:45 AM	0	0	0	0	0	0	0	0	0	0	0	0	0	0	0	0	0	0	13
10:50 AM	0	0	1	0	0	1	0	0	0	0	0	0	0	0	0	0	0	2	14
10:55 AM	0	0	0	0	0	0	0	0	0	0	0	0	0	0	0	0	0	0	13
11:00 AM	0	0	0	0	0	1	0	0	0	0	0	0	0	0	0	1	0	2	13
11:05 AM	0	0	0	0	0	0	0	0	0	0	0	0	0	0	0	0	0	0	13
11:10 AM	0	1	1	0	0	0	0	0	0	0	0	0	0	0	0	0	0	2	15
11:15 AM	0	0	0	0	1	0	0	0	0	0	1	0	0	0	0	0	0	2	16
11:20 AM	0	0	1	0	0	0	0	0	0	0	1	0	0	0	1	0	0	3	19
11:25 AM	0	0	0	0	0	0	0	0	0	0	0	0	0	0	0	0	0	0	18
11:30 AM	0	1	0	0	0	0	0	0	0	0	0	0	0	2	2	0	0	5	22
11:35 AM	0	0	0	0	0	0	0	0	0	1	0	0	0	0	0	0	0	1	20
11:40 AM	0	0	0	0	0	0	0	0	0	0	1	0	0	1	0	1	0	3	20
11:45 AM	0	0	0	0	0	0	0	0	0	0	1	0	0	0	1	0	0	2	22
11:50 AM	0	0	0	0	0	0	0	0	0	0	0	0	0	0	1	1	0	2	22
11:55 AM	0	0	0	0	0	0	0	0	0	0	0	0	0	0	0	0	0	0	22
12:00 PM	0	1	0	0	0	0	0	0	0	0	0	0	0	0	1	0	0	2	22
12:05 PM	0	0	0	0	0	0	0	0	0	0	1	0	0	0	1	0	0	2	24
12:10 PM	0	0	1	0	0	0	0	0	0	0	0	0	0	0	2	0	0	3	25
12:15 PM	0	0	0	0	0	0	0	0	0	0	0	0	0	0	0	0	0	0	23
12:20 PM	0	0	0	0	0	0	0	0	0	0	0	0	0	0	0	0	0	0	20
12:25 PM	0	0	0	0	0	0	0	0	0	0	0	0	0	0	0	0	0	0	20
12:30 PM	0	0	0	0	0	0	0	0	0	0	1	0	0	0	0	0	0	1	16
12:35 PM	0	0	0	0	1	1	0	0	0	0	0	0	0	0	0	1	1	4	19
12:40 PM	0	0	0	0	0	0	0	0	0	0	0	0	0	0	1	0	0	1	17
12:45 PM	0	0	0	0	0	0	0	0	0	0	1	0	0	0	0	0	0	1	16
12:50 PM	0	0	0	0	0	0	0	0	0	0	0	0	0	0	0	0	0	0	14
12:55 PM	0	0	0	0	0	0	0	0	0	0	1	0	0	0	0	0	0	1	15
1:00 PM	0	0	0	0	0	0	0	0	0	0	0	0	0	0	0	0	0	0	13
1:05 PM	0	0	0	0	0	0	0	0	0	0	2	0	0	0	1	0	0	3	14
1:10 PM	0	0	0	0	0	0	0	0	0	0	0	0	0	0	0	0	0	0	11
1:15 PM	0	0	1	0	0	0	0	0	0	0	0	0	0	1	1	0	0	3	14
1:20 PM	0	0	0	0	0	0	0	0	0	0	0	0	0	0	1	0	0	1	15
1:25 PM	0	0	0	0	0	0	0	0	0	0	0	0	0	1	0	0	0	1	16
1:30 PM	0	0	0	0	0	1	0	0	0	0	0	0	0	0	0	0	0	1	16
1:35 PM	0	0	0	0	0	1	0	0	0	0	0	0	0	0	0	0	0	1	13
1:40 PM	0	1	1	0	1	1	0	0	0	0	0	0	0	0	0	0	0	4	16
1:45 PM	0	0	1	0	0	0	0	0	0	0	0	0	0	0	0	0	0	1	16
1:50 PM	0	0	0	0	0	0	0	0	0	0	0	0	0	1	0	1	0	2	18
1:55 PM	0	0	0	0	0	0	1	0	0	0	0	0	0	0	0	1	0	2	19
2:00 PM	0	0	0	0	0	1	0	0	0	0	0	0	0	0	0	0	0	1	20
2:05 PM	0	0	0	0	0	0	0	0	0	0	0	1	0	0	0	0	0	1	18
2:10 PM	0	0	0	0	0	0	0	0	0	0	0	0	0	0	0	0	0	0	18
2:15 PM	0	0	0	0	0	0	0	0	0	0	0	0	0	0	1	1	0	2	17
2:20 PM	0	1	0	0	0	0	0	0	0	0	0	0	0	0	0	0	0	1	17
2:25 PM	0	0	0	0	0	0	0	0	0	0	1	0	0	0	0	0	0	1	17
2:30 PM	0	0	0	0	0	0	0	0	0	0	0	1	0	1	0	0	0	2	18
2:35 PM	0	1	1	0	0	0	0	0	0	0	1	0	0	1	0	0	0	4	21
2:40 PM	0	0	0	0	1	0	0	0	0	0	0	0	0	0	1	0	0	2	19
2:45 PM	0	0	0	0	0	0	0	0	0	0	2	0	0	1	0	0	0	3	21
2:50 PM	0	0	1	0	1	0	0	0	0	1	0	0	0	0	0	0	0	3	22
2:55 PM	0	0	0	0	1	0	1	0	0	0	0	0	0	1	1	0	0	4	24
3:00 PM	0	0	0	0	0	1	0	0	0	0	1	0	0	0	1	0	0	3	26
3:05 PM	0	0	0	0	0	0	0	0	0	0	0	0	0	0	0	1	0	1	26
3:10 PM	0	0	0	0	0	0	0	0	0	0	0	0	0	0	0	0	0	0	26
3:15 PM	0	0	0	0	0	0	0	0	0	0	1	0	0	0	0	0	0	1	25
3:20 PM	0	1	0	0	0	0	0	0	0	0	0	0	0	0	0	0	0	1	25
3:25 PM	0	0	0	0	0	0	0	0	0	0	0	0	0	0	0	0	0	0	24
3:30 PM	0	0	1	0	1	0	1	0	0	0	0	0	0	0	0	0	0	3	25
3:35 PM	0	0	0	0	0	0	1	0	0	0	2	0	0	1	3	1	0	8	29
3:40 PM	0	1	0	0	0	0	0	0	0	0	1	1	0	0	0	0	0	3	30
3:45 PM	0	0	0	0	1	0	0	0	0	0	1	0	0	0	0	2	0	4	31
3:50 PM	0	0	0	0	0	0	0	0	0	0	0	0	0	0	1	0	0	1	29
3:55 PM	0	0	1	0	0	0	0	1	0	0	1	0	0	0	0	1	0	4	29
4:00 PM	0	0	0	0	0	0	0	0	0	0	0	0	0	0	0	0	0	0	26
4:05 PM	0	0	0	0	0	0	0	0	0	0	1	0	0	0	0	0	0	1	26
4:10 PM	0	1	0	0	0	0	0	0	0	0	0	0	0	0	0	1	0	2	28
4:15 PM	0	0	1	0	0	0	0	0	0	0	0	0	0	2	0	0	0	3	30
4:20 PM	0	0	0	0	0	0	0	0	0	0	1	0	0	0	0	0	0	1	30
4:25 PM	0	0	0	0	0	0	0	0	0	0	0	0	0	0	1	0	0	1	31
4:30 PM	0	0	0	0	0	0	0	0	0	0	0	0	0	0	0	0	0	0	28
4:35 PM	0	0	0	0	0	0	0	0	0	0	0	0	0	0	0	0	0	0	20
4:40 PM	0	0	1	0	0	0	0	0	0	0	0	0	0	0	0	0	0	1	18
4:45 PM	0	0	0	0	0	0	0	0	0	0	0	0	0	0	0	1	0	1	15
4:50 PM	0	0	0	0	0	0	0	0	0	0	0	0	0	0	1	0	0	1	15
4:55 PM	0	0	0	0	0	0	0	0	0	0	0	0	0	2	0	0	0	2	13
5:00 PM	0	1	0	0	0	0	0	0	0	0	1	0	0	0	0	0	0	2	15
5:05 PM	0	0	0	0	0	0	0	0	0	0	0	0	0	0	2	0	0	2	16
5:10 PM	0	0	0	0	0	0	0	0	0	0	0	0	0	0	0	0	0	0	14
5:15 PM	0	0	0	0	0	0	0	0	0	0	0	0	0	0	1	1	0	2	13
5:20 PM	0	0	1	0	1	0	0	0	0	0	1	0	0	0	1	3	0	7	19
5:25 PM	0	0	0	0	0	1	0	0	0	0	0	0	0	0	0	0	0	1	19
5:30 PM	0	0	0	0	0	0	0	0	0	0	0	0	0	0	0	0	0	0	19
5:35 PM	0	0	0	0	0	1	0	0	0	0	1	0	0	0	3	0	0	5	24
5:40 PM	0	0	0	0	0	0	0	0	0	0	0	0	0	0	0	0	0	0	23
5:45 PM	0	0	0	0	0	0	0	0	0	0	2	0	0	0	1	0	0	3	25

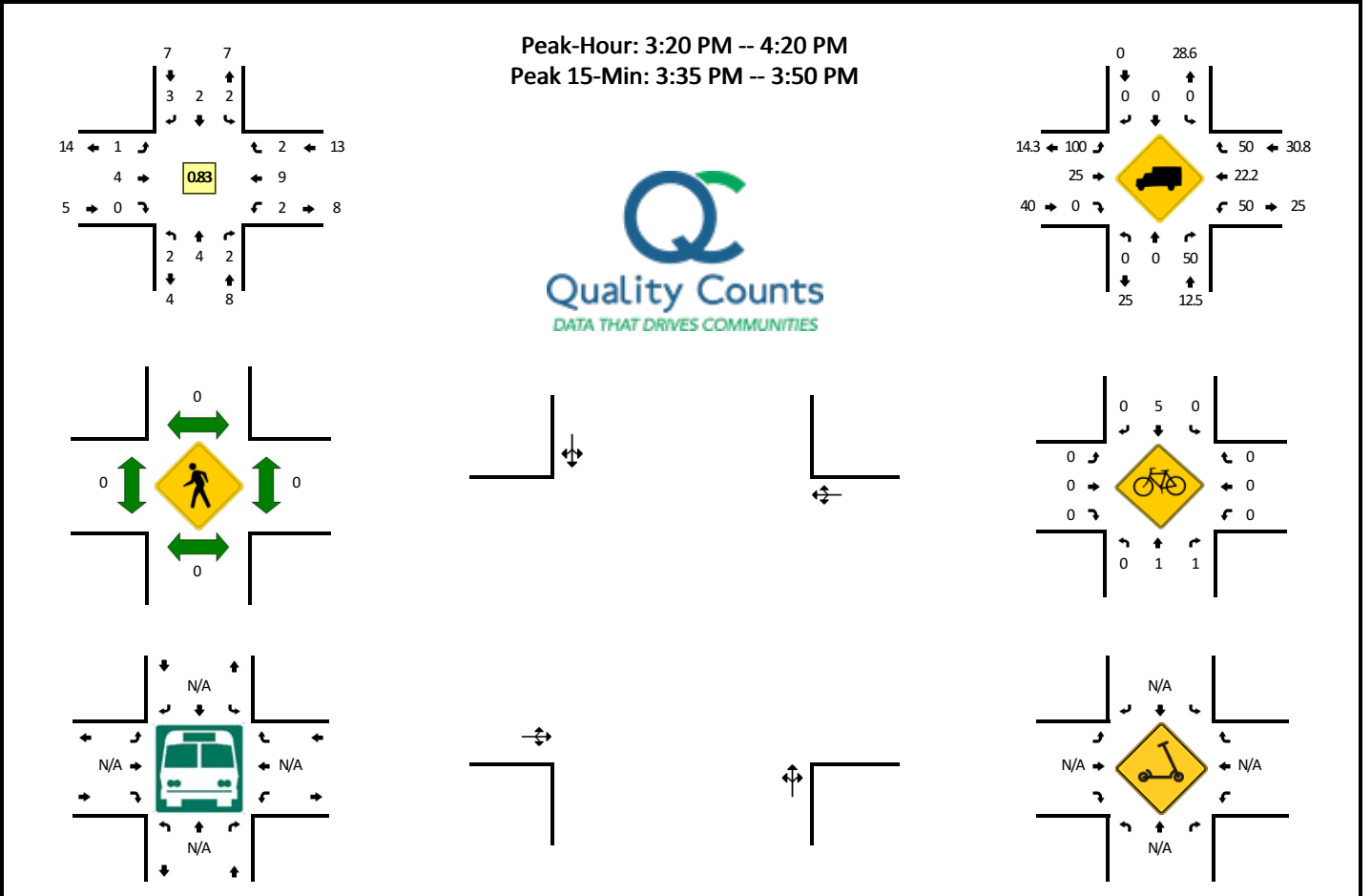
5-Min Count Period Beginning At	SE 29th Ave (Northbound)				SE 29th Ave (Southbound)				SE Olsen St (Eastbound)				SE Olsen St (Westbound)				Total	Hourly Totals
	Left	Thru	Right	U	Left	Thru	Right	U	Left	Thru	Right	U	Left	Thru	Right	U		
5:50 PM	0	0	0	0	0	0	0	0	0	0	0	0	0	0	1	0	1	25
5:55 PM	0	0	0	0	0	0	0	0	0	0	0	0	0	2	1	0	3	26
6:00 PM	0	0	0	0	0	0	0	0	0	0	0	0	0	0	0	0	0	24
6:05 PM	0	0	0	0	0	0	0	0	0	0	0	0	0	0	0	0	0	22
6:10 PM	0	0	0	0	0	0	0	0	0	0	0	0	0	1	0	0	1	23
6:15 PM	0	0	0	0	0	0	0	0	0	1	1	0	0	0	0	0	2	23
6:20 PM	0	1	0	0	0	0	0	0	0	0	0	0	0	1	0	0	2	18
6:25 PM	0	0	0	0	0	0	1	0	0	2	0	0	0	0	0	0	3	20
6:30 PM	0	0	0	0	0	0	0	0	0	0	0	0	1	0	0	0	1	21
6:35 PM	0	0	0	0	0	1	0	0	0	0	0	0	1	1	1	0	4	20
6:40 PM	0	0	0	0	0	0	0	0	0	2	0	0	0	1	0	0	3	23
6:45 PM	0	0	0	0	0	0	0	0	0	0	0	0	1	3	0	0	4	24
6:50 PM	0	0	0	0	0	0	0	0	0	0	0	0	0	0	0	0	0	23
6:55 PM	0	0	0	0	0	0	0	0	0	0	0	0	2	0	0	0	2	22
7:00 PM	0	0	0	0	0	0	0	0	0	0	0	0	0	1	0	0	1	23
7:05 PM	0	0	0	0	0	0	0	0	0	1	0	0	0	0	0	0	1	24
7:10 PM	0	1	0	0	0	0	0	0	0	1	0	0	0	0	0	0	2	25
7:15 PM	0	0	0	0	0	0	0	0	0	0	0	0	0	0	0	0	0	23
7:20 PM	0	0	0	0	0	0	0	0	0	0	0	0	0	0	0	0	0	21
7:25 PM	0	0	0	0	0	1	0	0	0	0	0	0	0	2	0	0	3	21
7:30 PM	0	0	0	0	0	0	0	0	0	0	0	0	0	0	0	0	0	20
7:35 PM	0	1	0	0	1	0	0	0	0	0	0	0	1	0	0	0	3	19
7:40 PM	0	0	0	0	0	0	0	0	0	1	0	0	0	0	1	0	2	18
7:45 PM	0	0	0	0	0	0	0	0	0	0	0	0	0	1	0	0	1	15
7:50 PM	0	0	0	0	0	0	0	0	0	0	0	0	0	0	1	0	1	16
7:55 PM	0	0	0	0	0	0	0	0	0	0	1	0	0	1	0	0	2	16
8:00 PM	0	0	0	0	0	0	0	0	0	0	0	0	0	0	1	0	1	16
8:05 PM	0	0	0	0	0	0	0	0	0	0	0	0	0	0	0	0	0	15
8:10 PM	0	0	0	0	0	0	0	0	0	0	0	0	0	0	0	0	0	13
8:15 PM	0	0	0	0	0	0	0	0	0	0	0	0	0	0	0	0	0	13
8:20 PM	0	0	0	0	0	0	0	0	0	0	0	0	1	0	0	0	1	14
8:25 PM	0	1	0	0	0	0	0	0	0	1	0	0	0	0	0	0	2	13
8:30 PM	0	0	0	0	0	0	0	0	0	0	0	0	0	0	1	0	1	14
8:35 PM	0	0	0	0	0	0	0	0	0	0	0	0	1	1	0	0	2	13
8:40 PM	0	0	0	0	0	0	0	0	0	0	0	0	0	0	0	0	0	11
8:45 PM	0	0	0	0	0	0	0	0	0	0	0	0	0	1	1	0	2	12
8:50 PM	0	0	0	0	0	0	0	0	0	0	0	0	0	0	0	0	0	11
8:55 PM	0	0	0	0	0	0	0	0	0	0	0	0	0	0	0	0	0	9
9:00 PM	0	0	0	0	0	0	0	0	0	0	0	0	0	0	0	0	0	8
9:05 PM	0	0	0	0	0	0	0	0	0	0	0	0	0	1	0	0	1	9
9:10 PM	0	0	0	0	0	0	0	0	0	0	0	0	0	0	0	0	0	9
9:15 PM	0	0	0	0	0	0	0	0	0	0	0	0	0	0	0	0	0	9
9:20 PM	0	0	0	0	0	0	0	0	0	0	0	0	0	0	0	0	0	8
9:25 PM	0	0	0	0	0	0	0	0	0	0	0	0	0	0	0	0	0	6
9:30 PM	0	0	0	0	0	0	0	0	0	0	0	0	0	0	0	0	0	5
9:35 PM	0	0	0	0	0	0	0	0	0	0	0	0	0	0	0	0	0	3
9:40 PM	0	0	0	0	0	0	0	0	0	0	0	0	0	0	0	0	0	3
9:45 PM	0	0	0	0	0	0	0	0	0	0	0	0	0	0	0	0	0	1
9:50 PM	0	0	0	0	0	1	0	0	0	0	0	0	0	0	0	0	1	2
9:55 PM	0	0	0	0	0	0	0	0	0	0	0	0	0	0	0	0	0	2
10:00 PM	0	0	0	0	0	0	0	0	0	0	0	0	0	0	0	0	0	2
10:05 PM	0	0	0	0	0	0	0	0	0	0	0	0	0	0	0	0	0	1
10:10 PM	0	0	0	0	1	0	0	0	0	0	0	0	0	0	0	0	1	2
10:15 PM	0	0	0	0	0	0	0	0	0	0	0	0	0	0	1	0	1	3
10:20 PM	0	0	0	0	0	0	0	0	0	0	0	0	0	0	0	0	0	3
10:25 PM	0	0	0	0	0	0	0	0	0	0	0	0	0	0	0	0	0	3
10:30 PM	0	0	0	0	0	0	0	0	0	0	0	0	0	0	0	0	0	3
10:35 PM	0	0	0	0	0	0	0	0	0	0	0	0	0	0	0	0	0	3
10:40 PM	0	0	0	0	0	0	0	0	0	0	0	0	1	0	0	0	1	4
10:45 PM	0	0	0	0	0	1	0	0	0	0	0	0	0	0	0	0	1	5
10:50 PM	0	0	0	0	0	0	0	0	0	0	0	0	0	0	0	0	0	4
10:55 PM	0	0	0	0	0	0	0	0	0	0	0	0	0	1	0	0	1	5
11:00 PM	0	0	0	0	0	0	0	0	0	0	0	0	0	0	0	0	0	5
11:05 PM	0	0	0	0	0	0	0	0	0	0	0	0	0	0	0	0	0	5
11:10 PM	0	0	0	0	0	0	0	0	0	0	0	0	0	0	0	0	0	4
11:15 PM	0	0	0	0	0	0	0	0	0	0	0	0	0	0	0	0	0	3
11:20 PM	0	0	0	0	0	0	0	0	0	0	0	0	0	0	0	0	0	3
11:25 PM	0	0	0	0	0	0	0	0	0	0	0	0	0	0	0	0	0	3
11:30 PM	0	0	0	0	0	0	0	0	0	0	0	0	0	0	0	0	0	3
11:35 PM	0	0	0	0	0	0	0	0	0	0	0	0	0	1	1	0	2	5
11:40 PM	0	0	0	0	0	0	0	0	0	0	0	0	0	0	0	0	0	4
11:45 PM	0	0	0	0	0	0	0	0	0	0	0	0	0	0	0	0	0	3
11:50 PM	0	0	0	0	0	0	0	0	0	0	0	0	0	0	0	0	0	3
11:55 PM	0	0	0	0	0	0	0	0	0	0	0	0	0	0	0	0	0	2
Peak 15-Min Flowrates	Northbound				Southbound				Eastbound				Westbound				Total	
	Left	Thru	Right	U	Left	Thru	Right	U	Left	Thru	Right	U	Left	Thru	Right	U		
All Vehicles	0	4	0	0	4	0	4	0	0	16	4	0	4	12	12	0	60	
Heavy Trucks	0	0	0	0	0	0	0	0	0	0	4	0	0	8	0	0	12	
Buses																		
Pedestrians		4				0				0				0			4	
Bicycles	0	0	0	0	0	8	0	0	0	0	0	0	0	0	0	0	8	
Scoters																		

Comments:



**LOCATION:** SE 29th Ave -- SE Malcolm St  
**CITY/STATE:** Milwaukie, OR

**QC JOB #:** 15923804  
**DATE:** Tue, Sep 20 2022



5-Min Count Period Beginning At	SE 29th Ave (Northbound)				SE 29th Ave (Southbound)				SE Malcolm St (Eastbound)				SE Malcolm St (Westbound)				Total	Hourly Totals
	Left	Thru	Right	U	Left	Thru	Right	U	Left	Thru	Right	U	Left	Thru	Right	U		
12:00 AM	0	0	0	0	0	0	0	0	0	0	0	0	0	0	0	0	0	0
12:05 AM	0	0	0	0	0	0	0	0	0	0	0	0	0	0	0	0	0	0
12:10 AM	0	0	0	0	0	0	0	0	0	0	0	0	0	0	0	0	0	0
12:15 AM	0	0	0	0	0	0	0	0	0	0	0	0	0	0	0	0	0	0
12:20 AM	0	0	0	0	0	0	0	0	0	0	0	0	0	0	0	0	0	0
12:25 AM	0	0	0	0	0	0	0	0	0	0	0	0	0	0	0	0	0	0
12:30 AM	0	0	0	0	0	0	0	0	0	0	0	0	0	0	0	0	0	0
12:35 AM	0	0	0	0	0	0	0	0	0	0	0	0	0	0	0	0	0	0
12:40 AM	0	0	0	0	0	0	0	0	0	0	0	0	0	0	0	0	0	0
12:45 AM	0	0	0	0	0	0	0	0	0	0	0	0	0	0	0	0	0	0
12:50 AM	0	0	0	0	0	0	0	0	0	0	0	0	0	0	0	0	0	0
12:55 AM	0	0	0	0	0	0	0	0	0	0	0	0	0	0	0	0	0	0
1:00 AM	0	0	0	0	0	0	0	0	0	0	0	0	0	0	0	0	0	0
1:05 AM	0	0	0	0	0	0	0	0	0	0	0	0	0	0	0	0	0	0
1:10 AM	0	0	0	0	0	0	0	0	0	0	0	0	0	0	0	0	0	0
1:15 AM	0	0	0	0	0	0	0	0	0	0	0	0	0	0	0	0	0	0
1:20 AM	0	0	1	0	0	0	0	0	0	0	0	0	0	0	0	0	1	1
1:25 AM	0	0	0	0	0	0	0	0	0	0	0	0	0	0	1	0	1	2
1:30 AM	0	0	0	0	0	0	0	0	0	0	0	0	0	0	0	0	0	2
1:35 AM	0	0	0	0	0	0	0	0	0	0	0	0	0	0	0	0	0	2
1:40 AM	0	0	0	0	0	0	0	0	0	0	0	0	0	0	0	0	0	2
1:45 AM	0	0	0	0	0	0	0	0	0	0	0	0	0	0	0	0	0	2
1:50 AM	0	0	0	0	0	0	0	0	0	0	0	0	0	0	0	0	0	2
1:55 AM	0	0	0	0	0	0	0	0	0	0	0	0	0	0	0	0	0	2
2:00 AM	0	0	0	0	0	0	0	0	0	0	0	0	0	0	0	0	0	2
2:05 AM	0	0	0	0	0	0	0	0	0	0	0	0	0	0	0	0	0	2
2:10 AM	0	0	0	0	0	0	0	0	0	0	0	0	0	0	0	0	0	2
2:15 AM	0	0	0	0	0	0	0	0	0	0	0	0	0	0	0	0	0	2
2:20 AM	0	0	0	0	0	0	0	0	0	0	0	0	0	0	0	0	0	1
2:25 AM	0	0	0	0	0	0	0	0	0	0	0	0	0	0	0	0	0	0
2:30 AM	0	0	0	0	0	0	0	0	0	0	0	0	0	0	0	0	0	0
2:35 AM	0	0	0	0	0	0	0	0	0	0	0	0	0	0	0	0	0	0
2:40 AM	0	0	0	0	0	0	0	0	0	0	0	0	0	0	0	0	0	0
2:45 AM	0	0	0	0	0	0	0	0	0	0	0	0	0	0	0	0	0	0
2:50 AM	0	0	0	0	0	0	0	0	0	0	0	0	0	0	0	0	0	0
2:55 AM	0	0	0	0	0	0	0	0	0	0	0	0	0	0	0	0	0	0
3:00 AM	0	0	0	0	0	0	0	0	0	0	0	0	0	0	0	0	0	0
3:05 AM	0	0	0	0	0	0	0	0	0	0	0	0	0	0	0	0	0	0
3:10 AM	0	0	0	0	0	0	0	0	0	0	0	0	0	0	0	0	0	0

5-Min Count Period Beginning At	SE 29th Ave (Northbound)				SE 29th Ave (Southbound)				SE Malcolm St (Eastbound)				SE Malcolm St (Westbound)				Total	Hourly Totals
	Left	Thru	Right	U	Left	Thru	Right	U	Left	Thru	Right	U	Left	Thru	Right	U		
3:15 AM	0	0	0	0	0	0	0	0	0	0	0	0	0	0	0	0	0	
3:20 AM	0	0	0	0	0	0	0	0	0	0	0	0	0	0	0	0	0	
3:25 AM	0	0	0	0	0	0	0	0	0	0	0	0	0	0	0	0	0	
3:30 AM	0	0	0	0	0	0	0	0	0	0	0	0	0	0	0	0	0	
3:35 AM	0	0	0	0	0	0	0	0	0	0	0	0	0	0	0	0	0	
3:40 AM	0	0	0	0	0	0	0	0	0	0	0	0	0	0	0	0	0	
3:45 AM	0	0	0	0	0	0	0	0	0	0	0	0	0	0	0	0	0	
3:50 AM	0	0	0	0	0	0	0	0	0	0	0	0	0	0	0	0	0	
3:55 AM	0	0	0	0	0	0	0	0	0	0	0	0	0	0	0	0	0	
4:00 AM	0	0	0	0	0	0	0	0	0	0	0	0	0	0	0	0	0	
4:05 AM	0	0	0	0	0	0	0	0	0	0	0	0	0	0	0	0	0	
4:10 AM	0	0	0	0	0	0	0	0	0	0	0	0	0	0	0	0	0	
4:15 AM	0	0	0	0	0	0	0	0	0	0	0	0	0	0	0	0	0	
4:20 AM	0	0	0	0	0	0	0	0	0	0	0	0	0	0	0	0	0	
4:25 AM	0	0	0	0	0	0	0	0	0	0	0	0	0	0	0	0	0	
4:30 AM	0	0	0	0	1	0	0	0	0	0	0	0	0	0	0	0	1	
4:35 AM	0	0	0	0	0	0	0	0	0	0	0	0	0	0	0	0	0	
4:40 AM	0	0	0	0	0	0	0	0	0	0	0	0	0	0	0	0	0	
4:45 AM	0	0	0	0	0	0	0	0	0	0	0	0	0	0	0	0	0	
4:50 AM	0	0	0	0	0	0	0	0	0	0	1	0	0	0	0	0	1	
4:55 AM	0	0	0	0	0	0	0	0	0	2	0	0	0	0	0	0	2	
5:00 AM	0	0	0	0	0	0	0	0	0	0	0	0	0	0	0	0	0	
5:05 AM	0	0	0	0	0	0	0	0	0	1	0	0	0	0	0	0	1	
5:10 AM	0	0	0	0	0	0	0	0	0	0	0	0	0	0	0	0	0	
5:15 AM	0	0	0	0	0	0	0	0	0	0	0	0	0	0	0	0	0	
5:20 AM	0	0	1	0	0	0	0	0	0	0	0	0	0	0	0	0	1	
5:25 AM	0	0	0	0	0	0	0	0	0	0	0	0	0	0	0	0	0	
5:30 AM	0	0	1	0	0	0	0	0	0	0	0	0	0	0	0	0	1	
5:35 AM	0	0	0	0	0	0	0	0	0	0	0	0	0	0	0	0	0	
5:40 AM	0	0	0	0	0	0	0	0	0	0	0	0	0	0	0	0	0	
5:45 AM	0	0	0	0	0	0	0	0	0	0	0	0	0	0	0	0	0	
5:50 AM	0	0	0	0	0	0	0	0	0	0	0	0	0	0	0	0	0	
5:55 AM	0	0	0	0	0	0	0	0	0	0	0	0	0	0	0	0	0	
6:00 AM	0	0	0	0	0	0	0	0	0	0	0	0	0	0	0	0	0	
6:05 AM	0	0	0	0	0	0	0	0	0	0	0	0	0	0	0	0	0	
6:10 AM	0	0	0	0	0	0	0	0	0	0	0	0	0	0	0	0	0	
6:15 AM	0	0	0	0	0	1	0	0	0	0	0	0	0	0	0	0	1	
6:20 AM	0	0	0	0	0	0	0	0	0	0	0	0	0	0	0	0	0	
6:25 AM	0	0	1	0	0	0	0	0	0	1	0	0	0	1	0	0	3	
6:30 AM	0	0	0	0	0	0	0	0	0	1	0	0	0	0	0	0	1	
6:35 AM	0	0	0	0	0	0	0	0	0	0	0	0	0	0	0	0	0	
6:40 AM	0	0	0	0	0	0	0	0	0	0	0	0	0	0	0	0	0	
6:45 AM	0	0	0	0	0	0	0	0	0	0	0	0	1	0	0	0	1	
6:50 AM	0	0	0	0	0	0	0	0	0	1	0	0	0	0	0	0	1	
6:55 AM	0	0	0	0	0	0	0	0	0	2	0	0	0	0	0	0	2	
7:00 AM	0	0	0	0	0	0	0	0	0	0	0	0	0	0	0	0	0	
7:05 AM	0	0	0	0	0	0	0	0	0	1	0	0	0	0	0	0	1	
7:10 AM	0	0	0	0	0	0	0	0	0	2	0	0	0	0	0	0	2	
7:15 AM	0	0	0	0	0	0	0	0	0	0	0	0	0	0	0	0	0	
7:20 AM	0	1	0	0	0	0	0	0	0	0	0	0	1	0	0	0	2	
7:25 AM	0	0	0	0	0	0	0	0	0	2	0	0	0	0	0	1	3	
7:30 AM	0	1	0	0	0	1	0	0	0	3	0	0	0	0	0	0	5	
7:35 AM	0	0	0	0	2	0	0	0	0	0	0	0	0	0	0	0	2	
7:40 AM	0	0	0	0	0	0	0	0	0	0	0	0	0	1	0	0	1	
7:45 AM	0	0	0	0	0	0	0	0	0	1	0	0	1	0	0	0	2	
7:50 AM	0	0	0	0	0	0	0	0	0	2	0	0	0	0	0	0	2	
7:55 AM	0	0	1	0	0	0	0	0	0	0	0	0	0	1	0	0	2	
8:00 AM	0	0	0	0	0	0	0	0	0	0	0	0	0	1	0	0	1	
8:05 AM	0	0	0	0	0	0	0	0	0	0	0	0	1	1	0	0	2	
8:10 AM	0	0	0	0	0	0	0	0	0	0	0	0	0	0	1	0	1	
8:15 AM	0	0	0	0	0	0	1	0	0	0	0	0	0	0	0	0	1	
8:20 AM	0	0	0	0	0	0	0	0	0	0	0	0	0	0	0	0	0	
8:25 AM	0	0	0	0	0	0	0	0	0	0	0	0	0	0	0	0	0	
8:30 AM	0	0	0	0	0	0	0	0	0	0	0	0	0	0	0	0	0	
8:35 AM	0	0	1	0	0	0	0	0	0	0	0	0	0	0	0	0	1	
8:40 AM	0	0	0	0	0	0	0	0	0	0	0	0	0	1	0	0	1	
8:45 AM	0	0	1	0	0	0	0	0	0	0	0	0	0	0	0	0	1	
8:50 AM	0	0	2	0	0	1	0	0	0	0	0	0	0	0	0	0	3	
8:55 AM	0	0	0	0	0	0	0	0	0	3	0	0	0	0	0	0	3	
9:00 AM	0	0	1	0	1	0	0	0	0	1	0	0	0	1	0	0	4	
9:05 AM	0	0	0	0	0	0	0	0	0	0	0	0	0	0	0	0	0	
9:10 AM	0	0	0	0	0	0	0	0	0	0	0	0	0	0	0	0	0	
9:15 AM	0	0	0	0	0	0	0	0	0	0	0	0	1	0	0	0	1	
9:20 AM	0	0	0	0	0	0	0	0	0	0	0	0	0	1	0	0	1	
9:25 AM	0	0	0	0	0	0	0	0	0	0	0	0	0	0	0	0	0	
9:30 AM	0	1	0	0	0	0	0	0	0	0	0	0	0	0	0	0	1	
9:35 AM	0	0	0	0	0	0	0	0	1	0	0	0	0	0	0	0	1	
9:40 AM	0	1	0	0	0	0	0	0	0	0	0	0	0	0	0	0	1	
9:45 AM	0	0	0	0	0	0	0	0	0	0	0	0	0	0	0	0	0	
9:50 AM	0	0	1	0	0	0	0	0	0	1	0	0	0	0	0	0	2	
9:55 AM	0	0	0	0	0	0	0	0	0	0	0	0	0	0	0	0	0	
10:00 AM	0	0	0	0	0	0	0	0	0	0	0	0	0	0	0	0	0	
10:05 AM	0	0	1	0	0	0	0	0	0	0	0	0	0	0	0	0	1	
10:10 AM	0	0	0	0	0	0	0	0	0	1	0	0	0	0	0	0	1	
10:15 AM	0	0	0	0	0	0	0	0	0	0	0	0	2	0	1	0	3	
10:20 AM	0	0	0	0	0	0	0	0	0	0	0	0	0	0	0	0	0	
10:25 AM	0	0	0	0	0	0	0	0	0	0	0	0	0	0	0	0	0	
10:30 AM	0	0	0	0	0	0	0	0	0	0	0	0	0	0	0	0	0	

5-Min Count Period Beginning At	SE 29th Ave (Northbound)				SE 29th Ave (Southbound)				SE Malcolm St (Eastbound)				SE Malcolm St (Westbound)				Total	Hourly Totals
	Left	Thru	Right	U	Left	Thru	Right	U	Left	Thru	Right	U	Left	Thru	Right	U		
10:35 AM	0	1	0	0	0	0	0	0	0	0	0	0	0	0	0	0	1	9
10:40 AM	0	0	0	0	0	0	0	0	0	0	1	0	0	0	0	0	1	9
10:45 AM	0	1	0	0	0	0	0	0	0	0	0	0	0	1	0	0	2	11
10:50 AM	0	0	0	0	0	1	0	0	0	0	0	0	0	0	0	0	1	10
10:55 AM	0	0	0	0	0	0	0	0	0	0	0	0	0	0	0	0	0	10
11:00 AM	0	1	0	0	0	1	0	0	0	0	1	0	0	0	0	0	3	13
11:05 AM	0	0	0	0	1	0	0	0	0	0	0	0	1	0	0	0	2	14
11:10 AM	0	0	0	0	0	0	0	0	0	0	0	0	0	1	0	0	1	14
11:15 AM	0	0	0	0	1	0	0	0	0	0	0	0	0	0	0	0	1	12
11:20 AM	0	0	1	0	0	0	0	0	0	0	0	0	0	0	0	0	1	13
11:25 AM	0	0	0	0	0	0	0	0	0	0	0	0	0	0	0	0	0	13
11:30 AM	0	0	1	0	0	0	0	0	0	0	0	0	0	0	0	0	1	14
11:35 AM	0	1	0	0	0	0	0	0	0	0	0	0	0	1	0	0	2	15
11:40 AM	0	0	0	0	0	0	0	0	0	0	0	0	0	0	0	0	0	14
11:45 AM	0	0	0	0	0	0	1	0	0	0	0	0	0	0	1	0	2	14
11:50 AM	0	0	1	0	0	0	0	0	0	0	0	0	0	0	0	0	1	14
11:55 AM	0	0	0	0	0	0	0	0	0	0	0	0	0	1	0	0	1	15
12:00 PM	0	1	0	0	1	0	0	0	0	0	0	0	0	0	0	1	3	15
12:05 PM	0	0	0	0	0	0	0	0	0	0	0	0	0	0	0	0	0	13
12:10 PM	0	0	0	0	0	0	0	0	0	0	0	0	0	0	1	0	1	13
12:15 PM	0	0	0	0	0	0	0	0	0	0	0	0	0	0	0	0	0	12
12:20 PM	0	0	0	0	0	0	0	0	0	0	0	0	0	0	0	0	0	11
12:25 PM	0	0	0	0	0	0	0	0	1	0	0	0	0	0	0	0	1	12
12:30 PM	0	0	0	0	0	0	0	0	0	0	0	0	0	0	0	0	0	11
12:35 PM	0	0	0	0	0	1	0	0	0	0	2	0	0	1	0	0	4	13
12:40 PM	0	0	0	0	1	0	0	0	0	0	0	0	0	0	0	0	1	14
12:45 PM	0	0	0	0	0	0	0	0	0	0	0	0	0	0	0	0	0	12
12:50 PM	0	0	0	0	0	0	0	0	0	2	0	0	0	0	1	0	3	14
12:55 PM	0	0	0	0	0	0	0	0	0	0	0	0	0	0	0	0	0	13
1:00 PM	0	0	0	0	0	0	0	0	0	0	0	0	0	1	0	0	1	11
1:05 PM	0	0	0	0	0	0	0	0	0	1	0	0	0	0	0	0	1	12
1:10 PM	0	0	0	0	0	0	0	0	0	0	0	0	0	0	0	0	0	11
1:15 PM	0	0	0	0	0	0	0	0	0	1	0	0	0	0	0	0	1	12
1:20 PM	0	0	0	0	0	0	0	0	0	0	0	0	0	0	0	0	0	12
1:25 PM	0	0	0	0	0	0	0	0	0	0	0	0	0	0	0	0	0	11
1:30 PM	0	0	0	0	0	1	0	0	0	0	0	0	0	1	0	0	2	13
1:35 PM	0	0	0	0	0	0	0	0	0	1	0	0	0	0	0	0	1	10
1:40 PM	0	1	0	0	0	1	0	0	0	0	0	0	0	0	0	0	2	11
1:45 PM	0	0	0	0	0	0	0	0	0	0	0	0	0	0	0	0	0	11
1:50 PM	0	0	0	0	0	0	0	0	0	0	0	0	0	0	0	0	0	8
1:55 PM	0	0	1	0	0	1	0	0	0	0	0	0	0	0	1	0	3	11
2:00 PM	0	0	0	0	0	1	0	0	0	0	1	0	0	0	1	0	3	13
2:05 PM	0	0	0	0	0	0	0	0	0	0	0	0	0	1	0	0	1	13
2:10 PM	0	0	0	0	0	0	0	0	0	0	0	0	0	2	0	0	2	15
2:15 PM	0	0	1	0	0	0	0	0	0	0	0	0	0	0	0	0	1	15
2:20 PM	0	0	1	0	0	0	0	0	0	0	0	0	0	0	1	0	2	17
2:25 PM	0	0	0	0	0	0	0	0	0	1	0	0	0	2	3	0	6	23
2:30 PM	0	1	0	0	0	0	0	0	0	1	0	0	0	0	1	0	3	24
2:35 PM	1	0	0	0	0	0	0	0	0	0	0	0	1	0	0	0	2	25
2:40 PM	0	0	0	0	1	0	0	0	0	0	0	0	0	1	0	0	2	25
2:45 PM	0	0	0	0	0	0	0	0	1	1	0	0	0	1	0	0	3	28
2:50 PM	0	2	0	0	0	0	0	0	0	0	0	0	0	0	0	0	2	30
2:55 PM	0	0	0	0	0	2	0	0	0	0	0	0	0	1	0	0	3	30
3:00 PM	0	0	0	0	0	0	0	0	0	0	0	0	1	0	1	0	2	29
3:05 PM	0	1	0	0	0	0	0	0	0	1	0	0	0	0	0	0	2	30
3:10 PM	0	0	0	0	0	0	0	0	0	1	0	0	0	0	1	0	2	30
3:15 PM	0	0	0	0	0	0	0	0	0	0	0	0	0	0	0	0	0	29
3:20 PM	1	1	0	0	1	0	1	0	0	0	0	0	0	1	0	0	5	32
3:25 PM	0	0	0	0	0	1	0	0	0	1	0	0	0	0	0	0	2	28
3:30 PM	0	0	0	0	0	1	0	0	0	0	0	0	1	0	0	0	2	27
3:35 PM	1	0	0	0	0	0	2	0	0	0	0	0	0	0	1	0	4	29
3:40 PM	0	1	1	0	0	0	0	0	0	0	0	0	0	1	0	0	3	30
3:45 PM	0	1	0	0	0	0	0	0	1	0	0	0	0	1	0	0	3	30
3:50 PM	0	0	1	0	1	0	0	0	0	0	0	0	0	1	0	0	3	31
3:55 PM	0	0	0	0	0	0	0	0	0	1	0	0	1	1	1	0	4	32
4:00 PM	0	0	0	0	0	0	0	0	0	0	0	0	0	1	0	0	1	31
4:05 PM	0	0	0	0	0	0	0	0	0	0	0	0	0	1	0	0	1	30
4:10 PM	0	0	0	0	0	0	0	0	0	0	0	0	0	2	0	0	2	30
4:15 PM	0	1	0	0	0	0	0	0	0	2	0	0	0	0	0	0	3	33
4:20 PM	0	0	0	0	0	0	0	0	0	1	0	0	0	0	0	0	1	29
4:25 PM	0	0	0	0	0	0	0	0	0	1	0	0	0	0	0	0	1	28
4:30 PM	0	0	0	0	0	0	0	0	0	0	0	0	1	1	0	0	2	28
4:35 PM	0	0	0	0	1	0	0	0	0	0	0	0	0	1	0	0	2	26
4:40 PM	0	0	1	0	0	0	0	0	0	0	0	0	0	1	1	0	3	26
4:45 PM	0	0	0	0	0	0	0	0	0	0	0	0	0	1	0	0	1	24
4:50 PM	0	0	0	0	0	0	0	0	0	0	0	0	0	0	0	0	0	21
4:55 PM	0	0	0	0	0	0	0	0	0	0	0	0	0	0	0	0	0	17
5:00 PM	0	0	0	0	1	0	0	0	0	1	0	0	0	0	0	0	2	18
5:05 PM	0	0	0	0	0	0	0	0	0	0	0	0	0	0	0	0	0	17
5:10 PM	0	0	0	0	0	0	0	0	0	1	0	0	0	0	0	0	1	16
5:15 PM	0	0	0	0	0	0	0	0	0	0	0	0	0	0	0	0	0	13
5:20 PM	1	1	1	0	0	1	0	0	0	0	0	0	0	0	0	0	4	16
5:25 PM	0	1	0	0	1	0	0	0	0	0	0	0	1	1	0	0	4	19
5:30 PM	0	0	0	0	1	0	0	0	0	0	0	0	0	0	0	0	1	18
5:35 PM	0	0	0	0	0	0	0	0	0	1	0	0	1	1	0	0	3	19
5:40 PM	0	0	0	0	0	0	0	0	0	2	0	0	0	1	0	0	3	19
5:45 PM	0	0	0	0	0	0	0	0	0	1	0	0	0	0	0	0	1	19

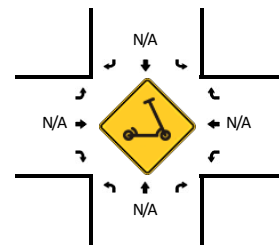
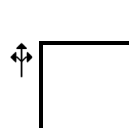
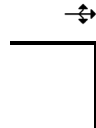
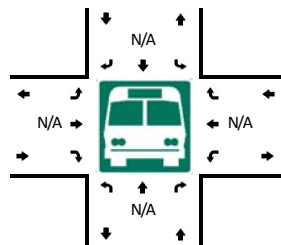
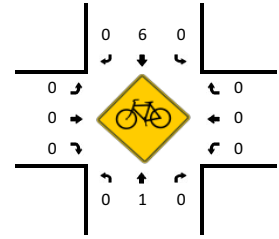
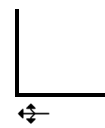
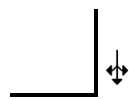
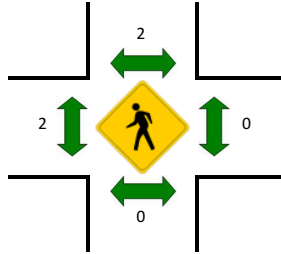
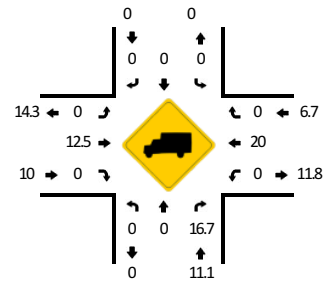
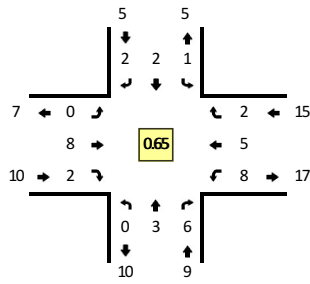
5-Min Count Period Beginning At	SE 29th Ave (Northbound)				SE 29th Ave (Southbound)				SE Malcolm St (Eastbound)				SE Malcolm St (Westbound)				Total	Hourly Totals	
	Left	Thru	Right	U	Left	Thru	Right	U	Left	Thru	Right	U	Left	Thru	Right	U			
5:50 PM	0	0	0	0	0	0	0	0	0	0	0	0	0	0	0	0	0	0	19
5:55 PM	0	0	0	0	0	0	0	0	0	0	0	0	0	1	0	0	0	1	20
6:00 PM	0	0	0	0	0	0	0	0	0	0	1	0	0	0	0	0	0	1	19
6:05 PM	0	0	0	0	0	0	0	0	0	0	0	0	0	0	0	0	0	0	19
6:10 PM	0	0	1	0	0	0	0	0	0	0	0	0	0	0	0	0	0	1	19
6:15 PM	0	0	0	0	0	0	0	0	0	0	1	0	0	0	0	0	0	1	20
6:20 PM	0	1	1	0	0	0	0	0	0	0	1	0	0	0	1	0	0	4	20
6:25 PM	0	0	0	0	0	1	1	1	0	0	0	0	0	3	0	0	0	5	21
6:30 PM	0	0	0	0	1	0	0	0	0	0	0	1	0	0	0	0	0	2	22
6:35 PM	0	0	0	0	0	0	0	0	0	0	0	0	0	0	0	0	0	0	19
6:40 PM	0	1	0	0	0	0	0	0	0	0	0	0	0	0	0	0	0	1	17
6:45 PM	0	0	0	0	0	0	0	0	0	0	0	0	0	0	0	0	0	0	16
6:50 PM	0	0	0	0	0	0	0	0	0	0	0	0	0	2	0	0	0	2	18
6:55 PM	0	1	1	0	0	0	0	0	0	0	0	0	0	1	0	0	0	3	20
7:00 PM	0	0	0	0	0	0	0	0	0	0	0	0	0	0	0	0	0	0	19
7:05 PM	0	0	0	0	0	0	0	0	0	0	0	0	0	0	0	0	0	0	19
7:10 PM	0	1	0	0	0	0	0	0	0	0	1	0	0	0	0	0	0	2	20
7:15 PM	0	0	0	0	1	0	0	0	0	0	0	0	0	0	0	0	0	1	20
7:20 PM	0	0	0	0	0	0	0	0	0	0	0	0	0	0	1	0	0	1	17
7:25 PM	0	0	0	0	1	1	0	0	0	0	0	0	0	0	0	0	0	2	14
7:30 PM	0	0	0	0	0	0	0	0	0	0	1	0	0	0	0	0	0	1	13
7:35 PM	0	1	0	0	0	1	0	0	0	0	0	0	0	0	1	0	0	3	16
7:40 PM	0	0	0	0	0	0	0	0	0	0	0	0	0	0	0	0	0	0	15
7:45 PM	0	0	0	0	0	0	0	0	0	0	0	0	0	0	0	1	0	1	16
7:50 PM	0	0	0	0	0	0	0	0	0	0	0	0	0	0	0	0	0	0	14
7:55 PM	0	0	0	0	0	0	0	0	0	0	0	0	0	0	0	0	0	0	11
8:00 PM	0	0	0	0	0	0	0	0	0	0	0	0	0	0	0	0	0	0	11
8:05 PM	0	0	0	0	1	0	0	0	0	0	0	0	0	0	0	0	0	1	12
8:10 PM	0	0	0	0	0	0	0	0	0	0	0	0	0	0	0	0	0	0	10
8:15 PM	0	0	0	0	0	0	0	0	0	0	0	0	0	1	0	0	0	1	10
8:20 PM	0	0	0	0	0	0	0	0	0	0	0	0	0	0	0	0	0	0	9
8:25 PM	0	0	0	0	0	0	0	0	0	0	0	0	0	1	0	0	0	1	8
8:30 PM	0	1	0	0	0	0	0	0	0	0	0	0	0	1	0	0	0	2	9
8:35 PM	0	0	0	0	0	0	0	0	0	0	0	0	0	0	0	0	0	0	6
8:40 PM	0	0	1	0	0	1	0	0	0	0	0	0	0	0	0	0	0	2	8
8:45 PM	0	0	1	0	0	0	0	0	0	0	0	0	0	0	0	0	0	1	8
8:50 PM	0	0	0	0	0	0	0	0	0	0	1	0	0	0	1	0	0	2	10
8:55 PM	0	1	0	0	0	0	0	0	0	0	0	0	0	0	0	0	0	1	11
9:00 PM	0	0	0	0	0	0	0	0	0	0	0	0	0	0	1	0	0	1	12
9:05 PM	0	0	0	0	0	0	0	0	0	0	0	0	0	0	0	0	0	0	11
9:10 PM	0	0	0	0	0	1	0	0	0	0	0	0	0	0	0	0	0	1	12
9:15 PM	0	0	0	0	0	0	0	0	0	0	1	0	0	0	0	0	0	1	12
9:20 PM	0	0	0	0	0	0	0	0	0	0	0	0	0	1	0	0	0	1	13
9:25 PM	0	0	0	0	0	0	0	0	0	0	0	0	0	1	0	0	0	1	13
9:30 PM	0	0	0	0	0	0	0	0	0	0	0	0	0	0	0	0	0	0	11
9:35 PM	0	0	0	0	0	0	0	0	0	0	0	0	0	2	0	0	0	2	13
9:40 PM	0	0	0	0	0	0	0	0	0	0	0	0	0	0	0	0	0	0	11
9:45 PM	0	0	0	0	0	0	0	0	0	0	0	0	0	0	0	0	0	0	10
9:50 PM	0	0	0	0	0	1	0	0	0	0	0	0	0	1	0	0	0	2	10
9:55 PM	0	0	0	0	0	0	0	0	0	0	0	0	0	0	0	0	0	0	9
10:00 PM	0	0	0	0	0	0	0	0	0	0	0	0	0	0	0	0	0	0	8
10:05 PM	0	0	0	0	0	0	0	0	0	0	1	0	0	0	1	0	0	2	10
10:10 PM	0	0	0	0	0	0	0	1	0	0	0	0	0	0	0	0	0	1	10
10:15 PM	0	0	0	0	0	0	0	0	0	0	0	0	0	0	0	0	0	0	9
10:20 PM	0	0	0	0	0	0	0	0	0	0	0	0	0	0	0	0	0	0	8
10:25 PM	0	0	0	0	0	0	0	0	0	0	0	0	0	0	0	0	0	0	7
10:30 PM	0	0	0	0	0	0	0	0	0	0	0	0	0	0	0	0	0	0	7
10:35 PM	0	0	0	0	0	0	0	0	0	0	0	0	0	1	0	0	0	1	6
10:40 PM	0	0	0	0	0	0	0	0	0	0	0	0	0	1	0	0	0	1	7
10:45 PM	0	0	0	0	0	1	0	0	0	0	0	0	0	0	0	0	0	1	8
10:50 PM	0	0	0	0	0	0	0	0	0	0	0	0	0	0	0	0	0	0	6
10:55 PM	0	0	0	0	0	0	0	0	0	0	0	0	0	0	0	0	0	0	6
11:00 PM	0	0	0	0	0	0	0	0	0	0	0	0	0	0	0	0	0	0	6
11:05 PM	0	0	0	0	0	0	0	0	0	0	0	0	0	0	0	0	0	0	4
11:10 PM	0	0	0	0	0	0	0	0	0	0	0	0	0	0	0	0	0	0	3
11:15 PM	0	0	0	0	0	1	0	0	0	0	0	0	0	0	0	0	0	0	3
11:20 PM	0	0	0	0	0	0	0	0	0	0	0	0	0	0	0	0	0	0	3
11:25 PM	0	0	0	0	0	0	0	0	0	0	0	0	0	0	0	0	0	0	3
11:30 PM	0	0	0	0	0	0	0	0	0	0	0	0	0	0	0	0	0	0	3
11:35 PM	0	0	0	0	0	0	0	0	0	0	0	0	0	0	0	0	0	0	2
11:40 PM	0	0	0	0	0	0	0	0	0	0	0	0	0	0	0	0	0	0	1
11:45 PM	0	0	0	0	0	0	0	0	0	0	0	0	0	0	0	0	0	0	0
11:50 PM	0	0	0	0	0	0	0	0	0	0	0	0	0	0	0	0	0	0	0
11:55 PM	0	0	0	0	0	0	0	0	0	0	0	0	0	0	0	0	0	0	0
Peak 15-Min Flowrates	Northbound				Southbound				Eastbound				Westbound				Total		
	Left	Thru	Right	U	Left	Thru	Right	U	Left	Thru	Right	U	Left	Thru	Right	U			
All Vehicles	4	8	4	0	0	0	8	0	4	0	0	0	0	8	4	0	40		
Heavy Trucks	0	0	4		0	0	0		4	0	0		0	4	4		16		
Buses																			
Pedestrians		0				0				0				0			0		
Bicycles	0	0	0		0	8	0		0	0	0		0	0	0		8		
Scoters																			

Comments:

**LOCATION:** SE 29th Ave -- SE Boyd St  
**CITY/STATE:** Milwaukie, OR

**QC JOB #:** 15923826  
**DATE:** Tue, Sep 20 2022

Peak-Hour: 2:50 PM -- 3:50 PM  
 Peak 15-Min: 3:20 PM -- 3:35 PM



5-Min Count Period Beginning At	SE 29th Ave (Northbound)				SE 29th Ave (Southbound)				SE Boyd St (Eastbound)				SE Boyd St (Westbound)				Total	Hourly Totals
	Left	Thru	Right	U	Left	Thru	Right	U	Left	Thru	Right	U	Left	Thru	Right	U		
12:00 AM	0	0	0	0	0	0	0	0	0	0	0	0	0	0	0	0	0	
12:05 AM	0	0	0	0	0	0	0	0	0	0	0	0	0	0	0	0	0	
12:10 AM	0	0	0	0	0	0	0	0	0	0	0	0	0	0	0	0	0	
12:15 AM	0	0	0	0	0	0	0	0	0	0	0	0	0	0	0	0	0	
12:20 AM	0	0	0	0	0	0	0	0	0	0	0	0	0	0	0	0	0	
12:25 AM	0	0	0	0	0	0	0	0	0	0	0	0	0	0	0	0	0	
12:30 AM	0	0	0	0	0	0	0	0	0	0	0	0	0	0	0	0	0	
12:35 AM	0	0	0	0	0	0	0	0	0	0	0	0	0	0	0	0	0	
12:40 AM	0	0	0	0	0	0	0	0	0	0	0	0	0	0	0	0	0	
12:45 AM	0	0	0	0	0	0	0	0	0	0	0	0	0	0	0	0	0	
12:50 AM	0	0	0	0	0	0	0	0	0	0	0	0	0	0	0	0	0	
12:55 AM	0	0	0	0	0	0	0	0	0	0	0	0	0	0	0	0	0	
1:00 AM	0	0	0	0	0	0	0	0	0	0	0	0	0	0	0	0	0	
1:05 AM	0	0	0	0	0	0	0	0	0	0	0	0	0	0	0	0	0	
1:10 AM	0	0	0	0	0	0	0	0	0	0	0	0	0	0	0	0	0	
1:15 AM	0	0	0	0	0	0	0	0	0	0	0	0	0	0	0	0	0	
1:20 AM	0	0	0	0	0	0	0	0	0	0	0	0	0	0	0	0	0	
1:25 AM	0	0	0	0	0	0	0	0	0	0	0	0	0	0	0	0	0	
1:30 AM	0	0	0	0	0	0	0	0	0	0	0	0	0	0	0	0	0	
1:35 AM	0	0	0	0	0	0	0	0	0	0	0	0	0	0	0	0	0	
1:40 AM	0	0	0	0	0	0	0	0	0	0	0	0	0	0	0	0	0	
1:45 AM	0	0	0	0	0	0	0	0	0	0	0	0	0	0	0	0	0	
1:50 AM	0	0	0	0	0	0	0	0	0	0	0	0	0	0	0	0	0	
1:55 AM	0	0	0	0	0	0	0	0	0	0	0	0	0	0	0	0	0	
2:00 AM	0	0	0	0	0	0	0	0	0	0	0	0	0	0	0	0	0	
2:05 AM	0	0	0	0	0	0	0	0	0	0	0	0	0	0	0	0	0	
2:10 AM	0	0	0	0	0	0	0	0	0	0	0	0	0	1	0	0	1	
2:15 AM	0	0	0	0	0	0	0	0	0	0	0	0	0	0	0	0	1	
2:20 AM	0	0	0	0	0	0	0	0	0	0	0	0	0	0	0	0	1	
2:25 AM	0	0	0	0	0	0	0	0	0	0	0	0	0	0	0	0	1	
2:30 AM	0	0	0	0	0	0	0	0	0	0	0	0	0	0	0	0	1	
2:35 AM	0	0	0	0	0	0	0	0	0	0	0	0	0	0	0	0	1	
2:40 AM	0	0	0	0	0	0	0	0	0	0	0	0	0	0	0	0	1	
2:45 AM	0	0	0	0	0	0	0	0	0	0	0	0	0	0	0	0	1	
2:50 AM	0	0	0	0	0	0	0	0	0	0	0	0	0	0	0	0	1	
2:55 AM	0	0	0	0	0	0	0	0	0	0	0	0	0	0	0	0	1	
3:00 AM	0	0	0	0	0	0	0	0	0	0	0	0	0	0	0	0	1	
3:05 AM	0	0	0	0	0	0	0	0	0	0	0	0	0	0	0	0	0	
3:10 AM	0	0	0	0	0	0	0	0	0	0	0	0	0	0	0	0	0	

5-Min Count Period Beginning At	SE 29th Ave (Northbound)				SE 29th Ave (Southbound)				SE Boyd St (Eastbound)				SE Boyd St (Westbound)				Total	Hourly Totals
	Left	Thru	Right	U	Left	Thru	Right	U	Left	Thru	Right	U	Left	Thru	Right	U		
3:15 AM	0	0	0	0	0	0	0	0	0	0	0	0	0	0	0	0	0	0
3:20 AM	0	0	0	0	0	0	0	0	0	0	0	0	0	0	0	0	0	0
3:25 AM	0	0	0	0	0	0	0	0	0	0	0	0	0	0	0	0	0	0
3:30 AM	0	0	0	0	0	0	0	0	0	0	0	0	0	0	0	0	0	0
3:35 AM	0	0	0	0	0	0	0	0	0	0	0	0	0	0	0	0	0	0
3:40 AM	0	0	0	0	0	0	0	0	0	0	0	0	0	0	0	0	0	0
3:45 AM	0	0	0	0	0	0	0	0	0	0	0	0	0	0	0	0	0	0
3:50 AM	0	0	0	0	0	0	0	0	0	0	0	0	0	0	0	0	0	0
3:55 AM	0	0	0	0	0	0	0	0	0	0	0	0	0	0	0	0	0	0
4:00 AM	0	0	0	0	0	0	0	0	0	0	0	0	0	0	0	0	0	0
4:05 AM	0	0	0	0	0	0	0	0	0	0	0	0	0	0	0	0	0	0
4:10 AM	0	0	0	0	0	0	0	0	0	0	0	0	0	0	0	0	0	0
4:15 AM	0	1	0	0	0	0	0	0	0	0	0	0	0	0	0	0	1	1
4:20 AM	0	0	0	0	0	0	0	0	0	0	0	0	1	0	0	0	1	2
4:25 AM	0	0	0	0	0	0	0	0	0	0	0	0	0	0	0	0	0	2
4:30 AM	0	0	0	0	0	0	0	0	0	0	0	0	0	0	0	0	0	2
4:35 AM	0	0	0	0	0	0	0	0	0	0	0	0	0	0	0	0	0	2
4:40 AM	0	0	0	0	0	0	0	0	0	0	0	0	0	0	0	0	0	2
4:45 AM	0	0	0	0	0	0	0	0	0	0	0	0	0	0	0	0	0	2
4:50 AM	0	0	0	0	0	0	0	0	0	1	0	0	0	0	0	0	1	3
4:55 AM	0	0	0	0	0	0	0	0	0	0	0	0	0	0	0	0	0	3
5:00 AM	0	0	0	0	0	0	0	0	0	0	0	0	0	0	0	0	0	3
5:05 AM	0	0	0	0	0	0	0	0	0	0	0	0	0	0	0	0	0	3
5:10 AM	0	0	0	0	0	0	0	0	0	0	0	0	0	0	0	0	0	3
5:15 AM	0	0	0	0	0	0	0	0	0	0	0	0	0	0	0	0	0	2
5:20 AM	0	0	0	0	0	0	0	0	0	1	0	0	0	0	0	0	1	2
5:25 AM	0	0	0	0	0	0	0	0	0	0	0	0	0	0	0	0	0	2
5:30 AM	0	0	0	0	0	0	0	0	0	0	0	0	0	0	0	0	0	2
5:35 AM	0	0	0	0	0	0	0	0	0	0	0	0	0	0	0	0	0	2
5:40 AM	0	0	0	0	0	0	0	0	0	0	0	0	0	0	0	0	0	2
5:45 AM	0	0	0	0	0	0	0	0	0	0	0	0	0	0	0	0	0	2
5:50 AM	0	0	0	0	0	0	0	0	0	0	0	0	0	0	0	0	0	1
5:55 AM	0	0	0	0	0	0	0	0	0	0	0	0	0	0	0	0	0	1
6:00 AM	0	0	0	0	1	0	0	0	0	0	0	0	0	0	0	0	1	2
6:05 AM	0	0	0	0	0	0	0	0	0	0	0	0	0	0	0	0	0	2
6:10 AM	0	0	0	0	0	0	0	0	0	0	0	0	0	0	0	0	0	2
6:15 AM	0	1	0	0	0	1	0	0	0	0	0	0	0	0	0	0	2	4
6:20 AM	0	0	0	0	0	0	0	0	0	1	0	0	0	0	0	0	1	4
6:25 AM	0	0	0	0	0	0	0	0	0	0	0	0	0	0	0	0	0	4
6:30 AM	0	0	0	0	0	0	0	0	0	1	0	0	0	0	0	0	1	5
6:35 AM	0	0	0	0	0	0	0	0	0	0	0	0	0	0	0	0	0	5
6:40 AM	0	0	0	0	0	0	0	0	0	1	0	0	0	0	0	0	1	6
6:45 AM	0	0	0	0	0	0	0	0	0	0	0	0	0	0	0	0	0	6
6:50 AM	0	0	0	0	0	0	0	0	0	0	0	0	0	0	0	0	0	6
6:55 AM	0	0	0	0	0	0	0	0	0	0	0	0	0	0	0	0	0	6
7:00 AM	0	0	0	0	0	0	0	0	0	0	0	0	0	0	0	0	0	5
7:05 AM	0	0	0	0	0	0	0	0	0	2	0	0	0	0	0	0	2	7
7:10 AM	0	0	0	0	0	0	0	0	0	0	0	0	0	0	0	0	0	7
7:15 AM	0	0	0	0	0	0	0	0	0	0	0	0	0	0	0	0	0	5
7:20 AM	0	1	1	0	0	0	0	0	0	0	0	0	0	0	0	0	2	6
7:25 AM	0	0	0	0	0	0	0	0	0	0	0	0	0	0	0	0	0	6
7:30 AM	0	0	0	0	0	1	0	0	0	2	0	0	0	0	0	0	3	8
7:35 AM	0	0	1	0	0	1	0	0	0	0	0	0	1	0	0	0	3	11
7:40 AM	0	0	0	0	0	0	0	0	0	0	0	0	0	1	0	0	1	11
7:45 AM	0	0	1	0	0	0	0	0	0	0	0	0	0	0	0	0	1	12
7:50 AM	0	0	0	0	0	0	0	0	0	1	0	0	0	0	0	0	1	13
7:55 AM	0	0	0	0	0	0	0	0	0	0	0	0	0	0	0	0	0	13
8:00 AM	0	0	0	0	0	0	0	0	0	1	0	0	0	0	0	0	1	14
8:05 AM	0	0	0	0	0	0	0	0	0	1	0	0	0	0	0	0	1	13
8:10 AM	0	1	0	0	0	0	0	0	0	0	0	0	0	1	0	0	2	15
8:15 AM	0	0	0	0	0	1	0	0	0	0	0	0	0	0	0	0	1	16
8:20 AM	0	0	0	0	0	0	0	0	0	0	0	0	0	0	0	0	0	14
8:25 AM	0	0	0	0	0	0	0	0	0	0	0	0	0	0	0	0	0	14
8:30 AM	0	0	0	0	0	0	0	0	0	0	0	0	0	0	0	0	0	11
8:35 AM	0	0	0	0	0	0	0	0	0	0	0	0	0	0	0	0	0	8
8:40 AM	0	1	0	0	1	0	0	0	0	0	0	0	0	0	0	0	2	9
8:45 AM	0	0	0	0	2	0	0	0	0	0	0	0	0	0	0	0	2	10
8:50 AM	0	0	0	0	0	1	0	0	0	3	0	0	0	1	0	0	5	14
8:55 AM	0	0	0	0	0	0	0	0	0	0	0	0	0	0	0	0	0	14
9:00 AM	0	0	0	0	0	0	1	0	0	1	1	0	0	1	0	0	4	17
9:05 AM	0	0	0	0	0	0	0	0	0	0	0	0	0	2	0	0	2	18
9:10 AM	0	0	0	0	0	0	0	0	0	1	0	0	0	1	0	0	2	18
9:15 AM	0	0	0	0	1	0	0	0	0	0	0	0	0	0	0	0	1	18
9:20 AM	0	0	0	0	0	0	0	0	0	0	0	0	0	1	0	0	1	19
9:25 AM	0	0	0	0	0	0	0	0	0	2	0	0	0	0	0	0	2	21
9:30 AM	0	1	0	0	0	0	0	0	0	0	0	0	0	2	1	0	4	25
9:35 AM	0	0	1	0	1	0	0	0	0	1	0	0	0	0	0	0	3	28
9:40 AM	0	0	1	0	0	0	0	0	0	0	0	0	0	0	0	0	1	27
9:45 AM	0	0	0	0	0	0	0	0	0	1	0	0	0	0	0	0	1	26
9:50 AM	0	0	0	0	0	0	0	0	0	0	0	0	0	0	1	0	1	22
9:55 AM	0	0	0	0	0	0	0	0	0	1	0	0	0	0	1	0	2	24
10:00 AM	0	0	0	0	0	0	0	0	0	1	0	0	0	0	0	0	1	21
10:05 AM	0	0	0	0	0	0	0	0	0	0	0	0	0	0	0	0	0	19
10:10 AM	0	0	1	0	0	0	0	0	0	0	0	0	0	1	0	0	2	19
10:15 AM	0	0	0	0	0	0	0	0	0	0	0	0	0	0	0	0	0	18
10:20 AM	0	0	0	0	0	0	0	0	0	0	0	0	0	0	0	0	0	17
10:25 AM	0	0	0	0	0	0	0	0	0	0	0	0	0	0	0	0	0	15
10:30 AM	0	0	0	0	0	0	0	0	0	0	0	0	0	1	0	0	1	12

5-Min Count Period Beginning At	SE 29th Ave (Northbound)				SE 29th Ave (Southbound)				SE Boyd St (Eastbound)				SE Boyd St (Westbound)				Total	Hourly Totals	
	Left	Thru	Right	U	Left	Thru	Right	U	Left	Thru	Right	U	Left	Thru	Right	U			
10:35 AM	0	0	1	0	0	0	0	0	0	0	0	0	0	1	0	0	0	2	11
10:40 AM	0	0	0	0	1	0	0	0	0	0	0	0	0	0	0	0	0	1	11
10:45 AM	0	0	1	0	0	0	0	0	0	1	0	0	0	0	0	0	0	2	12
10:50 AM	0	0	0	0	0	1	0	0	0	0	0	0	0	1	0	0	0	2	13
10:55 AM	0	0	0	0	0	0	0	0	0	1	0	0	0	0	0	0	0	1	12
11:00 AM	0	0	1	0	0	1	0	0	0	2	0	0	0	1	0	0	0	5	16
11:05 AM	0	0	0	0	1	0	0	0	0	2	0	0	0	1	0	0	0	4	20
11:10 AM	0	0	0	0	0	1	0	0	0	0	0	0	0	0	0	0	0	1	19
11:15 AM	0	0	0	0	0	0	0	0	0	0	0	0	0	0	0	0	0	0	19
11:20 AM	0	0	0	0	0	0	0	0	0	0	0	0	0	0	2	0	0	2	21
11:25 AM	0	0	0	0	0	0	0	0	0	1	0	0	0	1	0	0	0	2	23
11:30 AM	0	0	0	0	0	0	0	0	0	0	0	0	0	0	0	0	0	0	22
11:35 AM	0	0	1	0	0	0	1	0	0	0	0	0	0	0	0	0	0	2	22
11:40 AM	0	0	0	0	0	0	0	0	0	0	0	0	0	0	0	0	0	0	21
11:45 AM	0	0	1	0	0	0	0	0	0	1	0	0	1	2	0	0	0	5	24
11:50 AM	0	0	0	0	0	0	0	0	0	2	0	0	0	0	0	0	0	2	24
11:55 AM	0	0	0	0	0	0	0	0	0	0	0	0	0	0	0	0	0	0	23
12:00 PM	0	1	0	0	0	0	0	0	0	0	0	0	0	0	0	0	0	1	19
12:05 PM	0	0	0	0	0	0	0	0	0	1	0	0	1	0	0	0	0	2	17
12:10 PM	0	0	0	0	0	0	0	0	0	1	0	0	0	0	0	0	0	1	17
12:15 PM	0	0	0	0	1	0	1	0	0	2	0	0	0	0	0	0	0	4	21
12:20 PM	0	0	0	0	0	0	0	0	1	1	0	0	1	0	0	0	0	2	21
12:25 PM	0	0	2	0	0	0	0	0	0	0	0	0	0	2	0	0	0	4	23
12:30 PM	0	0	0	0	0	0	0	0	0	1	0	0	0	0	0	0	0	1	24
12:35 PM	0	0	0	0	0	1	0	0	0	0	0	0	0	0	0	0	0	1	23
12:40 PM	0	0	0	0	0	0	0	0	0	0	0	0	1	1	0	0	0	2	25
12:45 PM	0	0	0	0	0	0	0	0	0	1	0	0	0	0	0	0	0	1	21
12:50 PM	0	0	0	0	0	0	0	0	0	0	0	0	0	0	0	0	0	0	19
12:55 PM	0	0	1	0	0	0	0	0	0	0	0	0	0	0	0	0	0	1	20
1:00 PM	0	0	0	0	0	0	0	0	0	0	0	0	0	0	0	0	0	0	19
1:05 PM	0	0	0	0	0	0	0	0	0	0	0	0	1	0	1	0	0	2	19
1:10 PM	0	0	1	0	0	0	0	0	0	0	0	0	0	0	0	0	0	1	19
1:15 PM	0	0	0	0	0	0	0	0	0	1	0	0	0	0	0	0	0	1	16
1:20 PM	0	0	0	0	0	0	0	0	0	1	0	0	0	1	0	0	0	2	16
1:25 PM	0	0	0	0	0	1	0	0	0	1	0	0	0	1	0	0	0	3	15
1:30 PM	0	0	0	0	0	0	0	0	0	0	0	0	0	0	1	0	0	1	15
1:35 PM	0	0	0	0	0	0	0	0	0	0	0	0	0	0	0	0	0	0	14
1:40 PM	0	0	1	0	0	1	0	0	0	0	0	0	0	0	1	0	0	3	15
1:45 PM	0	0	0	0	0	0	0	0	0	0	0	0	0	0	0	0	0	0	14
1:50 PM	0	0	0	0	0	0	0	0	0	0	0	0	0	0	1	0	0	1	15
1:55 PM	0	1	1	0	0	1	0	0	0	0	0	0	0	0	0	0	0	3	17
2:00 PM	0	0	0	0	0	1	0	0	0	0	0	0	0	0	0	0	0	1	18
2:05 PM	0	0	0	0	1	0	0	0	0	1	0	0	0	1	0	0	0	3	19
2:10 PM	0	0	0	0	0	0	0	0	0	0	0	0	0	0	1	0	0	1	19
2:15 PM	0	0	0	0	0	0	0	0	0	0	0	0	0	0	0	0	0	0	18
2:20 PM	0	0	1	0	2	0	0	0	0	2	0	0	0	0	0	0	0	5	21
2:25 PM	0	2	1	0	0	0	0	0	0	0	0	0	0	2	0	0	0	5	23
2:30 PM	1	1	0	0	1	0	0	0	0	0	0	0	0	0	0	0	0	3	25
2:35 PM	0	0	0	0	0	0	0	0	0	0	0	0	0	0	0	0	0	0	25
2:40 PM	0	0	0	0	0	1	0	0	0	0	0	0	0	1	0	0	0	2	24
2:45 PM	0	1	0	0	0	0	0	0	0	1	0	0	0	0	0	0	0	2	26
2:50 PM	0	1	0	0	0	0	0	0	0	0	0	0	0	0	0	0	0	1	26
2:55 PM	0	0	1	0	0	1	0	0	0	1	0	0	1	0	0	0	0	4	27
3:00 PM	0	1	0	0	0	0	0	0	0	1	0	0	0	0	0	0	0	2	28
3:05 PM	0	1	1	0	0	0	0	0	0	0	0	0	0	1	0	0	0	3	28
3:10 PM	0	0	0	0	0	0	0	0	0	2	0	0	0	0	0	0	0	2	29
3:15 PM	0	0	0	0	0	0	1	0	0	0	0	0	0	0	0	0	0	1	30
3:20 PM	0	0	0	0	0	1	0	0	0	0	1	0	0	1	1	0	0	4	29
3:25 PM	0	0	0	0	1	0	0	0	0	1	1	0	0	1	0	0	0	4	28
3:30 PM	0	0	0	0	0	0	1	0	0	0	1	1	0	1	1	1	1	7	32
3:35 PM	0	0	1	0	0	0	0	0	0	0	0	0	2	0	0	0	0	3	35
3:40 PM	0	0	1	0	0	0	0	0	0	1	0	0	0	1	0	0	0	3	36
3:45 PM	0	0	2	0	0	0	0	0	0	0	0	0	1	0	1	1	1	5	39
3:50 PM	0	0	0	0	0	0	0	0	0	0	0	0	1	0	0	0	0	1	39
3:55 PM	0	0	1	0	0	0	0	0	0	0	0	0	0	0	0	0	0	1	36
4:00 PM	0	0	0	0	0	0	0	0	0	0	0	0	0	1	0	0	0	1	35
4:05 PM	0	0	0	0	0	0	0	0	0	0	0	0	0	0	1	0	0	1	33
4:10 PM	0	0	0	0	0	0	0	0	0	1	0	0	0	3	1	0	0	5	36
4:15 PM	0	1	0	0	0	0	0	0	0	1	0	0	0	2	0	0	0	4	39
4:20 PM	0	0	0	0	0	0	0	0	0	0	0	0	1	0	2	0	0	3	38
4:25 PM	0	0	0	0	0	0	0	0	0	1	0	0	0	2	0	0	0	3	37
4:30 PM	0	0	0	0	0	0	0	0	0	0	0	0	0	1	0	0	0	1	31
4:35 PM	0	0	0	0	0	0	0	0	0	0	0	0	0	2	0	0	0	2	30
4:40 PM	0	0	0	0	0	0	0	0	0	1	0	0	0	0	1	0	0	2	29
4:45 PM	0	0	0	0	0	0	0	0	0	1	0	0	0	0	0	0	0	1	25
4:50 PM	0	0	0	0	0	0	0	0	0	0	0	0	0	1	0	0	0	1	25
4:55 PM	0	0	1	0	0	0	0	0	0	0	0	0	0	0	0	0	0	1	25
5:00 PM	0	0	0	0	0	0	0	0	0	1	0	0	0	0	0	0	0	1	25
5:05 PM	0	0	0	0	0	0	0	0	0	1	0	0	1	0	0	0	0	2	26
5:10 PM	0	0	0	0	0	0	0	0	0	1	0	0	0	0	0	0	0	1	22
5:15 PM	0	0	0	0	0	0	0	0	0	0	0	0	0	0	0	0	0	0	18
5:20 PM	0	0	0	0	0	1	0	0	0	0	0	0	0	2	0	0	0	3	18
5:25 PM	0	0	0	0	0	0	0	0	0	0	0	0	0	0	0	0	0	0	15
5:30 PM	0	0	0	0	0	0	0	0	0	1	0	0	1	0	0	0	0	2	16
5:35 PM	0	0	0	0	0	0	0	0	0	0	0	0	0	1	0	0	0	1	15
5:40 PM	0	0	0	0	0	0	0	0	0	0	0	0	0	0	0	0	0	0	13
5:45 PM	0	0	1	0	0	0	0	0	0	0	0	0	0	2	0	0	0	3	15

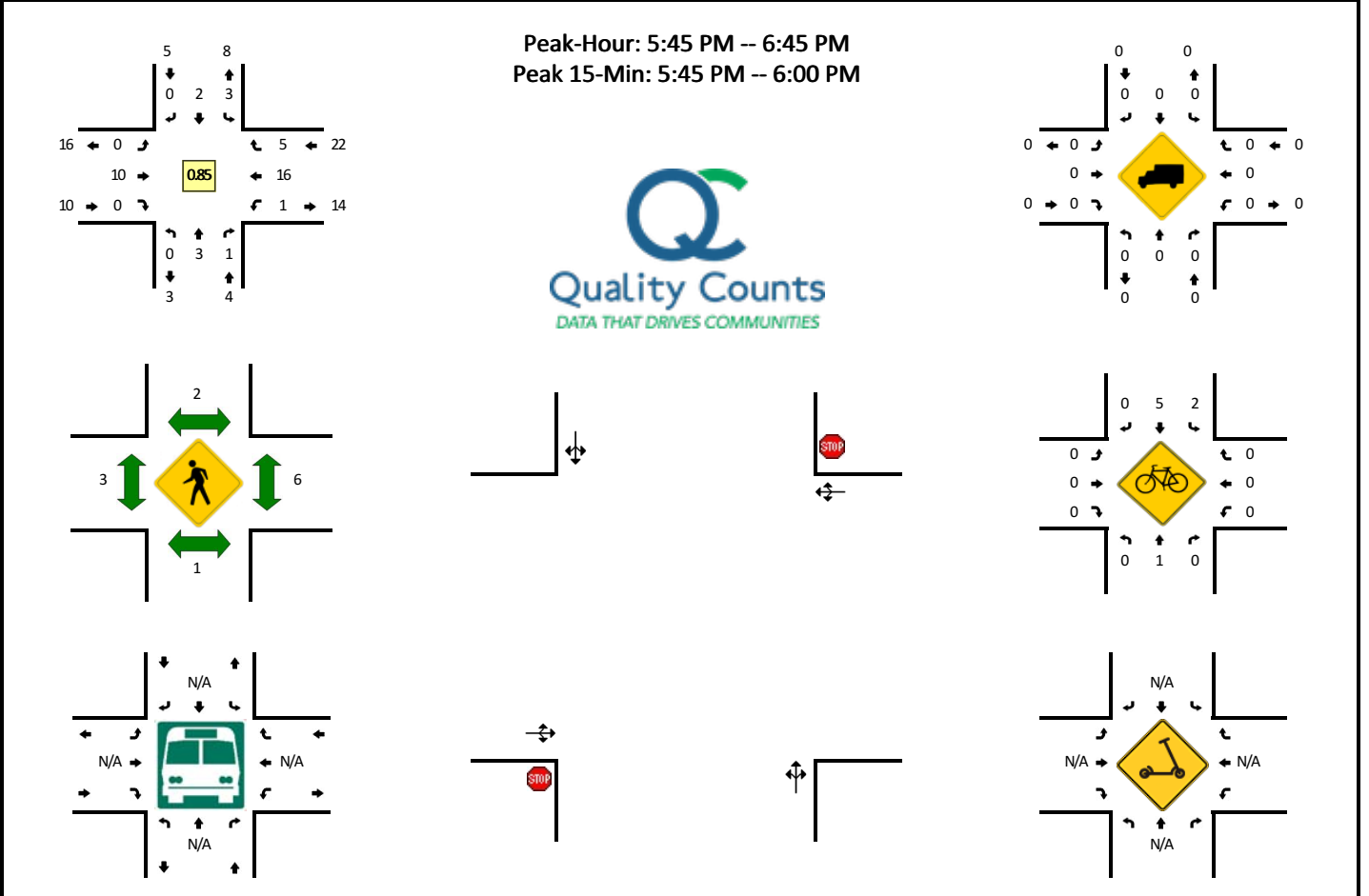
5-Min Count Period Beginning At	SE 29th Ave (Northbound)				SE 29th Ave (Southbound)				SE Boyd St (Eastbound)				SE Boyd St (Westbound)				Total	Hourly Totals
	Left	Thru	Right	U	Left	Thru	Right	U	Left	Thru	Right	U	Left	Thru	Right	U		
5:50 PM	0	0	0	0	0	0	0	0	0	1	0	0	0	0	0	0	1	15
5:55 PM	0	0	0	0	0	0	0	0	0	0	1	0	0	0	0	0	1	15
6:00 PM	0	0	0	0	0	0	0	0	0	0	0	0	0	1	0	0	1	15
6:05 PM	0	0	0	0	0	0	0	0	0	0	0	0	0	0	0	0	0	13
6:10 PM	0	0	0	0	0	0	0	0	0	0	0	0	0	2	0	0	2	14
6:15 PM	0	0	0	0	0	0	0	0	0	0	1	0	0	0	0	0	1	15
6:20 PM	0	1	0	0	1	0	0	0	0	0	0	0	0	0	1	0	3	15
6:25 PM	0	0	0	0	0	2	0	0	0	0	0	0	0	1	0	0	3	18
6:30 PM	0	0	0	0	0	0	0	0	0	0	0	0	0	0	0	0	0	16
6:35 PM	0	0	0	0	0	0	0	0	0	0	0	0	0	0	1	0	1	16
6:40 PM	0	1	0	0	0	0	0	0	0	0	0	0	0	0	0	0	1	17
6:45 PM	0	0	0	0	0	0	0	0	0	0	0	0	1	2	0	0	3	17
6:50 PM	0	0	0	0	0	0	0	0	0	0	0	0	0	0	0	0	0	16
6:55 PM	0	1	0	0	1	0	0	0	0	0	0	0	0	0	0	0	2	17
7:00 PM	0	0	0	0	0	0	0	0	0	0	0	0	0	2	0	0	2	18
7:05 PM	0	0	0	0	0	0	0	0	0	0	0	0	0	2	1	0	3	21
7:10 PM	0	1	0	0	0	0	0	0	0	0	1	0	0	0	0	0	2	21
7:15 PM	0	0	0	0	0	0	0	0	0	0	0	1	0	0	1	0	2	22
7:20 PM	0	0	0	0	1	0	0	0	0	0	0	0	2	0	1	0	4	23
7:25 PM	0	0	0	0	0	0	0	0	0	0	0	0	1	0	0	0	1	21
7:30 PM	0	0	0	0	0	0	0	0	0	0	0	0	0	0	0	0	0	21
7:35 PM	0	1	0	0	0	1	0	0	0	0	1	0	0	0	0	0	3	23
7:40 PM	0	0	0	0	0	0	0	0	0	0	0	0	0	0	0	0	0	22
7:45 PM	0	0	0	0	0	0	0	0	0	0	0	0	0	1	0	0	1	20
7:50 PM	0	0	0	0	0	0	0	0	0	0	0	0	0	0	0	0	0	20
7:55 PM	0	0	0	0	0	0	0	0	0	0	1	0	0	0	0	0	1	19
8:00 PM	0	0	0	0	0	0	0	0	0	0	0	0	0	1	0	0	1	18
8:05 PM	0	0	0	0	0	0	0	0	0	0	0	0	0	0	0	0	0	15
8:10 PM	0	0	0	0	0	0	0	0	0	0	0	0	0	0	0	0	0	13
8:15 PM	0	0	0	0	0	0	0	0	0	0	0	0	0	0	1	0	1	12
8:20 PM	0	0	0	0	0	0	0	0	0	0	0	0	0	0	0	0	0	8
8:25 PM	0	0	0	0	0	0	0	0	0	0	0	0	0	0	0	0	0	7
8:30 PM	0	1	0	0	0	0	0	0	0	0	0	0	0	0	0	0	1	8
8:35 PM	0	0	0	0	0	0	0	0	0	0	0	0	0	0	0	0	0	5
8:40 PM	0	0	0	0	0	0	0	0	0	0	0	0	0	0	0	0	0	5
8:45 PM	0	0	0	0	0	0	0	0	0	0	0	0	0	0	0	0	0	4
8:50 PM	0	0	0	0	0	0	0	0	0	0	0	0	0	0	0	0	0	4
8:55 PM	0	0	0	0	0	0	0	0	0	0	0	0	0	1	0	0	1	4
9:00 PM	0	0	1	0	0	0	0	0	0	0	0	0	0	0	0	0	1	4
9:05 PM	0	0	0	0	0	0	0	0	0	0	0	0	0	1	0	0	1	5
9:10 PM	0	0	0	0	0	0	0	0	0	0	0	0	0	0	0	0	0	5
9:15 PM	0	0	0	0	0	0	0	0	0	0	0	0	0	0	0	0	0	4
9:20 PM	0	0	0	0	0	0	0	0	0	0	0	0	0	0	0	0	0	4
9:25 PM	0	0	0	0	0	0	0	0	0	0	0	0	0	0	0	0	0	4
9:30 PM	0	0	0	0	0	0	0	0	0	0	0	0	0	0	0	0	0	3
9:35 PM	0	0	0	0	0	0	0	0	0	0	0	0	0	0	0	0	0	3
9:40 PM	0	0	0	0	0	0	0	0	0	0	0	0	0	0	0	0	0	3
9:45 PM	0	0	0	0	0	0	0	0	0	0	0	0	0	0	0	0	0	3
9:50 PM	0	0	0	0	0	0	0	0	0	0	0	0	0	0	0	0	0	3
9:55 PM	0	0	0	0	0	0	0	0	0	0	0	0	0	0	0	0	0	2
10:00 PM	0	0	0	0	0	0	0	0	0	0	0	0	0	0	0	0	0	1
10:05 PM	0	0	0	0	0	0	0	0	0	0	0	0	1	0	0	0	1	1
10:10 PM	0	0	0	0	0	0	0	0	0	0	0	0	0	0	0	0	0	1
10:15 PM	0	0	0	0	0	0	0	0	0	0	0	0	0	0	0	0	0	1
10:20 PM	0	0	0	0	0	0	0	0	0	0	0	0	0	0	0	0	0	1
10:25 PM	0	0	0	0	0	0	0	0	0	0	0	0	0	0	0	0	0	1
10:30 PM	0	0	0	0	0	0	0	0	0	0	0	0	0	0	0	0	0	1
10:35 PM	0	0	0	0	0	0	0	0	0	0	0	0	0	0	0	0	0	1
10:40 PM	0	0	0	0	0	0	0	0	0	0	0	0	0	0	0	0	0	1
10:45 PM	0	0	0	0	0	1	0	0	0	0	0	0	0	0	0	0	1	2
10:50 PM	0	0	0	0	0	0	0	0	0	0	0	0	0	1	0	0	1	3
10:55 PM	0	0	0	0	0	0	0	0	0	0	0	0	0	0	0	0	0	3
11:00 PM	0	0	0	0	0	0	0	0	0	0	0	0	0	0	0	0	0	3
11:05 PM	0	0	0	0	0	0	0	0	0	0	0	0	0	1	0	0	1	3
11:10 PM	0	0	0	0	0	0	0	0	0	0	0	0	0	0	0	0	0	3
11:15 PM	0	0	0	0	0	0	0	0	0	0	0	0	0	0	0	0	0	3
11:20 PM	0	0	0	0	0	0	0	0	0	0	0	0	0	0	0	0	0	3
11:25 PM	0	0	0	0	0	0	0	0	0	0	0	0	0	0	0	0	0	3
11:30 PM	0	0	0	0	1	0	0	0	0	0	0	0	0	0	0	0	1	4
11:35 PM	0	0	0	0	0	0	0	0	0	0	0	0	0	0	0	0	0	4
11:40 PM	0	0	0	0	0	0	0	0	0	0	0	0	0	0	0	0	0	4
11:45 PM	0	0	0	0	0	0	0	0	0	0	0	0	0	0	0	0	0	3
11:50 PM	0	0	0	0	0	0	0	0	0	0	0	0	0	0	0	0	0	2
11:55 PM	0	0	0	0	0	0	0	0	0	0	0	0	0	0	0	0	0	2
Peak 15-Min Flowrates	Northbound				Southbound				Eastbound				Westbound				Total	
	Left	Thru	Right	U	Left	Thru	Right	U	Left	Thru	Right	U	Left	Thru	Right	U		
All Vehicles	0	0	0	0	4	4	4	0	0	12	8	0	8	12	4	4	60	
Heavy Trucks	0	0	0	0	0	0	0	0	0	0	0	0	0	0	0	0	0	
Buses																		
Pedestrians		0				0				0				0			0	
Bicycles	0	0	0		0	4	0		0	0	0		0	0	0		4	
Scoters																		

Comments:



**LOCATION:** SE 29th Ave -- SE Roswell St  
**CITY/STATE:** Milwaukie, OR

**QC JOB #:** 15923827  
**DATE:** Tue, Sep 20 2022



5-Min Count Period Beginning At	SE 29th Ave (Northbound)				SE 29th Ave (Southbound)				SE Roswell St (Eastbound)				SE Roswell St (Westbound)				Total	Hourly Totals
	Left	Thru	Right	U	Left	Thru	Right	U	Left	Thru	Right	U	Left	Thru	Right	U		
12:00 AM	0	0	0	0	0	0	0	0	0	0	0	0	0	0	0	0	0	
12:05 AM	0	0	0	0	0	0	0	0	0	0	0	0	0	0	0	0	0	
12:10 AM	0	0	0	0	0	0	0	0	0	0	0	0	0	0	0	0	0	
12:15 AM	0	0	0	0	0	0	0	0	0	0	0	0	0	0	0	0	0	
12:20 AM	0	0	0	0	0	0	0	0	0	0	0	0	0	0	0	0	0	
12:25 AM	0	0	0	0	0	0	0	0	0	0	0	0	0	0	0	0	0	
12:30 AM	0	0	0	0	0	0	0	0	0	0	0	0	0	0	0	0	0	
12:35 AM	0	0	0	0	0	0	0	0	0	0	0	0	0	0	0	0	0	
12:40 AM	0	0	0	0	0	0	0	0	0	0	0	0	0	0	0	0	0	
12:45 AM	0	0	0	0	0	0	0	0	0	0	0	0	0	0	0	0	0	
12:50 AM	0	0	0	0	0	0	0	0	0	0	0	0	0	0	0	0	0	
12:55 AM	0	0	0	0	0	0	0	0	0	0	0	0	0	0	0	0	0	
1:00 AM	0	0	0	0	0	0	0	0	0	0	0	0	0	0	0	0	0	
1:05 AM	0	0	0	0	0	0	0	0	0	0	0	0	0	0	0	0	0	
1:10 AM	0	0	0	0	0	0	0	0	0	0	0	0	0	0	0	0	0	
1:15 AM	0	0	0	0	0	0	0	0	0	0	0	0	0	0	0	0	0	
1:20 AM	0	0	0	0	0	0	0	0	0	0	0	0	0	0	0	0	0	
1:25 AM	0	0	0	0	0	0	0	0	0	0	0	0	0	0	0	0	0	
1:30 AM	0	0	0	0	0	0	0	0	0	0	0	0	0	0	1	0	1	
1:35 AM	0	0	0	0	0	0	0	0	0	0	0	0	0	0	0	0	1	
1:40 AM	0	0	0	0	0	0	0	0	0	0	0	0	0	0	0	0	1	
1:45 AM	0	0	0	0	0	0	0	0	0	0	0	0	0	0	0	0	1	
1:50 AM	0	0	0	0	0	0	0	0	0	0	0	0	1	0	0	0	2	
1:55 AM	0	0	0	0	0	0	0	0	0	1	0	0	0	0	0	0	3	
2:00 AM	0	0	0	0	0	0	0	0	0	0	0	0	0	0	0	0	3	
2:05 AM	0	0	0	0	0	0	0	0	0	0	0	0	0	0	0	0	4	
2:10 AM	0	0	0	0	0	0	0	0	0	0	0	0	1	0	0	0	5	
2:15 AM	0	0	0	0	0	0	0	0	0	0	0	0	0	0	0	0	5	
2:20 AM	0	0	0	0	0	0	0	0	0	0	0	0	0	0	0	0	5	
2:25 AM	0	0	0	0	0	0	0	0	0	0	0	0	0	0	0	0	5	
2:30 AM	0	0	0	0	0	0	0	0	0	0	0	0	0	0	0	0	4	
2:35 AM	0	0	0	0	0	0	0	0	0	0	0	0	1	0	0	0	5	
2:40 AM	0	0	0	0	0	0	0	0	0	0	0	0	0	0	0	0	5	
2:45 AM	0	0	0	0	0	0	0	0	0	0	0	0	0	0	0	0	5	
2:50 AM	0	0	0	0	0	0	0	0	0	1	0	0	0	0	0	0	5	
2:55 AM	0	0	0	0	0	0	0	0	0	0	0	0	0	0	0	0	4	
3:00 AM	0	0	0	0	0	0	0	0	0	0	0	0	0	0	0	0	4	
3:05 AM	0	0	0	0	0	0	0	0	0	0	0	0	0	0	0	0	3	
3:10 AM	0	0	0	0	0	0	0	0	0	0	0	0	0	0	0	0	2	

5-Min Count Period Beginning At	SE 29th Ave (Northbound)				SE 29th Ave (Southbound)				SE Roswell St (Eastbound)				SE Roswell St (Westbound)				Total	Hourly Totals
	Left	Thru	Right	U	Left	Thru	Right	U	Left	Thru	Right	U	Left	Thru	Right	U		
3:15 AM	0	0	0	0	0	0	0	0	0	0	0	0	0	0	0	0	0	2
3:20 AM	0	0	0	0	0	0	0	0	0	0	0	0	0	0	0	0	0	2
3:25 AM	0	0	0	0	0	0	0	0	0	0	0	0	0	0	0	0	0	2
3:30 AM	0	0	0	0	0	0	0	0	0	0	0	0	0	0	0	0	0	2
3:35 AM	0	0	0	0	0	0	0	0	0	0	0	0	0	0	0	0	0	1
3:40 AM	0	0	0	0	0	0	0	0	0	0	0	0	0	0	0	0	0	1
3:45 AM	0	0	0	0	0	0	0	0	0	0	0	0	0	0	0	0	0	1
3:50 AM	0	0	0	0	0	0	0	0	0	0	0	0	0	0	0	0	0	0
3:55 AM	0	0	0	0	0	0	0	0	0	0	0	0	0	0	0	0	0	0
4:00 AM	0	0	0	0	0	0	0	0	0	0	0	0	0	0	0	0	0	0
4:05 AM	0	0	0	0	0	0	0	0	0	0	0	0	0	0	0	0	0	0
4:10 AM	0	0	0	0	0	0	0	0	0	0	0	0	0	0	0	0	0	0
4:15 AM	0	1	0	0	0	0	0	0	0	0	0	0	0	0	0	0	1	1
4:20 AM	0	0	0	0	0	0	0	0	0	0	0	0	0	0	0	0	0	1
4:25 AM	0	0	0	0	0	0	0	0	0	0	0	0	0	0	0	0	0	1
4:30 AM	0	0	0	0	0	0	0	0	0	0	0	0	0	0	0	0	0	1
4:35 AM	0	0	0	0	1	0	0	0	0	0	0	0	0	0	0	0	1	2
4:40 AM	0	0	0	0	0	0	0	0	0	0	0	0	0	1	0	0	1	3
4:45 AM	0	0	0	0	0	0	0	0	0	0	0	0	0	0	0	0	0	3
4:50 AM	0	0	0	0	0	0	0	0	0	0	0	0	0	0	0	0	0	3
4:55 AM	0	0	0	0	0	0	0	0	0	0	0	0	0	0	0	0	0	3
5:00 AM	0	0	0	0	0	0	0	0	0	0	0	0	0	0	0	0	0	3
5:05 AM	0	0	0	0	0	0	0	0	0	0	0	0	0	0	0	0	0	3
5:10 AM	0	0	0	0	0	0	0	0	0	0	0	0	0	0	0	0	0	3
5:15 AM	0	0	0	0	0	0	0	0	0	0	0	0	0	0	0	0	0	2
5:20 AM	0	0	0	0	0	0	0	0	0	0	0	0	0	0	0	0	0	2
5:25 AM	0	0	0	0	0	0	0	0	0	1	0	0	0	0	0	0	1	3
5:30 AM	0	0	0	0	0	0	0	0	0	1	0	0	0	0	0	0	1	4
5:35 AM	0	0	0	0	0	0	0	0	0	0	0	0	0	0	0	0	0	3
5:40 AM	0	0	0	0	0	0	0	0	0	0	0	0	0	0	0	0	0	2
5:45 AM	0	0	0	0	0	0	0	0	0	0	0	0	0	0	0	0	0	2
5:50 AM	0	0	0	0	0	0	0	0	1	0	0	0	0	0	0	0	1	3
5:55 AM	0	0	0	0	0	0	0	0	0	0	0	0	0	0	0	0	0	3
6:00 AM	0	0	0	0	0	0	0	0	0	0	0	0	0	0	0	0	0	3
6:05 AM	0	0	1	0	0	0	0	0	0	0	0	0	0	0	0	0	1	4
6:10 AM	0	0	0	0	0	0	0	0	0	0	0	0	0	0	0	0	0	4
6:15 AM	0	0	0	0	0	0	0	0	0	0	0	0	0	0	0	0	0	4
6:20 AM	0	0	0	0	0	0	0	0	0	1	0	0	0	0	0	0	1	5
6:25 AM	0	0	1	0	0	0	0	0	0	1	0	0	0	0	0	0	2	6
6:30 AM	0	0	0	0	0	0	0	0	0	0	0	0	0	0	0	0	0	5
6:35 AM	0	0	0	0	0	0	0	0	0	4	0	0	0	0	0	0	4	9
6:40 AM	0	0	0	0	0	0	0	0	0	0	0	0	0	0	0	0	0	9
6:45 AM	0	0	0	0	0	0	0	0	0	1	0	0	0	0	0	0	1	10
6:50 AM	0	0	0	0	0	0	0	0	0	0	0	0	0	0	0	0	0	9
6:55 AM	0	0	0	0	0	0	0	0	0	2	0	0	0	1	0	0	3	12
7:00 AM	0	0	0	0	0	0	0	0	0	1	0	0	0	0	1	0	2	14
7:05 AM	0	0	0	0	0	0	0	0	0	0	0	0	0	0	0	0	0	13
7:10 AM	0	0	1	0	0	0	0	0	0	1	0	0	0	0	0	0	2	15
7:15 AM	0	0	0	0	0	0	0	0	0	1	0	0	0	0	0	0	1	16
7:20 AM	0	0	0	0	1	0	0	0	0	2	0	0	0	0	0	0	3	18
7:25 AM	0	0	2	0	0	0	0	0	0	1	0	0	1	0	0	0	4	20
7:30 AM	0	0	0	0	0	0	0	0	0	1	0	0	1	0	1	0	3	23
7:35 AM	0	0	0	0	1	1	0	0	0	1	0	0	0	0	0	0	3	22
7:40 AM	0	0	0	0	0	0	0	0	0	1	0	0	0	0	0	0	1	23
7:45 AM	0	0	0	0	0	0	0	0	0	1	0	0	0	1	0	0	2	24
7:50 AM	0	0	0	0	0	0	0	0	0	1	0	0	0	0	1	0	2	26
7:55 AM	0	0	0	0	0	0	0	0	0	1	0	0	0	0	0	0	1	24
8:00 AM	0	0	0	0	0	0	0	0	0	1	0	0	0	1	0	0	2	24
8:05 AM	0	0	0	0	0	0	0	0	0	1	0	0	0	0	0	0	1	25
8:10 AM	0	0	0	0	0	0	0	0	0	0	0	0	0	0	0	0	0	23
8:15 AM	0	1	0	0	0	1	0	0	0	2	0	0	0	1	0	0	5	27
8:20 AM	0	0	0	0	0	0	0	0	1	0	0	0	0	0	0	0	1	25
8:25 AM	0	0	0	0	1	0	0	0	0	0	0	0	0	0	1	0	2	23
8:30 AM	0	0	1	0	0	0	0	0	0	0	0	0	0	5	0	0	6	26
8:35 AM	0	0	0	0	1	0	0	0	0	1	0	0	0	1	0	0	3	26
8:40 AM	0	0	0	1	0	0	0	0	0	1	0	0	0	1	0	0	3	28
8:45 AM	0	0	0	0	0	2	0	0	0	1	0	0	0	0	0	0	3	29
8:50 AM	0	0	0	0	0	0	0	0	0	0	0	0	0	1	0	0	1	28
8:55 AM	0	0	0	0	0	0	0	0	0	0	0	0	0	0	0	0	0	27
9:00 AM	0	0	0	0	0	0	0	0	0	1	0	0	1	0	0	0	2	27
9:05 AM	0	0	0	0	0	0	0	0	0	0	0	0	0	0	0	0	0	26
9:10 AM	0	0	0	0	0	0	0	0	0	0	0	0	0	0	0	0	0	26
9:15 AM	0	0	0	0	0	0	0	0	0	1	0	0	0	0	0	0	1	22
9:20 AM	0	0	0	0	0	0	0	0	0	0	0	0	0	0	0	0	0	21
9:25 AM	0	0	0	0	0	0	0	0	0	0	0	0	0	1	0	0	1	20
9:30 AM	1	0	0	0	1	0	0	0	0	0	0	0	0	1	0	0	3	17
9:35 AM	0	0	0	0	0	0	0	0	0	1	0	0	0	0	0	0	1	15
9:40 AM	0	0	0	0	1	0	0	0	0	1	0	0	0	1	0	0	3	15
9:45 AM	0	0	0	0	0	0	0	0	0	0	0	0	0	0	0	0	0	12
9:50 AM	0	0	0	0	0	0	0	0	0	2	0	0	0	0	0	0	2	13
9:55 AM	0	1	0	0	0	0	0	0	0	0	0	0	0	0	0	0	1	14
10:00 AM	0	0	0	0	0	0	0	0	0	0	0	0	0	0	0	0	0	12
10:05 AM	0	0	0	0	0	0	0	0	0	1	0	0	0	1	1	0	3	15
10:10 AM	0	0	0	0	0	0	0	0	0	0	0	0	0	0	1	0	1	16
10:15 AM	0	0	0	0	0	0	0	0	0	0	0	0	0	1	0	0	1	16
10:20 AM	0	0	0	0	0	0	0	0	0	1	0	0	0	0	0	0	1	17
10:25 AM	0	0	0	0	1	0	0	0	0	0	0	0	0	1	0	0	2	18
10:30 AM	0	0	0	0	0	0	0	0	0	0	0	0	0	0	0	0	0	15

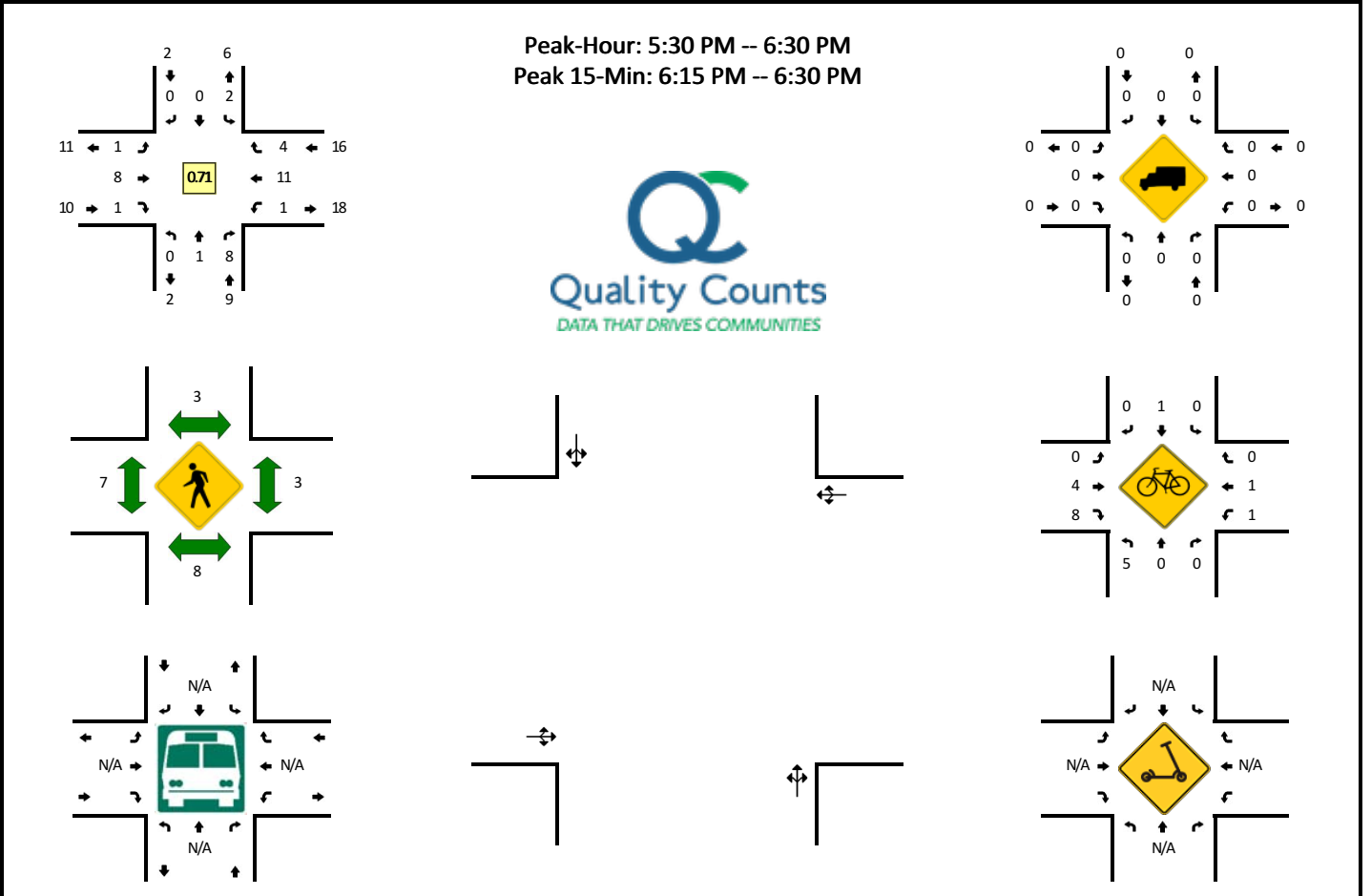
5-Min Count Period Beginning At	SE 29th Ave (Northbound)				SE 29th Ave (Southbound)				SE Roswell St (Eastbound)				SE Roswell St (Westbound)				Total	Hourly Totals	
	Left	Thru	Right	U	Left	Thru	Right	U	Left	Thru	Right	U	Left	Thru	Right	U			
10:35 AM	0	0	0	0	0	0	0	0	0	1	0	0	0	0	1	0	0	2	16
10:40 AM	0	0	0	0	0	0	0	0	0	0	0	0	0	0	1	0	0	1	14
10:45 AM	0	0	0	0	0	0	0	0	0	0	0	0	0	0	0	1	0	1	15
10:50 AM	0	0	0	0	1	1	0	0	0	0	0	0	0	0	0	0	0	2	15
10:55 AM	0	0	0	0	0	0	1	0	0	0	0	0	0	2	0	0	0	3	17
11:00 AM	0	0	0	0	1	1	0	0	0	0	0	0	0	0	0	0	0	2	19
11:05 AM	0	0	0	0	0	0	0	0	0	0	1	0	0	0	0	0	0	1	17
11:10 AM	0	0	0	0	1	0	0	0	0	0	2	0	0	0	0	0	0	3	19
11:15 AM	0	0	0	0	0	0	0	0	0	0	1	0	0	0	0	0	0	1	19
11:20 AM	0	1	0	0	0	0	0	0	0	0	0	0	0	0	0	0	0	1	19
11:25 AM	0	0	0	0	0	0	0	0	0	0	0	0	0	0	1	0	0	1	18
11:30 AM	0	0	0	0	0	0	0	0	0	0	2	0	0	0	0	0	0	2	20
11:35 AM	0	0	0	0	0	0	0	0	0	0	0	0	0	1	1	0	0	2	20
11:40 AM	0	0	0	0	0	0	0	0	0	0	1	0	0	0	1	0	0	2	21
11:45 AM	0	0	0	0	0	0	1	0	0	0	1	0	0	0	0	0	0	2	22
11:50 AM	0	0	0	0	0	0	0	0	0	0	1	0	0	0	1	0	0	2	22
11:55 AM	0	0	0	0	0	0	0	0	0	0	0	0	0	0	0	0	0	0	19
12:00 PM	0	0	0	0	0	0	0	0	0	0	0	0	0	0	0	0	0	0	17
12:05 PM	0	0	0	0	1	0	0	0	0	0	1	0	0	0	3	0	0	5	21
12:10 PM	0	0	1	0	0	0	0	0	0	0	1	0	0	0	0	0	0	2	20
12:15 PM	0	0	0	0	0	2	0	0	0	0	1	0	0	0	2	0	0	5	24
12:20 PM	0	1	0	0	0	0	0	0	0	0	0	0	0	2	1	0	0	4	27
12:25 PM	0	0	1	0	0	0	0	0	0	0	0	0	0	0	0	0	0	1	27
12:30 PM	0	0	0	0	0	0	0	0	0	0	1	0	0	0	2	0	0	3	28
12:35 PM	0	0	0	0	0	1	1	0	0	0	1	0	0	0	1	1	0	5	31
12:40 PM	0	0	0	0	0	0	0	0	0	0	2	0	0	0	0	1	0	3	32
12:45 PM	0	0	0	0	0	0	0	0	0	0	0	0	0	0	0	0	0	0	30
12:50 PM	0	0	0	0	0	0	0	0	0	0	2	0	0	0	0	0	0	2	30
12:55 PM	0	0	0	0	0	0	0	0	0	0	0	0	0	0	0	0	0	0	30
1:00 PM	0	0	0	0	0	0	0	0	0	0	1	0	0	0	0	0	0	1	31
1:05 PM	0	0	1	0	0	1	0	0	0	0	0	0	0	0	0	0	0	2	28
1:10 PM	0	0	0	0	0	0	0	0	0	0	1	0	0	0	0	0	0	1	27
1:15 PM	0	0	0	0	0	0	0	0	0	0	0	0	0	1	0	1	0	2	24
1:20 PM	0	0	0	0	0	0	0	0	0	0	0	0	0	0	0	0	0	0	20
1:25 PM	0	0	1	0	0	1	0	0	0	0	0	0	0	0	0	1	0	3	22
1:30 PM	0	0	0	0	0	0	0	0	0	0	1	0	0	1	0	1	0	3	22
1:35 PM	0	0	0	0	2	0	0	0	0	0	0	0	0	0	0	0	0	2	19
1:40 PM	0	1	0	0	0	1	0	0	0	0	1	0	0	0	0	0	0	3	19
1:45 PM	0	0	0	0	0	0	0	0	0	0	0	0	0	0	1	0	0	1	20
1:50 PM	0	0	0	0	0	0	0	0	0	0	2	0	0	0	0	0	0	2	20
1:55 PM	0	0	0	0	1	1	0	0	0	0	1	0	0	0	1	0	0	4	24
2:00 PM	0	0	0	0	0	1	0	0	0	0	0	0	0	0	0	0	0	1	24
2:05 PM	0	0	0	0	0	0	0	0	0	0	2	0	0	0	0	0	0	2	24
2:10 PM	0	1	0	0	0	0	0	0	0	0	0	0	0	0	0	1	0	2	25
2:15 PM	0	0	0	0	0	0	0	0	0	0	0	0	0	0	1	0	0	1	24
2:20 PM	0	0	0	0	0	0	0	0	0	0	0	0	0	1	0	0	0	1	25
2:25 PM	1	1	0	0	0	0	0	0	0	1	1	0	0	0	0	1	0	5	27
2:30 PM	0	0	0	0	0	1	0	0	0	1	1	0	0	0	1	0	0	4	28
2:35 PM	0	0	0	0	0	0	0	0	0	0	0	0	0	0	0	0	0	0	26
2:40 PM	0	0	0	0	0	1	1	0	0	0	0	0	0	0	0	0	0	2	25
2:45 PM	0	0	1	0	1	0	0	0	0	0	0	0	0	0	1	0	0	3	27
2:50 PM	1	0	1	0	0	0	0	0	0	0	3	0	0	0	0	0	0	5	30
2:55 PM	0	0	0	0	0	1	0	0	0	0	2	0	0	0	0	0	0	3	29
3:00 PM	0	0	1	0	0	0	0	0	0	0	0	0	0	0	0	0	0	1	29
3:05 PM	0	0	1	0	0	0	0	0	0	0	0	0	0	1	1	0	0	3	30
3:10 PM	0	0	0	0	0	0	0	0	0	0	0	0	0	0	1	0	0	1	29
3:15 PM	0	0	0	0	1	0	0	0	0	0	0	0	0	1	4	0	0	6	34
3:20 PM	0	0	0	0	0	0	0	0	0	0	1	0	0	1	0	0	0	2	35
3:25 PM	0	0	1	0	0	0	1	0	0	0	0	0	0	0	0	0	0	2	32
3:30 PM	0	0	0	0	0	0	0	0	0	0	0	1	0	0	1	1	0	3	31
3:35 PM	0	0	0	0	0	0	0	0	0	0	1	0	0	0	0	0	0	1	32
3:40 PM	0	0	0	0	0	0	0	0	0	0	2	0	0	0	0	0	0	2	32
3:45 PM	1	0	0	0	0	0	0	0	0	0	0	0	0	0	2	0	0	3	32
3:50 PM	0	0	0	0	0	0	0	0	0	0	1	0	0	0	1	1	0	3	30
3:55 PM	0	0	0	0	0	0	0	0	0	0	1	0	0	0	0	0	0	1	28
4:00 PM	0	0	0	0	0	0	0	0	0	0	1	0	0	0	0	0	0	1	28
4:05 PM	0	0	0	0	0	0	0	0	0	0	1	0	0	0	0	0	0	1	26
4:10 PM	1	0	0	0	1	0	0	0	0	0	0	0	0	1	1	0	0	4	29
4:15 PM	1	1	0	0	0	0	0	0	0	0	0	0	0	1	3	1	0	7	30
4:20 PM	0	1	1	0	0	0	1	0	0	0	0	0	0	0	1	0	0	4	32
4:25 PM	0	0	0	0	0	0	0	0	0	0	3	0	0	0	1	0	0	4	34
4:30 PM	0	0	0	0	2	0	0	0	0	0	0	0	0	0	0	0	0	2	33
4:35 PM	0	0	0	0	0	0	0	0	0	0	2	0	0	0	1	0	0	3	35
4:40 PM	0	0	0	0	0	0	0	0	0	0	1	0	0	0	1	0	0	2	35
4:45 PM	0	0	0	0	0	0	0	0	0	0	0	0	0	0	3	0	0	3	35
4:50 PM	0	0	0	0	0	0	0	0	0	0	0	0	0	0	1	0	0	1	33
4:55 PM	0	0	0	0	0	0	0	0	0	0	0	0	0	0	1	1	0	2	34
5:00 PM	0	0	0	0	0	0	0	0	0	0	1	0	0	0	1	0	0	2	35
5:05 PM	0	0	0	0	0	0	0	0	0	0	0	0	0	0	1	0	0	1	35
5:10 PM	0	0	0	0	0	0	0	0	0	0	2	0	0	0	2	0	0	4	35
5:15 PM	0	0	0	0	1	0	0	0	0	0	1	0	0	0	1	0	0	3	31
5:20 PM	0	0	0	0	0	1	0	0	0	0	1	0	0	0	1	0	0	3	30
5:25 PM	0	0	0	0	0	0	0	0	0	0	1	0	0	0	1	1	0	3	29
5:30 PM	0	0	0	0	0	0	0	0	0	0	2	0	0	0	0	2	0	4	31
5:35 PM	0	0	0	0	0	0	0	0	0	0	0	0	0	0	0	0	0	0	28
5:40 PM	0	0	0	0	0	0	0	0	0	0	0	0	0	0	0	0	0	0	26
5:45 PM	0	0	0	0	0	0	0	0	0	0	2	0	0	0	1	0	0	3	26

5-Min Count Period Beginning At	SE 29th Ave (Northbound)				SE 29th Ave (Southbound)				SE Roswell St (Eastbound)				SE Roswell St (Westbound)				Total	Hourly Totals
	Left	Thru	Right	U	Left	Thru	Right	U	Left	Thru	Right	U	Left	Thru	Right	U		
5:50 PM	0	0	0	0	0	0	0	0	0	2	0	0	0	4	0	0	6	31
5:55 PM	0	0	0	0	0	0	0	0	0	2	0	0	0	0	1	0	3	32
6:00 PM	0	0	0	0	0	0	0	0	0	0	0	0	0	1	0	0	1	31
6:05 PM	0	0	0	0	0	0	0	0	0	0	0	0	1	1	1	0	3	33
6:10 PM	0	0	0	0	1	0	0	0	0	2	0	0	0	0	0	0	3	32
6:15 PM	0	0	0	0	1	0	0	0	0	0	0	0	0	1	0	0	2	31
6:20 PM	0	2	1	0	1	0	0	0	0	0	0	0	0	2	0	0	6	34
6:25 PM	0	0	0	0	0	2	0	0	0	1	0	0	0	0	1	0	4	35
6:30 PM	0	0	0	0	0	0	0	0	0	0	0	0	0	2	0	0	2	33
6:35 PM	0	0	0	0	0	0	0	0	0	1	0	0	0	2	1	0	4	37
6:40 PM	0	1	0	0	0	0	0	0	0	0	0	0	0	2	1	0	4	41
6:45 PM	0	0	0	0	0	0	0	0	0	0	0	0	0	2	0	0	2	40
6:50 PM	0	0	0	0	0	0	0	0	0	0	0	0	0	0	0	0	0	34
6:55 PM	0	1	0	0	0	0	0	0	0	0	0	0	0	0	0	0	1	32
7:00 PM	0	0	0	0	0	0	0	0	0	0	0	0	0	1	0	0	1	32
7:05 PM	1	0	0	0	0	0	0	0	0	0	0	0	0	3	0	0	4	33
7:10 PM	0	0	0	0	0	0	0	0	0	0	0	0	0	2	1	0	3	33
7:15 PM	0	1	0	0	0	0	0	0	0	0	0	0	0	1	0	0	2	33
7:20 PM	0	0	0	0	0	1	1	0	0	1	0	0	0	1	0	0	4	31
7:25 PM	0	0	1	0	0	0	0	0	0	1	0	0	0	0	0	0	2	29
7:30 PM	0	0	0	0	0	0	0	0	0	0	0	0	0	0	0	0	0	27
7:35 PM	0	1	0	0	2	0	0	0	0	2	1	0	0	1	0	0	7	30
7:40 PM	0	0	0	0	0	0	0	0	0	1	0	0	0	2	0	0	3	29
7:45 PM	0	0	0	0	0	0	0	0	0	1	0	0	0	0	0	0	1	28
7:50 PM	0	0	0	0	0	0	0	0	0	0	0	0	0	0	1	0	1	29
7:55 PM	0	0	0	0	0	0	0	0	0	0	0	0	0	0	0	0	0	28
8:00 PM	0	0	0	0	0	0	0	0	0	0	0	0	0	1	0	0	1	28
8:05 PM	0	0	0	0	0	0	0	0	0	0	0	0	0	0	1	0	1	25
8:10 PM	0	0	0	0	0	0	0	0	0	0	0	0	0	2	0	0	2	24
8:15 PM	0	0	1	0	1	0	0	0	0	1	0	0	0	0	0	0	3	25
8:20 PM	0	0	0	0	0	0	0	0	0	0	0	0	0	0	0	0	0	21
8:25 PM	0	0	0	0	0	0	0	0	0	0	0	0	1	0	0	0	1	20
8:30 PM	0	0	1	0	0	0	0	0	0	0	0	0	0	0	0	0	1	21
8:35 PM	0	0	0	0	0	0	0	0	0	0	0	0	0	0	0	0	0	14
8:40 PM	0	0	0	0	0	0	0	0	0	0	0	0	0	0	0	0	0	11
8:45 PM	0	0	0	0	0	1	0	0	0	0	0	0	0	1	0	0	2	12
8:50 PM	0	0	0	0	0	0	0	0	0	0	0	0	0	1	0	0	1	12
8:55 PM	0	0	0	0	0	0	0	0	0	1	0	0	0	0	0	0	1	13
9:00 PM	0	0	0	0	0	0	0	0	0	1	0	0	0	0	0	0	1	13
9:05 PM	0	0	0	0	0	0	0	0	0	0	0	0	0	1	0	0	1	13
9:10 PM	0	0	0	0	0	0	0	0	0	1	0	0	0	0	0	0	1	12
9:15 PM	0	0	0	0	0	0	0	0	0	0	0	0	0	0	0	0	0	9
9:20 PM	0	0	0	0	0	0	0	0	0	1	0	0	0	0	0	0	1	10
9:25 PM	0	0	0	0	0	0	0	0	0	0	0	0	0	0	0	0	0	9
9:30 PM	0	0	0	0	0	0	0	0	0	0	0	0	0	0	0	0	0	8
9:35 PM	0	0	0	0	0	0	0	0	0	0	0	0	0	1	0	0	1	9
9:40 PM	0	0	0	0	0	0	0	0	0	0	0	0	0	0	0	0	0	9
9:45 PM	0	0	0	0	0	0	0	0	0	0	0	0	0	0	0	0	0	7
9:50 PM	0	0	0	0	0	0	0	0	0	0	0	0	1	0	0	0	1	7
9:55 PM	0	0	0	0	0	0	0	0	0	0	0	0	0	1	0	0	1	7
10:00 PM	0	0	1	0	0	0	0	0	0	0	0	0	0	2	0	0	3	9
10:05 PM	0	0	0	0	0	0	0	0	0	1	0	0	0	0	0	0	1	9
10:10 PM	0	0	0	0	0	0	0	0	0	0	0	0	0	1	0	0	1	9
10:15 PM	0	0	0	0	0	0	0	0	0	0	0	0	0	1	0	0	1	10
10:20 PM	0	0	0	0	0	0	0	0	0	0	0	0	0	0	0	0	0	9
10:25 PM	0	0	0	0	0	0	0	0	0	0	0	0	0	1	0	0	1	10
10:30 PM	0	0	0	0	0	0	0	0	0	0	0	0	0	0	0	0	0	10
10:35 PM	0	0	0	0	0	0	0	0	0	0	0	0	0	0	0	0	0	9
10:40 PM	0	0	0	0	0	0	0	0	0	0	0	0	1	0	0	0	1	10
10:45 PM	0	0	0	0	0	1	0	0	0	0	0	0	0	2	0	0	3	13
10:50 PM	0	0	0	0	0	0	0	0	0	0	0	0	0	0	0	0	0	12
10:55 PM	0	0	0	0	0	0	0	0	0	0	0	0	0	1	0	0	1	12
11:00 PM	0	0	0	0	0	0	0	0	0	0	0	0	0	0	0	0	0	9
11:05 PM	0	0	0	0	0	0	0	0	0	1	0	0	0	1	0	0	2	10
11:10 PM	0	0	0	0	0	0	0	0	0	0	0	0	0	0	0	0	0	9
11:15 PM	0	0	0	0	0	0	0	0	0	0	0	0	0	0	0	0	0	8
11:20 PM	0	0	0	0	0	0	0	0	0	0	0	0	0	0	0	0	0	8
11:25 PM	0	0	0	0	0	0	0	0	0	0	0	0	0	0	0	0	0	7
11:30 PM	0	0	0	0	0	0	0	0	0	0	0	0	1	0	0	0	1	8
11:35 PM	0	0	0	0	0	0	0	0	0	0	0	0	0	0	0	0	0	8
11:40 PM	0	0	0	0	0	0	0	0	0	0	0	0	0	0	0	0	0	7
11:45 PM	0	0	0	0	0	0	0	0	0	0	0	0	0	0	0	0	0	4
11:50 PM	0	0	0	0	0	0	0	0	0	0	0	0	0	0	0	0	0	4
11:55 PM	0	0	0	0	0	0	0	0	0	0	0	0	0	0	0	0	0	3
Peak 15-Min Flowrates	Northbound				Southbound				Eastbound				Westbound				Total	
	Left	Thru	Right	U	Left	Thru	Right	U	Left	Thru	Right	U	Left	Thru	Right	U		
All Vehicles	0	0	0	0	0	0	0	0	0	24	0	0	0	20	4	0	48	
Heavy Trucks	0	0	0	0	0	0	0	0	0	0	0	0	0	0	0	0	0	
Buses																		
Pedestrians		0				0				0				4			4	
Bicycles	0	0	0		0	8	0		0	0	0		0	0	0		8	
Scoters																		

Comments:

**LOCATION:** SE 29th Ave -- SE Van Water St  
**CITY/STATE:** Milwaukie, OR

**QC JOB #:** 15923805  
**DATE:** Tue, Sep 20 2022



5-Min Count Period Beginning At	SE 29th Ave (Northbound)				SE 29th Ave (Southbound)				SE Van Water St (Eastbound)				SE Van Water St (Westbound)				Total	Hourly Totals
	Left	Thru	Right	U	Left	Thru	Right	U	Left	Thru	Right	U	Left	Thru	Right	U		
12:00 AM	0	0	0	0	0	0	0	0	0	0	0	0	0	0	0	0	0	0
12:05 AM	0	0	0	0	1	0	0	0	0	0	0	0	0	0	0	0	0	1
12:10 AM	0	0	0	0	0	0	0	0	0	0	0	0	0	0	0	0	0	0
12:15 AM	0	0	0	0	0	0	0	0	0	0	0	0	0	0	0	0	0	0
12:20 AM	0	0	0	0	0	0	0	0	0	0	0	0	0	0	0	0	0	0
12:25 AM	0	0	0	0	0	0	0	0	0	0	0	0	0	0	0	0	0	0
12:30 AM	0	0	0	0	0	0	0	0	0	0	0	0	0	0	0	0	0	0
12:35 AM	0	0	0	0	0	0	0	0	0	0	0	0	0	0	0	0	0	0
12:40 AM	0	0	0	0	0	0	0	0	0	0	0	0	0	0	0	0	0	0
12:45 AM	0	0	0	0	0	0	0	0	0	0	0	0	0	0	0	0	0	0
12:50 AM	0	0	0	0	0	0	0	0	0	0	0	0	0	0	0	0	0	0
12:55 AM	0	0	0	0	0	0	0	0	0	0	0	0	0	0	0	0	0	0
1:00 AM	0	0	0	0	0	0	0	0	0	0	0	0	0	0	0	0	0	1
1:05 AM	0	0	0	0	0	0	0	0	0	0	0	0	0	0	0	0	0	0
1:10 AM	0	0	0	0	0	0	0	0	0	0	0	0	0	0	0	0	0	0
1:15 AM	0	0	0	0	0	0	0	0	0	0	0	0	1	0	0	0	0	1
1:20 AM	0	0	0	0	0	0	0	0	0	0	0	0	0	0	0	0	0	1
1:25 AM	0	0	0	0	0	0	0	0	0	0	0	0	0	0	0	0	0	1
1:30 AM	0	0	0	0	0	0	0	0	0	0	0	0	0	0	0	0	0	1
1:35 AM	0	0	0	0	0	0	0	0	0	0	0	0	0	0	0	0	0	1
1:40 AM	0	0	0	0	0	0	0	0	0	0	0	0	0	0	0	0	0	1
1:45 AM	0	0	0	0	0	0	0	0	0	0	0	0	0	0	0	0	0	1
1:50 AM	0	0	0	0	0	0	0	0	0	0	0	0	0	0	0	0	0	1
1:55 AM	0	0	0	0	0	0	0	0	0	0	0	0	0	0	0	0	0	1
2:00 AM	0	0	0	0	0	0	0	0	0	0	0	0	0	0	0	0	0	1
2:05 AM	0	0	0	0	0	0	0	0	0	0	0	0	0	0	0	0	0	1
2:10 AM	0	0	0	0	0	0	0	0	0	0	0	0	0	0	0	0	0	1
2:15 AM	0	0	0	0	0	0	0	0	0	0	0	0	0	0	0	0	0	0
2:20 AM	0	0	0	0	0	0	0	0	0	0	0	0	0	0	0	0	0	0
2:25 AM	0	0	0	0	0	0	0	0	0	0	0	0	0	0	0	0	0	0
2:30 AM	0	0	0	0	0	0	0	0	0	0	0	0	0	0	0	0	0	0
2:35 AM	0	0	0	0	0	0	0	0	0	0	0	0	0	0	0	0	0	0
2:40 AM	0	0	0	0	0	0	0	0	0	0	0	0	0	0	0	0	0	0
2:45 AM	0	0	0	0	0	0	0	0	0	0	0	0	0	0	0	0	0	0
2:50 AM	0	0	0	0	0	0	0	0	0	0	0	0	0	0	0	0	0	0
2:55 AM	0	0	0	0	0	0	0	0	0	0	0	0	0	0	0	0	0	0
3:00 AM	0	0	0	0	0	0	0	0	0	0	0	0	0	0	0	0	0	0
3:05 AM	0	0	0	0	0	0	0	0	0	0	0	0	0	0	0	0	0	0
3:10 AM	0	0	0	0	0	0	0	0	0	0	0	0	0	0	0	0	0	0

5-Min Count Period Beginning At	SE 29th Ave (Northbound)				SE 29th Ave (Southbound)				SE Van Water St (Eastbound)				SE Van Water St (Westbound)				Total	Hourly Totals
	Left	Thru	Right	U	Left	Thru	Right	U	Left	Thru	Right	U	Left	Thru	Right	U		
3:15 AM	0	0	0	0	0	0	0	0	0	0	0	0	0	0	0	0	0	0
3:20 AM	0	0	0	0	0	0	0	0	0	0	0	0	0	0	0	0	0	0
3:25 AM	0	0	0	0	0	0	0	0	0	0	0	0	0	0	0	0	0	0
3:30 AM	0	0	0	0	0	0	0	0	0	0	0	0	0	0	0	0	0	0
3:35 AM	0	0	0	0	0	0	0	0	0	0	0	0	0	0	0	0	0	0
3:40 AM	0	0	0	0	0	0	0	0	0	0	0	0	0	0	0	0	0	0
3:45 AM	0	0	0	0	0	0	0	0	0	0	0	0	0	0	0	0	0	0
3:50 AM	0	0	0	0	0	0	0	0	0	0	0	0	0	0	0	0	0	0
3:55 AM	0	0	0	0	0	0	0	0	0	0	0	0	0	0	0	0	0	0
4:00 AM	0	0	0	0	0	0	0	0	0	0	0	0	0	0	0	0	0	0
4:05 AM	0	0	0	0	0	0	0	0	0	0	0	0	0	0	0	0	0	0
4:10 AM	0	0	0	0	0	0	0	0	0	0	0	0	0	0	0	0	0	0
4:15 AM	0	0	1	0	0	0	0	0	0	0	0	0	0	0	0	0	1	1
4:20 AM	0	0	0	0	0	0	0	0	0	0	0	0	0	0	0	0	0	1
4:25 AM	0	0	0	0	0	0	0	0	0	0	0	0	0	0	0	0	0	1
4:30 AM	0	0	0	0	0	0	0	0	0	0	0	0	0	0	0	0	0	1
4:35 AM	0	0	0	0	0	0	0	0	0	0	0	0	0	0	0	0	0	1
4:40 AM	0	0	0	0	0	0	0	0	0	0	0	0	0	0	0	0	0	1
4:45 AM	0	0	0	0	0	0	0	0	0	0	0	0	0	0	0	0	0	1
4:50 AM	0	0	0	0	0	0	0	0	0	0	0	0	0	0	0	0	0	1
4:55 AM	0	0	0	0	0	0	0	0	0	0	0	0	0	0	0	0	0	1
5:00 AM	0	0	0	0	0	0	0	0	0	0	0	0	0	0	0	0	0	1
5:05 AM	0	0	0	0	0	0	0	0	0	1	0	0	0	0	0	0	1	2
5:10 AM	0	0	0	0	0	0	0	0	0	0	0	0	0	0	0	0	0	2
5:15 AM	0	0	0	0	0	0	0	0	0	0	0	0	0	0	0	0	0	1
5:20 AM	0	0	0	0	0	0	0	0	0	0	0	0	0	0	0	0	0	1
5:25 AM	0	0	0	0	0	0	0	0	0	0	0	0	0	0	0	0	0	1
5:30 AM	0	0	0	0	0	0	0	0	0	1	0	0	0	0	1	0	2	3
5:35 AM	0	0	0	0	0	0	0	0	0	0	0	0	0	0	0	0	0	3
5:40 AM	0	0	0	0	0	0	0	0	0	0	0	0	0	0	0	0	0	3
5:45 AM	0	0	0	0	0	0	0	0	0	0	0	0	0	0	0	0	0	3
5:50 AM	0	0	0	0	0	0	0	0	0	0	0	0	0	0	0	0	0	3
5:55 AM	0	0	0	0	0	0	0	0	0	0	0	0	0	0	0	0	0	3
6:00 AM	0	0	0	0	0	0	0	0	0	0	0	0	0	0	0	0	0	3
6:05 AM	0	0	0	0	0	0	0	0	0	1	0	0	0	0	0	0	1	3
6:10 AM	0	0	0	0	0	0	0	0	0	1	0	0	0	0	0	0	1	4
6:15 AM	0	0	0	0	0	0	0	0	0	0	0	0	0	0	0	0	0	4
6:20 AM	0	0	0	0	0	0	0	0	0	1	0	0	0	1	0	0	2	6
6:25 AM	0	0	0	0	0	0	0	0	0	0	0	0	0	0	0	0	0	6
6:30 AM	0	0	0	0	0	0	0	0	0	0	0	0	0	0	0	0	0	4
6:35 AM	0	0	0	0	0	0	0	0	0	0	0	0	0	0	0	0	0	4
6:40 AM	0	0	0	0	0	0	0	0	0	0	0	0	0	0	0	0	0	4
6:45 AM	0	0	0	0	0	0	0	0	0	0	0	0	0	0	0	0	0	4
6:50 AM	0	0	0	0	0	0	0	0	0	1	0	0	0	0	0	0	1	5
6:55 AM	0	0	0	0	0	0	0	0	0	0	0	0	0	0	0	0	0	5
7:00 AM	0	0	0	0	0	0	0	0	0	0	0	0	0	0	0	0	0	5
7:05 AM	0	0	0	0	0	0	0	0	0	1	0	0	1	0	1	0	3	7
7:10 AM	0	0	0	0	0	0	0	0	0	0	0	0	1	0	0	0	1	7
7:15 AM	0	0	0	0	0	0	0	0	0	0	0	0	1	0	0	0	1	8
7:20 AM	0	0	0	0	0	0	0	0	0	0	0	0	0	0	0	0	0	6
7:25 AM	0	0	0	0	0	0	0	0	0	2	0	0	0	0	0	0	2	8
7:30 AM	0	0	0	0	0	0	0	0	0	1	0	0	0	1	0	0	2	10
7:35 AM	0	0	0	0	1	0	0	0	0	1	0	0	0	0	0	0	2	12
7:40 AM	0	0	0	0	0	0	0	0	0	0	0	0	0	0	0	0	0	12
7:45 AM	0	0	0	0	0	0	0	0	0	0	0	0	0	0	1	0	1	13
7:50 AM	1	0	0	0	0	0	0	0	0	1	0	0	0	0	0	0	2	14
7:55 AM	0	0	0	0	0	0	0	0	0	0	0	0	0	0	0	0	0	14
8:00 AM	0	0	0	0	0	0	0	0	0	0	0	0	0	0	0	0	0	14
8:05 AM	0	0	0	0	0	0	0	0	0	1	0	0	1	0	0	0	2	13
8:10 AM	0	0	0	0	0	0	0	0	0	0	0	0	0	0	0	0	0	12
8:15 AM	2	0	0	0	0	1	0	0	0	0	0	0	1	0	0	0	4	15
8:20 AM	0	0	0	0	0	0	0	0	0	1	0	0	0	2	0	0	3	18
8:25 AM	0	0	0	1	0	0	0	0	0	2	0	0	0	0	0	0	3	19
8:30 AM	0	0	0	0	0	0	0	0	0	0	0	0	0	0	0	0	0	17
8:35 AM	0	0	0	0	0	0	0	0	0	1	0	0	0	1	0	0	2	17
8:40 AM	0	0	0	0	0	0	0	0	0	0	0	0	0	0	0	0	0	17
8:45 AM	0	0	0	0	0	0	0	0	0	0	0	0	1	0	0	0	1	17
8:50 AM	0	0	0	0	0	0	0	0	0	0	0	0	0	0	0	0	0	15
8:55 AM	0	0	2	0	0	0	0	0	0	0	0	0	1	0	0	0	3	18
9:00 AM	0	0	0	0	0	0	0	0	0	0	0	0	0	0	0	0	0	18
9:05 AM	0	0	0	0	0	0	0	0	0	0	0	0	0	0	0	0	0	16
9:10 AM	0	0	0	0	0	0	0	0	0	1	0	0	1	0	0	0	2	18
9:15 AM	0	0	0	0	0	0	0	0	0	0	0	0	0	0	0	0	0	14
9:20 AM	0	0	0	0	0	0	0	0	0	1	0	0	0	0	0	0	1	12
9:25 AM	0	0	0	0	1	1	1	0	0	0	0	0	0	1	0	0	4	13
9:30 AM	0	0	1	0	0	0	0	0	1	3	0	0	0	0	0	0	5	18
9:35 AM	0	0	0	0	1	0	0	0	0	1	0	0	0	0	0	0	2	18
9:40 AM	0	0	0	0	0	0	0	0	0	0	0	0	0	0	0	0	0	18
9:45 AM	0	0	0	0	1	0	0	0	0	0	0	0	0	2	0	0	3	20
9:50 AM	0	0	0	0	0	0	0	0	0	1	0	0	0	0	0	0	1	21
9:55 AM	0	0	0	0	0	0	0	0	0	1	0	0	1	0	0	0	2	20
10:00 AM	0	0	1	0	0	0	0	0	0	1	0	0	0	1	1	0	4	24
10:05 AM	0	0	0	0	1	0	0	0	0	0	0	0	0	0	0	0	1	25
10:10 AM	0	0	1	0	0	0	0	0	0	0	0	0	0	1	1	0	3	26
10:15 AM	0	0	0	0	1	0	0	0	0	2	0	0	0	1	0	0	4	30
10:20 AM	0	0	1	0	0	0	0	0	0	0	0	0	0	0	0	0	1	30
10:25 AM	0	0	0	0	0	0	0	0	0	0	0	0	0	0	1	0	1	27
10:30 AM	0	0	0	0	0	0	0	0	0	1	0	0	0	1	0	0	2	24

5-Min Count Period Beginning At	SE 29th Ave (Northbound)				SE 29th Ave (Southbound)				SE Van Water St (Eastbound)				SE Van Water St (Westbound)				Total	Hourly Totals
	Left	Thru	Right	U	Left	Thru	Right	U	Left	Thru	Right	U	Left	Thru	Right	U		
10:35 AM	0	0	0	0	0	0	0	0	0	1	0	0	1	0	0	0	2	24
10:40 AM	0	0	0	0	1	0	0	0	0	0	0	0	0	0	0	0	1	25
10:45 AM	0	1	0	0	0	0	0	0	0	0	1	0	0	0	0	0	2	24
10:50 AM	0	0	0	0	0	0	1	0	0	0	0	0	1	0	0	0	2	25
10:55 AM	0	0	0	0	0	0	0	0	0	0	0	1	0	0	0	0	2	25
11:00 AM	0	0	0	0	0	0	0	0	0	0	0	1	0	0	0	0	2	23
11:05 AM	0	0	0	0	0	0	0	0	0	0	3	0	0	1	0	0	4	26
11:10 AM	0	0	0	0	0	0	0	0	0	0	1	0	0	1	0	0	2	25
11:15 AM	0	0	2	0	0	0	0	0	0	0	0	0	0	0	0	0	2	23
11:20 AM	0	1	1	0	0	0	0	0	0	0	1	0	0	0	0	0	3	25
11:25 AM	0	1	0	0	0	0	0	0	0	0	2	0	0	0	0	0	3	27
11:30 AM	0	0	0	0	0	0	0	0	0	0	0	0	0	0	0	0	0	25
11:35 AM	0	0	0	0	1	0	0	0	0	0	2	0	0	1	0	0	4	27
11:40 AM	0	0	0	0	0	0	0	0	0	0	0	0	0	0	0	0	0	26
11:45 AM	0	0	0	0	0	0	0	0	0	0	0	0	1	0	0	0	1	25
11:50 AM	0	0	0	0	0	0	0	0	0	0	0	1	0	1	0	0	2	25
11:55 AM	0	0	0	0	0	0	0	0	0	0	0	0	0	0	0	0	0	23
12:00 PM	0	0	0	0	0	0	0	0	0	0	0	0	0	1	0	0	1	22
12:05 PM	0	0	0	0	0	0	0	0	0	0	0	1	0	0	0	0	1	19
12:10 PM	0	0	0	0	0	0	0	0	0	0	0	0	0	0	0	0	0	17
12:15 PM	0	0	1	0	0	0	0	0	0	0	0	0	0	1	0	0	2	17
12:20 PM	1	0	0	0	0	0	0	0	0	0	0	0	0	0	0	0	1	15
12:25 PM	0	0	0	0	0	0	1	0	0	0	0	0	0	0	0	0	1	13
12:30 PM	0	0	0	0	0	0	0	0	0	0	0	0	0	0	0	0	0	13
12:35 PM	0	0	1	0	0	0	0	0	0	0	1	0	0	2	1	1	6	15
12:40 PM	0	0	0	0	0	0	0	0	0	0	1	0	0	0	0	1	2	17
12:45 PM	0	0	1	0	0	0	0	0	0	0	0	0	0	0	0	0	1	17
12:50 PM	0	0	0	0	0	0	0	0	0	0	1	0	0	0	1	0	2	17
12:55 PM	0	0	0	0	0	0	0	0	0	0	2	0	0	1	0	0	3	20
1:00 PM	0	0	0	0	0	0	0	0	0	0	0	0	0	1	0	0	1	20
1:05 PM	0	0	0	0	0	1	0	0	0	0	0	0	0	0	1	2	4	23
1:10 PM	0	0	0	0	0	0	0	0	0	0	0	0	0	0	2	0	2	25
1:15 PM	0	1	1	0	0	0	1	0	0	0	0	0	0	0	0	0	3	26
1:20 PM	0	0	1	0	0	1	0	0	0	0	0	0	0	0	1	0	3	28
1:25 PM	0	0	0	0	0	0	0	0	0	0	0	0	0	0	1	0	1	28
1:30 PM	0	0	0	0	0	0	0	0	0	0	0	0	0	0	1	0	1	29
1:35 PM	0	0	1	0	0	0	0	0	0	0	0	0	0	1	0	1	3	26
1:40 PM	0	1	1	0	0	0	0	0	0	0	0	0	0	1	0	0	3	27
1:45 PM	0	0	0	0	1	0	0	0	0	0	0	1	0	0	0	0	2	28
1:50 PM	0	0	0	0	0	1	0	0	0	0	1	0	0	0	0	0	2	28
1:55 PM	0	0	0	0	0	1	0	0	0	0	0	0	0	0	0	0	1	26
2:00 PM	0	0	0	0	1	0	0	0	0	0	2	0	0	0	1	0	4	29
2:05 PM	0	0	0	0	1	0	0	0	0	0	0	0	0	0	0	0	1	26
2:10 PM	0	0	0	0	0	0	0	0	0	0	0	0	0	0	1	0	1	25
2:15 PM	0	0	0	0	0	0	0	0	0	0	0	0	0	0	2	0	2	24
2:20 PM	0	0	0	0	0	0	0	0	0	0	0	0	1	1	1	0	3	24
2:25 PM	0	0	0	0	0	0	0	0	0	0	0	0	0	2	0	0	2	25
2:30 PM	0	1	0	0	0	0	0	0	0	0	0	0	0	0	1	0	2	26
2:35 PM	0	0	0	0	0	0	0	0	0	0	0	0	1	0	0	0	1	24
2:40 PM	0	0	1	0	0	0	0	0	0	0	0	0	1	0	0	0	2	23
2:45 PM	0	0	0	0	0	0	0	0	0	0	0	0	1	0	0	0	1	22
2:50 PM	0	0	1	0	0	0	0	0	0	0	2	0	0	0	0	0	3	23
2:55 PM	0	0	0	0	0	0	0	0	0	0	0	0	1	0	1	0	2	24
3:00 PM	0	0	2	0	0	0	0	0	1	0	0	0	0	0	0	0	3	23
3:05 PM	0	0	1	0	0	0	0	0	0	0	0	0	0	1	0	0	2	24
3:10 PM	0	0	0	0	0	0	0	0	0	1	0	0	0	0	1	0	2	25
3:15 PM	0	0	0	0	0	0	0	0	0	0	0	0	1	1	0	0	2	25
3:20 PM	0	0	0	0	0	0	0	0	0	0	0	0	0	0	0	0	0	22
3:25 PM	0	0	0	0	0	0	0	0	0	0	0	0	1	0	0	0	1	21
3:30 PM	0	0	1	0	0	0	0	0	0	1	0	0	2	2	1	0	7	26
3:35 PM	0	0	0	0	0	0	0	0	0	0	0	0	0	0	0	0	0	25
3:40 PM	0	0	1	1	0	0	0	0	0	0	0	0	0	0	0	0	2	25
3:45 PM	0	0	0	0	0	0	0	0	0	1	1	0	0	0	0	0	2	26
3:50 PM	0	0	0	0	0	0	0	0	0	0	0	0	0	0	0	0	0	23
3:55 PM	0	0	0	0	0	0	0	0	0	0	0	0	0	0	0	0	0	21
4:00 PM	0	0	0	0	0	0	0	0	0	0	0	0	2	2	0	0	4	22
4:05 PM	0	0	1	0	1	0	0	0	0	1	0	0	0	2	0	0	5	25
4:10 PM	0	0	0	0	1	1	0	0	0	1	0	0	0	2	0	0	5	28
4:15 PM	0	0	0	0	0	0	0	0	0	0	0	0	0	1	0	0	1	27
4:20 PM	0	0	0	0	0	0	0	0	0	0	0	0	0	0	0	0	0	27
4:25 PM	0	0	0	0	0	0	0	0	0	0	0	0	0	1	0	0	1	27
4:30 PM	0	0	0	0	0	0	0	0	0	1	0	0	1	0	0	0	2	22
4:35 PM	0	0	0	0	0	0	0	0	0	0	1	0	1	0	0	0	2	24
4:40 PM	0	0	0	0	1	0	0	0	0	0	0	0	0	1	0	0	2	24
4:45 PM	0	0	0	0	0	0	0	0	0	2	0	0	1	1	0	0	4	26
4:50 PM	0	0	0	0	0	0	0	0	0	0	0	0	0	2	0	0	2	28
4:55 PM	0	0	0	0	0	0	0	0	0	1	0	0	0	1	0	0	2	30
5:00 PM	0	0	1	0	0	0	0	0	0	0	0	0	1	1	1	0	4	30
5:05 PM	0	0	1	0	0	0	0	0	0	1	0	0	1	0	0	0	3	28
5:10 PM	0	0	0	0	0	0	0	0	0	0	1	0	0	1	1	0	3	26
5:15 PM	0	0	0	0	0	0	0	0	0	1	0	0	0	1	0	0	2	27
5:20 PM	0	0	0	0	0	0	0	0	0	1	0	0	1	2	0	0	4	31
5:25 PM	0	0	0	0	0	0	0	0	0	0	0	0	1	1	0	0	2	32
5:30 PM	0	0	0	0	0	0	0	0	0	1	0	0	0	3	2	0	6	36
5:35 PM	0	0	0	0	0	0	0	0	0	1	0	0	0	0	0	0	1	35
5:40 PM	0	0	1	0	0	0	0	0	0	0	0	0	0	1	0	0	2	35
5:45 PM	0	0	1	0	0	0	0	0	0	1	0	0	0	2	0	0	4	35

5-Min Count Period Beginning At	SE 29th Ave (Northbound)				SE 29th Ave (Southbound)				SE Van Water St (Eastbound)				SE Van Water St (Westbound)				Total	Hourly Totals
	Left	Thru	Right	U	Left	Thru	Right	U	Left	Thru	Right	U	Left	Thru	Right	U		
5:50 PM	0	0	0	0	0	0	0	0	0	2	0	0	0	0	0	0	2	35
5:55 PM	0	0	0	0	0	0	0	0	0	0	0	0	0	0	0	0	0	33
6:00 PM	0	0	1	0	0	0	0	0	0	0	1	0	0	0	1	0	3	32
6:05 PM	0	0	2	0	1	0	0	0	0	1	0	0	0	0	0	0	4	33
6:10 PM	0	0	0	0	0	0	0	0	0	1	0	0	0	1	0	0	2	32
6:15 PM	0	0	0	0	0	0	0	0	0	0	0	0	0	2	1	0	3	33
6:20 PM	0	1	1	0	0	0	0	0	1	0	0	0	0	0	1	0	4	33
6:25 PM	0	0	2	0	1	0	0	0	0	0	1	0	1	1	0	0	6	37
6:30 PM	0	0	0	0	0	0	0	0	0	3	0	0	0	1	0	0	4	35
6:35 PM	0	0	1	0	0	0	0	0	0	0	0	0	0	0	0	0	1	35
6:40 PM	0	1	0	0	0	0	0	0	0	1	0	0	0	0	1	0	3	36
6:45 PM	0	0	0	0	0	0	0	0	0	1	0	0	0	0	1	0	2	34
6:50 PM	0	0	0	0	0	0	0	0	0	1	0	0	0	0	0	0	1	33
6:55 PM	0	1	0	0	0	0	0	0	0	0	0	0	0	1	0	0	2	35
7:00 PM	0	0	1	0	0	0	0	0	0	1	0	0	0	0	0	0	2	34
7:05 PM	0	0	0	0	0	0	0	0	0	0	0	0	0	0	0	0	0	30
7:10 PM	0	0	0	0	0	0	0	0	0	0	0	0	1	0	0	0	1	29
7:15 PM	0	0	1	0	1	0	0	0	0	0	1	0	0	0	0	0	3	29
7:20 PM	0	0	1	0	0	0	0	0	0	1	0	0	1	0	0	0	3	28
7:25 PM	0	0	0	0	0	0	0	0	0	0	0	0	0	3	0	0	3	25
7:30 PM	0	0	0	0	1	0	0	0	0	0	0	0	1	0	0	0	2	23
7:35 PM	0	1	0	0	0	0	0	0	0	1	0	0	2	0	0	0	4	26
7:40 PM	0	0	0	0	2	0	0	0	0	0	0	0	1	0	0	0	3	26
7:45 PM	0	0	0	0	0	0	0	0	0	0	0	0	0	0	1	0	1	25
7:50 PM	0	0	0	0	0	0	0	0	0	0	0	0	1	0	0	0	1	25
7:55 PM	0	0	0	0	0	0	0	0	0	1	0	0	0	0	0	0	1	24
8:00 PM	0	0	0	0	1	0	0	0	0	0	0	0	0	0	0	0	1	23
8:05 PM	0	0	0	0	0	0	0	0	0	0	0	0	0	1	0	0	1	24
8:10 PM	0	0	0	0	0	0	0	0	0	1	1	0	0	1	0	0	3	26
8:15 PM	0	0	0	0	0	0	0	0	0	0	0	0	1	1	0	0	2	25
8:20 PM	0	0	0	0	0	0	0	0	0	0	0	0	0	0	0	0	0	22
8:25 PM	0	0	0	0	0	0	0	0	0	0	0	0	0	0	0	0	0	19
8:30 PM	0	0	0	0	0	0	0	0	0	0	0	0	0	0	0	0	0	17
8:35 PM	0	0	0	0	0	0	0	0	0	0	0	0	1	0	0	0	1	14
8:40 PM	0	0	0	0	0	0	0	0	0	0	0	0	0	1	0	0	1	12
8:45 PM	0	0	0	0	0	0	0	0	0	1	0	0	0	1	0	0	2	13
8:50 PM	0	0	0	0	0	0	0	0	0	0	0	0	0	1	0	0	1	13
8:55 PM	0	0	0	0	0	0	0	0	0	0	0	0	0	0	0	0	0	12
9:00 PM	0	0	0	0	0	0	0	0	0	0	0	0	0	0	0	0	0	11
9:05 PM	0	0	0	0	0	0	0	0	0	0	0	0	0	0	0	0	0	10
9:10 PM	0	0	1	0	0	0	0	0	0	0	0	0	0	0	0	0	1	8
9:15 PM	0	0	0	0	0	0	0	0	0	0	0	0	0	0	0	0	0	6
9:20 PM	0	0	0	0	0	0	0	0	0	0	0	0	0	0	0	0	0	6
9:25 PM	0	0	0	0	0	0	0	0	0	0	0	0	0	0	0	0	0	6
9:30 PM	0	0	0	0	0	0	0	0	0	0	0	0	0	1	0	0	1	7
9:35 PM	0	0	0	0	0	0	0	0	0	0	0	0	0	0	0	0	0	6
9:40 PM	0	0	0	0	0	0	0	0	0	0	0	0	0	0	0	0	0	5
9:45 PM	0	0	0	0	0	0	0	0	0	0	0	0	0	0	0	0	0	3
9:50 PM	0	0	0	0	0	0	0	0	0	0	0	0	1	0	0	0	1	3
9:55 PM	0	0	0	0	0	0	0	0	0	0	0	0	0	0	0	0	0	3
10:00 PM	0	0	0	0	0	0	0	0	0	1	0	0	0	0	0	0	1	4
10:05 PM	0	0	0	0	0	0	0	0	0	0	0	0	0	1	0	0	1	5
10:10 PM	0	0	0	0	0	0	0	0	0	0	0	0	0	0	0	0	0	4
10:15 PM	0	0	0	0	0	0	0	0	0	1	0	0	0	0	0	0	1	5
10:20 PM	0	0	0	0	0	0	0	0	0	0	0	0	0	1	0	0	1	6
10:25 PM	0	0	0	0	0	0	0	0	0	0	0	0	0	0	0	0	0	6
10:30 PM	0	0	0	0	0	0	0	0	0	0	0	0	0	0	0	0	0	5
10:35 PM	0	0	0	0	0	0	0	0	0	0	0	0	0	0	0	0	0	5
10:40 PM	0	0	0	0	0	0	0	0	0	0	0	0	0	0	0	0	0	5
10:45 PM	0	0	0	0	0	1	0	0	0	0	0	0	0	0	0	0	1	6
10:50 PM	0	0	0	0	0	0	0	0	0	0	0	0	0	0	0	0	0	5
10:55 PM	0	0	0	0	0	0	0	0	0	0	0	0	1	0	0	0	1	6
11:00 PM	0	0	0	0	0	0	0	0	0	0	0	0	0	1	0	0	1	6
11:05 PM	0	0	1	0	0	0	0	0	0	0	0	0	0	0	0	0	1	6
11:10 PM	0	0	2	0	0	0	0	0	0	0	0	0	0	0	0	0	2	8
11:15 PM	0	0	1	0	0	0	0	0	0	0	0	0	0	0	0	0	1	8
11:20 PM	0	0	0	0	0	0	0	0	0	1	0	0	0	2	0	0	3	10
11:25 PM	0	0	0	0	0	0	0	0	0	0	0	0	0	0	0	0	0	10
11:30 PM	0	0	0	0	0	0	0	0	0	0	0	0	0	0	0	0	0	10
11:35 PM	0	0	0	0	0	0	0	0	0	0	0	0	0	0	0	0	0	10
11:40 PM	0	0	0	0	0	0	0	0	0	0	0	0	0	1	0	0	1	11
11:45 PM	0	0	0	0	0	0	0	0	0	0	0	0	0	0	0	0	0	10
11:50 PM	0	0	0	0	0	1	0	0	0	0	0	0	0	0	0	0	1	11
11:55 PM	0	0	0	0	0	0	0	0	0	0	0	0	0	0	0	0	0	10
Peak 15-Min Flowrates	Northbound				Southbound				Eastbound				Westbound				Total	
	Left	Thru	Right	U	Left	Thru	Right	U	Left	Thru	Right	U	Left	Thru	Right	U		
All Vehicles	0	4	12	0	4	0	0	0	4	0	4	0	4	12	8	0	52	
Heavy Trucks	0	0	0	0	0	0	0	0	0	0	0	0	0	0	0	0	0	
Buses																		
Pedestrians		20				4				20				0			44	
Bicycles	4	0	0		0	0	0		0	4	12		4	0	0		24	
Scoters																		

Comments:



Type of report: Tube Count - Speed Data

LOCATION: NB SE 29th Ave S of SE Balfour St														QC JOB #: 15923806			
SPECIFIC LOCATION:														DIRECTION: NB			
CITY/STATE: Milwaukie, OR														DATE: Sep 20 2022			
Start Time	1 15	16 20	21 25	26 30	31 35	36 40	41 45	46 50	51 55	56 60	61 65	66 70	71 75	76 999	Total	Pace Speed	Number in Pace
12:00 AM	0	0	0	0	0	0	0	0	0	0	0	0	0	0	0	1-10	0
12:15 AM	0	0	0	0	0	0	0	0	0	0	0	0	0	0	0	1-10	0
12:30 AM	0	0	0	0	0	0	0	0	0	0	0	0	0	0	0	1-10	0
12:45 AM	0	0	0	0	0	0	0	0	0	0	0	0	0	0	0	1-10	0
01:00 AM	0	0	0	0	0	0	0	0	0	0	0	0	0	0	0	1-10	0
01:15 AM	0	0	0	0	0	0	0	0	0	0	0	0	0	0	0	1-10	0
01:30 AM	0	0	0	0	0	0	0	0	0	0	0	0	0	0	0	1-10	0
01:45 AM	1	0	0	0	0	0	0	0	0	0	0	0	0	0	1	1-10	1
02:00 AM	0	0	0	0	0	0	0	0	0	0	0	0	0	0	0	1-10	0
02:15 AM	0	0	0	0	0	0	0	0	0	0	0	0	0	0	0	1-10	0
02:30 AM	0	0	0	0	0	0	0	0	0	0	0	0	0	0	0	1-10	0
02:45 AM	0	0	0	0	0	0	0	0	0	0	0	0	0	0	0	1-10	0
03:00 AM	0	0	0	0	0	0	0	0	0	0	0	0	0	0	0	1-10	0
03:15 AM	1	0	0	0	0	0	0	0	0	0	0	0	0	0	1	1-10	1
03:30 AM	0	0	0	0	0	0	0	0	0	0	0	0	0	0	0	1-10	0
03:45 AM	0	0	0	0	0	0	0	0	0	0	0	0	0	0	0	1-10	0
04:00 AM	0	0	0	0	0	0	0	0	0	0	0	0	0	0	0	1-10	0
04:15 AM	0	0	0	0	0	0	0	0	0	0	0	0	0	0	0	1-10	0
04:30 AM	0	0	0	0	0	0	0	0	0	0	0	0	0	0	0	1-10	0
04:45 AM	0	0	0	0	0	0	0	0	0	0	0	0	0	0	0	1-10	0
05:00 AM	0	0	0	0	0	0	0	0	0	0	0	0	0	0	0	1-10	0
05:15 AM	0	0	0	0	0	0	0	0	0	0	0	0	0	0	0	1-10	0
05:30 AM	0	0	0	0	0	0	0	0	0	0	0	0	0	0	0	1-10	0
05:45 AM	0	0	0	0	0	0	0	0	0	0	0	0	0	0	0	1-10	0
<b>Day Total Percent</b>																	
<b>AM Peak 15-min Vol</b>																	
<b>PM Peak 15-min Vol</b>																	
<i>Comments:</i>																	

Type of report: Tube Count - Speed Data

LOCATION: NB SE 29th Ave S of SE Balfour St														QC JOB #: 15923806			
SPECIFIC LOCATION:														DIRECTION: NB			
CITY/STATE: Milwaukie, OR														DATE: Sep 20 2022			
Start Time	1 15	16 20	21 25	26 30	31 35	36 40	41 45	46 50	51 55	56 60	61 65	66 70	71 75	76 999	Total	Pace Speed	Number in Pace
06:00 AM	0	0	0	0	0	0	0	0	0	0	0	0	0	0	0	1-10	0
06:15 AM	0	0	0	0	0	0	0	0	0	0	0	0	0	0	0	1-10	0
06:30 AM	0	0	0	0	0	0	0	0	0	0	0	0	0	0	0	1-10	0
06:45 AM	0	0	0	0	0	0	0	0	0	0	0	0	0	0	0	1-10	0
07:00 AM	0	0	0	0	0	0	0	0	0	0	0	0	0	0	0	1-10	0
07:15 AM	0	0	0	0	0	0	0	0	0	0	0	0	0	0	0	1-10	0
07:30 AM	0	0	0	0	0	0	0	0	0	0	0	0	0	0	0	1-10	0
07:45 AM	0	0	0	0	0	0	0	0	0	0	0	0	0	0	0	1-10	0
08:00 AM	0	0	0	0	0	0	0	0	0	0	0	0	0	0	0	1-10	0
08:15 AM	0	0	0	0	0	0	0	0	0	0	0	0	0	0	0	1-10	0
08:30 AM	0	0	0	0	0	0	0	0	0	0	0	0	0	0	0	1-10	0
08:45 AM	0	0	0	0	0	0	0	0	0	0	0	0	0	0	0	1-10	0
09:00 AM	0	0	0	0	0	0	0	0	0	0	0	0	0	0	0	1-10	0
09:15 AM	0	0	0	0	0	0	0	0	0	0	0	0	0	0	0	1-10	0
09:30 AM	1	0	0	0	0	0	0	0	0	0	0	0	0	0	1	1-10	1
09:45 AM	1	0	0	0	0	0	0	0	0	0	0	0	0	0	1	1-10	1
10:00 AM	0	0	0	0	0	0	0	0	0	0	0	0	0	0	0	1-10	0
10:15 AM	0	0	0	0	0	0	0	0	0	0	0	0	0	0	0	1-10	0
10:30 AM	0	0	0	0	0	0	0	0	0	0	0	0	0	0	0	1-10	0
10:45 AM	0	0	0	0	0	0	0	0	0	0	0	0	0	0	0	1-10	0
11:00 AM	0	0	0	0	0	0	0	0	0	0	0	0	0	0	0	1-10	0
11:15 AM	2	0	0	0	0	0	0	0	0	0	0	0	0	0	2	1-10	1
11:30 AM	0	0	0	0	0	0	0	0	0	0	0	0	0	0	0	1-10	0
11:45 AM	0	0	0	0	0	0	0	0	0	0	0	0	0	0	0	1-10	0
<b>Day Total</b>																	
<b>Percent</b>																	
<b>AM Peak</b>																	
<b>15-min Vol</b>																	
<b>PM Peak</b>																	
<b>15-min Vol</b>																	
<i>Comments:</i>																	

Type of report: Tube Count - Speed Data

**LOCATION:** NB SE 29th Ave S of SE Balfour St **QC JOB #:** 15923806  
**SPECIFIC LOCATION:** **DIRECTION:** NB  
**CITY/STATE:** Milwaukie, OR **DATE:** Sep 20 2022

Start Time	1 15	16 20	21 25	26 30	31 35	36 40	41 45	46 50	51 55	56 60	61 65	66 70	71 75	76 999	Total	Pace Speed	Number in Pace
12:00 PM	0	0	0	0	0	0	0	0	0	0	0	0	0	0	0	1-10	0
12:15 PM	1	0	0	0	0	0	0	0	0	0	0	0	0	0	1	1-10	1
12:30 PM	1	0	0	0	0	0	0	0	0	0	0	0	0	0	1	1-10	1
12:45 PM	0	0	0	0	0	0	0	0	0	0	0	0	0	0	0	1-10	0
01:00 PM	0	0	0	0	0	0	0	0	0	0	0	0	0	0	0	1-10	0
01:15 PM	0	0	0	0	0	0	0	0	0	0	0	0	0	0	0	1-10	0
01:30 PM	1	0	0	0	0	0	0	0	0	0	0	0	0	0	1	1-10	1
01:45 PM	1	0	0	0	0	0	0	0	0	0	0	0	0	0	1	1-10	1
02:00 PM	1	0	0	0	0	0	0	0	0	0	0	0	0	0	1	1-10	1
02:15 PM	1	0	0	0	0	0	0	0	0	0	0	0	0	0	1	1-10	1
02:30 PM	0	0	0	0	0	0	0	0	0	0	0	0	0	0	0	1-10	0
02:45 PM	1	0	0	0	0	0	0	0	0	0	0	0	0	0	1	1-10	1
03:00 PM	1	0	0	0	0	0	0	0	0	0	0	0	0	0	1	1-10	1
03:15 PM	0	0	0	0	0	0	0	0	0	0	0	0	0	0	0	1-10	0
03:30 PM	1	0	0	0	0	0	0	0	0	0	0	0	0	0	1	1-10	1
03:45 PM	0	0	0	0	0	0	0	0	0	0	0	0	0	0	0	1-10	0
04:00 PM	1	0	0	0	0	0	0	0	0	0	0	0	0	0	1	1-10	1
04:15 PM	1	0	0	0	0	0	0	0	0	0	0	0	0	0	1	1-10	1
04:30 PM	0	1	0	0	0	0	0	0	0	0	0	0	0	0	1	11-20	1
04:45 PM	0	0	0	0	0	0	0	0	0	0	0	0	0	0	0	1-10	0
05:00 PM	0	0	0	0	0	0	0	0	0	0	0	0	0	0	0	1-10	0
05:15 PM	0	0	0	0	0	0	0	0	0	0	0	0	0	0	0	1-10	0
05:30 PM	0	0	0	0	0	0	0	0	0	0	0	0	0	0	0	1-10	0
05:45 PM	0	0	0	0	0	0	0	0	0	0	0	0	0	0	0	1-10	0
<b>Day Total Percent</b>																	
<b>AM Peak 15-min Vol</b>																	
<b>PM Peak 15-min Vol</b>																	
<i>Comments:</i>																	

Type of report: Tube Count - Speed Data

LOCATION: NB SE 29th Ave S of SE Balfour St														QC JOB #: 15923806			
SPECIFIC LOCATION:														DIRECTION: NB			
CITY/STATE: Milwaukie, OR														DATE: Sep 20 2022			
Start Time	15	16 20	21 25	26 30	31 35	36 40	41 45	46 50	51 55	56 60	61 65	66 70	71 75	76 999	Total	Pace Speed	Number in Pace
06:00 PM	0	1	0	0	0	0	0	0	0	0	0	0	0	0	1	11-20	1
06:15 PM	2	0	0	0	0	0	0	0	0	0	0	0	0	0	2	1-10	1
06:30 PM	0	0	0	0	0	0	0	0	0	0	0	0	0	0	0	1-10	0
06:45 PM	0	0	0	0	0	0	0	0	0	0	0	0	0	0	0	1-10	0
07:00 PM	0	0	0	0	0	0	0	0	0	0	0	0	0	0	0	1-10	0
07:15 PM	0	0	0	0	0	0	0	0	0	0	0	0	0	0	0	1-10	0
07:30 PM	0	0	0	0	0	0	0	0	0	0	0	0	0	0	0	1-10	0
07:45 PM	0	0	0	0	0	0	0	0	0	0	0	0	0	0	0	1-10	0
08:00 PM	1	0	0	0	0	0	0	0	0	0	0	0	0	0	1	1-10	1
08:15 PM	0	0	0	0	0	0	0	0	0	0	0	0	0	0	0	1-10	0
08:30 PM	0	0	0	0	0	0	0	0	0	0	0	0	0	0	0	1-10	0
08:45 PM	0	0	0	0	0	0	0	0	0	0	0	0	0	0	0	1-10	0
09:00 PM	0	0	0	0	0	0	0	0	0	0	0	0	0	0	0	1-10	0
09:15 PM	0	0	0	0	0	0	0	0	0	0	0	0	0	0	0	1-10	0
09:30 PM	1	0	0	0	0	0	0	0	0	0	0	0	0	0	1	1-10	1
09:45 PM	0	0	0	0	0	0	0	0	0	0	0	0	0	0	0	1-10	0
10:00 PM	0	0	0	0	0	0	0	0	0	0	0	0	0	0	0	1-10	0
10:15 PM	0	0	0	0	0	0	0	0	0	0	0	0	0	0	0	1-10	0
10:30 PM	0	0	0	0	0	0	0	0	0	0	0	0	0	0	0	1-10	0
10:45 PM	0	0	0	0	0	0	0	0	0	0	0	0	0	0	0	1-10	0
11:00 PM	0	0	0	0	0	0	0	0	0	0	0	0	0	0	0	1-10	0
11:15 PM	0	0	0	0	0	0	0	0	0	0	0	0	0	0	0	1-10	0
11:30 PM	0	0	0	0	0	0	0	0	0	0	0	0	0	0	0	1-10	0
11:45 PM	0	0	0	0	0	0	0	0	0	0	0	0	0	0	0	1-10	0
<b>Day Total</b>	21	2	0	0	0	0	0	0	0	0	0	0	0	0	23	1-10	14
<b>Percent</b>	91.3%	8.7%	0%	0%	0%	0%	0%	0%	0%	0%	0%	0%	0%	0%			
<b>AM Peak 15-min Vol</b>	11:15 AM 2	12:00 AM 0	12:00 AM 0	12:00 AM 0	12:00 AM 0	12:00 AM 0	12:00 AM 0	12:00 AM 0	12:00 AM 0	12:00 AM 0	12:00 AM 0	12:00 AM 0	12:00 AM 0	12:00 AM 0	11:15 AM 2		
<b>PM Peak 15-min Vol</b>	6:15 PM 2	4:30 PM 1	12:00 PM 0	12:00 PM 0	12:00 PM 0	12:00 PM 0	12:00 PM 0	12:00 PM 0	12:00 PM 0	12:00 PM 0	12:00 PM 0	12:00 PM 0	12:00 PM 0	12:00 PM 0	6:15 PM 2		
<i>Comments:</i>																	

Type of report: Tube Count - Speed Data

**SUMMARY - Tube Count - Speed Data**

<b>LOCATION:</b> NB SE 29th Ave S of SE Balfour St														<b>QC JOB #:</b> 15923806			
<b>SPECIFIC LOCATION:</b>														<b>DIRECTION:</b> NB			
<b>CITY/STATE:</b> Milwaukie, OR														<b>DATE:</b> Sep 20 2022			
Speed Range	1 15	16 20	21 25	26 30	31 35	36 40	41 45	46 50	51 55	56 60	61 65	66 70	71 75	76 999	Total	Pace Speed	Number in Pace
<b>Grand Total</b>	21	2	0	0	0	0	0	0	0	0	0	0	0	0	23	1-10	14
<b>Percent</b>	91.3%	8.7%	0%	0%	0%	0%	0%	0%	0%	0%	0%	0%	0%	0%			
<b>Cumulative Percent</b>	91.3%	100%	100%	100%	100%	100%	100%	100%	100%	100%	100%	100%	100%	100%			
<b>ADT</b> 23															<b>85th Percentile:</b> 13 MPH <b>Mean Speed(Average):</b> 8 MPH <b>Median:</b> 8 MPH <b>Mode:</b> 8 MPH		
<i>Comments:</i>																	

Report generated on 10/10/2022 3:09 PM

SOURCE: Quality Counts, LLC (<http://www.qualitycounts.net>)



Type of report: Tube Count - Speed Data

LOCATION: EB SE Balfour St W of SE 29th Ave														QC JOB #: 15923807			
SPECIFIC LOCATION:														DIRECTION: EB			
CITY/STATE: Milwaukie, OR														DATE: Sep 20 2022			
Start Time	1 15	16 20	21 25	26 30	31 35	36 40	41 45	46 50	51 55	56 60	61 65	66 70	71 75	76 999	Total	Pace Speed	Number in Pace
12:00 AM	0	0	0	0	0	0	0	0	0	0	0	0	0	0	0	1-10	0
12:15 AM	0	0	0	0	0	0	0	0	0	0	0	0	0	0	0	1-10	0
12:30 AM	0	0	0	0	0	0	0	0	0	0	0	0	0	0	0	1-10	0
12:45 AM	0	0	0	0	0	0	0	0	0	0	0	0	0	0	0	1-10	0
01:00 AM	0	0	0	0	0	0	0	0	0	0	0	0	0	0	0	1-10	0
01:15 AM	0	0	0	0	0	0	0	0	0	0	0	0	0	0	0	1-10	0
01:30 AM	0	0	0	0	0	0	0	0	0	0	0	0	0	0	0	1-10	0
01:45 AM	0	0	0	0	0	0	0	0	0	0	0	0	0	0	0	1-10	0
02:00 AM	0	0	0	0	0	0	0	0	0	0	0	0	0	0	0	1-10	0
02:15 AM	0	0	0	0	0	0	0	0	0	0	0	0	0	0	0	1-10	0
02:30 AM	0	0	0	0	0	0	0	0	0	0	0	0	0	0	0	1-10	0
02:45 AM	0	0	0	0	0	0	0	0	0	0	0	0	0	0	0	1-10	0
03:00 AM	0	0	0	0	0	0	0	0	0	0	0	0	0	0	0	1-10	0
03:15 AM	0	0	0	0	0	0	0	0	0	0	0	0	0	0	0	1-10	0
03:30 AM	0	0	0	0	0	0	0	0	0	0	0	0	0	0	0	1-10	0
03:45 AM	0	0	0	0	0	0	0	0	0	0	0	0	0	0	0	1-10	0
04:00 AM	0	0	0	0	0	0	0	0	0	0	0	0	0	0	0	1-10	0
04:15 AM	0	0	0	0	0	0	0	0	0	0	0	0	0	0	0	1-10	0
04:30 AM	0	0	0	0	0	0	0	0	0	0	0	0	0	0	0	1-10	0
04:45 AM	0	0	0	0	0	0	0	0	0	0	0	0	0	0	0	1-10	0
05:00 AM	0	0	0	0	0	0	0	0	0	0	0	0	0	0	0	1-10	0
05:15 AM	0	0	0	0	0	0	0	0	0	0	0	0	0	0	0	1-10	0
05:30 AM	1	0	0	0	0	0	0	0	0	0	0	0	0	0	1	1-10	1
05:45 AM	0	0	0	0	0	0	0	0	0	0	0	0	0	0	0	1-10	0
<b>Day Total</b>																	
<b>Percent</b>																	
<b>AM Peak</b>																	
<b>15-min Vol</b>																	
<b>PM Peak</b>																	
<b>15-min Vol</b>																	
<i>Comments:</i>																	

Type of report: Tube Count - Speed Data

**LOCATION:** EB SE Balfour St W of SE 29th Ave **QC JOB #:** 15923807  
**SPECIFIC LOCATION:** **DIRECTION:** EB  
**CITY/STATE:** Milwaukie, OR **DATE:** Sep 20 2022

Start Time	1 15	16 20	21 25	26 30	31 35	36 40	41 45	46 50	51 55	56 60	61 65	66 70	71 75	76 999	Total	Pace Speed	Number in Pace
06:00 AM	0	0	0	0	0	0	0	0	0	0	0	0	0	0	0	1-10	0
06:15 AM	2	0	0	0	0	0	0	0	0	0	0	0	0	0	2	1-10	1
06:30 AM	0	0	0	0	0	0	0	0	0	0	0	0	0	0	0	1-10	0
06:45 AM	2	0	0	0	0	0	0	0	0	0	0	0	0	0	2	1-10	1
07:00 AM	2	0	0	0	0	0	0	0	0	0	0	0	0	0	2	1-10	1
07:15 AM	0	0	0	0	0	0	0	0	0	0	0	0	0	0	0	1-10	0
07:30 AM	1	0	0	0	0	0	0	0	0	0	0	0	0	0	1	1-10	1
07:45 AM	1	0	0	0	0	0	0	0	0	0	0	0	0	0	1	1-10	1
08:00 AM	0	0	0	0	0	0	0	0	0	0	0	0	0	0	0	1-10	0
08:15 AM	1	0	0	0	0	0	0	0	0	0	0	0	0	0	1	1-10	1
08:30 AM	0	0	0	0	0	0	0	0	0	0	0	0	0	0	0	1-10	0
08:45 AM	0	0	0	0	0	0	0	0	0	0	0	0	0	0	0	1-10	0
09:00 AM	0	0	0	0	0	0	0	0	0	0	0	0	0	0	0	1-10	0
09:15 AM	0	0	0	0	0	0	0	0	0	0	0	0	0	0	0	1-10	0
09:30 AM	1	0	0	0	0	0	0	0	0	0	0	0	0	0	1	1-10	1
09:45 AM	1	0	0	0	0	0	0	0	0	0	0	0	0	0	1	1-10	1
10:00 AM	3	0	0	0	0	0	0	0	0	0	0	0	0	0	3	1-10	2
10:15 AM	0	0	0	0	0	0	0	0	0	0	0	0	0	0	0	1-10	0
10:30 AM	1	0	0	0	0	0	0	0	0	0	0	0	0	0	1	1-10	1
10:45 AM	1	0	0	0	0	0	0	0	0	0	0	0	0	0	1	1-10	1
11:00 AM	0	0	0	0	0	0	0	0	0	0	0	0	0	0	0	1-10	0
11:15 AM	3	0	0	0	0	0	0	0	0	0	0	0	0	0	3	1-10	2
11:30 AM	0	0	0	0	0	0	0	0	0	0	0	0	0	0	0	1-10	0
11:45 AM	0	0	0	0	0	0	0	0	0	0	0	0	0	0	0	1-10	0
<b>Day Total</b>																	
<b>Percent</b>																	
<b>AM Peak</b>																	
<b>15-min Vol</b>																	
<b>PM Peak</b>																	
<b>15-min Vol</b>																	
<i>Comments:</i>																	

Type of report: Tube Count - Speed Data

LOCATION: EB SE Balfour St W of SE 29th Ave															QC JOB #: 15923807		
SPECIFIC LOCATION:															DIRECTION: EB		
CITY/STATE: Milwaukie, OR															DATE: Sep 20 2022		
Start Time	1 15	16 20	21 25	26 30	31 35	36 40	41 45	46 50	51 55	56 60	61 65	66 70	71 75	76 999	Total	Pace Speed	Number in Pace
12:00 PM	0	0	0	0	0	0	0	0	0	0	0	0	0	0	0	1-10	0
12:15 PM	1	0	0	0	0	0	0	0	0	0	0	0	0	0	1	1-10	1
12:30 PM	0	0	0	0	0	0	0	0	0	0	0	0	0	0	0	1-10	0
12:45 PM	0	0	0	0	0	0	0	0	0	0	0	0	0	0	0	1-10	0
01:00 PM	0	0	0	0	0	0	0	0	0	0	0	0	0	0	0	1-10	0
01:15 PM	0	0	0	0	0	0	0	0	0	0	0	0	0	0	0	1-10	0
01:30 PM	1	0	0	0	0	0	0	0	0	0	0	0	0	0	1	1-10	1
01:45 PM	1	0	0	0	0	0	0	0	0	0	0	0	0	0	1	1-10	1
02:00 PM	1	0	0	0	0	0	0	0	0	0	0	0	0	0	1	1-10	1
02:15 PM	1	0	0	0	0	0	0	0	0	0	0	0	0	0	1	1-10	1
02:30 PM	1	0	0	0	0	0	0	0	0	0	0	0	0	0	1	1-10	1
02:45 PM	1	0	0	0	0	0	0	0	0	0	0	0	0	0	1	1-10	1
03:00 PM	0	0	0	0	0	0	0	0	0	0	0	0	0	0	0	1-10	0
03:15 PM	1	2	0	0	0	0	0	0	0	0	0	0	0	0	3	11-20	2
03:30 PM	0	0	0	0	0	0	0	0	0	0	0	0	0	0	0	1-10	0
03:45 PM	0	0	0	0	0	0	0	0	0	0	0	0	0	0	0	1-10	0
04:00 PM	1	0	0	0	0	0	0	0	0	0	0	0	0	0	1	1-10	1
04:15 PM	1	0	0	0	0	0	0	0	0	0	0	0	0	0	1	1-10	1
04:30 PM	2	0	0	0	0	0	0	0	0	0	0	0	0	0	2	1-10	1
04:45 PM	0	0	0	0	0	0	0	0	0	0	0	0	0	0	0	1-10	0
05:00 PM	0	0	0	0	0	0	0	0	0	0	0	0	0	0	0	1-10	0
05:15 PM	0	0	0	0	0	0	0	0	0	0	0	0	0	0	0	1-10	0
05:30 PM	0	0	0	0	0	0	0	0	0	0	0	0	0	0	0	1-10	0
05:45 PM	1	0	0	0	0	0	0	0	0	0	0	0	0	0	1	1-10	1
<b>Day Total</b>																	
<b>Percent</b>																	
<b>AM Peak</b>																	
<b>15-min Vol</b>																	
<b>PM Peak</b>																	
<b>15-min Vol</b>																	
<i>Comments:</i>																	



Type of report: Tube Count - Speed Data

LOCATION: EB SE Balfour St W of SE 29th Ave														QC JOB #: 15923807			
SPECIFIC LOCATION:														DIRECTION: EB			
CITY/STATE: Milwaukie, OR														DATE: Sep 20 2022			
Start Time	1 15	16 20	21 25	26 30	31 35	36 40	41 45	46 50	51 55	56 60	61 65	66 70	71 75	76 999	Total	Pace Speed	Number in Pace
06:00 PM	0	0	0	0	0	0	0	0	0	0	0	0	0	0	0	1-10	0
06:15 PM	2	0	0	0	0	0	0	0	0	0	0	0	0	0	2	1-10	1
06:30 PM	1	0	0	0	0	0	0	0	0	0	0	0	0	0	1	1-10	1
06:45 PM	1	0	0	0	0	0	0	0	0	0	0	0	0	0	1	1-10	1
07:00 PM	0	0	0	0	0	0	0	0	0	0	0	0	0	0	0	1-10	0
07:15 PM	0	0	0	0	0	0	0	0	0	0	0	0	0	0	0	1-10	0
07:30 PM	1	1	0	0	0	0	0	0	0	0	0	0	0	0	2	11-20	1
07:45 PM	0	0	0	0	0	0	0	0	0	0	0	0	0	0	0	1-10	0
08:00 PM	0	0	0	0	0	0	0	0	0	0	0	0	0	0	0	1-10	0
08:15 PM	0	0	0	0	0	0	0	0	0	0	0	0	0	0	0	1-10	0
08:30 PM	0	0	0	0	0	0	0	0	0	0	0	0	0	0	0	1-10	0
08:45 PM	1	0	0	0	0	0	0	0	0	0	0	0	0	0	1	1-10	1
09:00 PM	2	0	0	0	0	0	0	0	0	0	0	0	0	0	2	1-10	1
09:15 PM	0	0	0	0	0	0	0	0	0	0	0	0	0	0	0	1-10	0
09:30 PM	4	0	0	0	0	0	0	0	0	0	0	0	0	0	4	1-10	3
09:45 PM	0	0	0	0	0	0	0	0	0	0	0	0	0	0	0	1-10	0
10:00 PM	0	0	0	0	0	0	0	0	0	0	0	0	0	0	0	1-10	0
10:15 PM	0	0	0	0	0	0	0	0	0	0	0	0	0	0	0	1-10	0
10:30 PM	0	0	0	0	0	0	0	0	0	0	0	0	0	0	0	1-10	0
10:45 PM	0	0	0	0	0	0	0	0	0	0	0	0	0	0	0	1-10	0
11:00 PM	0	0	0	0	0	0	0	0	0	0	0	0	0	0	0	1-10	0
11:15 PM	0	0	0	0	0	0	0	0	0	0	0	0	0	0	0	1-10	0
11:30 PM	0	0	0	0	0	0	0	0	0	0	0	0	0	0	0	1-10	0
11:45 PM	0	0	0	0	0	0	0	0	0	0	0	0	0	0	0	1-10	0
<b>Day Total</b>	45	3	0	0	0	0	0	0	0	0	0	0	0	0	48	1-10	30
<b>Percent</b>	93.8%	6.3%	0%	0%	0%	0%	0%	0%	0%	0%	0%	0%	0%	0%			
<b>AM Peak 15-min Vol</b>	10:00 AM 3	10:15 AM 0	10:30 AM 0	10:45 AM 0	11:00 AM 0	11:15 AM 0	11:30 AM 0	11:45 AM 0	12:00 AM 0	12:15 AM 0	12:30 AM 0	12:45 AM 0	1:00 AM 0	1:15 AM 0	1:30 AM 0	1:45 AM 0	10:00 AM 3
<b>PM Peak 15-min Vol</b>	9:30 PM 4	9:45 PM 2	10:00 PM 0	10:15 PM 0	10:30 PM 0	10:45 PM 0	11:00 PM 0	11:15 PM 0	11:30 PM 0	11:45 PM 0	12:00 PM 0	12:15 PM 0	12:30 PM 0	12:45 PM 0	1:00 PM 0	1:15 PM 0	9:30 PM 4
<i>Comments:</i>																	

**SUMMARY - Tube Count - Speed Data**

<b>LOCATION:</b> EB SE Balfour St W of SE 29th Ave														<b>QC JOB #:</b> 15923807			
<b>SPECIFIC LOCATION:</b>														<b>DIRECTION:</b> EB			
<b>CITY/STATE:</b> Milwaukie, OR														<b>DATE:</b> Sep 20 2022			
Speed Range	1 15	16 20	21 25	26 30	31 35	36 40	41 45	46 50	51 55	56 60	61 65	66 70	71 75	76 999	Total	Pace Speed	Number in Pace
<b>Grand Total</b>	45	3	0	0	0	0	0	0	0	0	0	0	0	0	48	1-10	30
<b>Percent</b>	93.8%	6.3%	0%	0%	0%	0%	0%	0%	0%	0%	0%	0%	0%	0%			
<b>Cumulative Percent</b>	93.8%	100%	100%	100%	100%	100%	100%	100%	100%	100%	100%	100%	100%	100%			
<b>ADT</b> 48															<b>85th Percentile:</b> 13 MPH <b>Mean Speed(Average):</b> 8 MPH <b>Median:</b> 8 MPH <b>Mode:</b> 8 MPH		
<i>Comments:</i>																	



Type of report: Tube Count - Speed Data

**LOCATION:** SB SE 29th Ave N of SE Balfour St **QC JOB #:** 15923808  
**SPECIFIC LOCATION:** **DIRECTION:** SB  
**CITY/STATE:** Milwaukie, OR **DATE:** Sep 20 2022

Start Time	1 15	16 20	21 25	26 30	31 35	36 40	41 45	46 50	51 55	56 60	61 65	66 70	71 75	76 999	Total	Pace Speed	Number in Pace
12:00 AM	0	0	0	0	0	0	0	0	0	0	0	0	0	0	0	1-10	0
12:15 AM	0	0	0	0	0	0	0	0	0	0	0	0	0	0	0	1-10	0
12:30 AM	0	0	0	0	0	0	0	0	0	0	0	0	0	0	0	1-10	0
12:45 AM	0	0	0	0	0	0	0	0	0	0	0	0	0	0	0	1-10	0
01:00 AM	0	0	0	0	0	0	0	0	0	0	0	0	0	0	0	1-10	0
01:15 AM	0	0	0	0	0	0	0	0	0	0	0	0	0	0	0	1-10	0
01:30 AM	0	0	0	0	0	0	0	0	0	0	0	0	0	0	0	1-10	0
01:45 AM	0	0	0	0	0	0	0	0	0	0	0	0	0	0	0	1-10	0
02:00 AM	0	0	0	0	0	0	0	0	0	0	0	0	0	0	0	1-10	0
02:15 AM	0	0	0	0	0	0	0	0	0	0	0	0	0	0	0	1-10	0
02:30 AM	0	0	0	0	0	0	0	0	0	0	0	0	0	0	0	1-10	0
02:45 AM	1	0	0	0	0	0	0	0	0	0	0	0	0	0	1	1-10	1
03:00 AM	0	0	0	0	0	0	0	0	0	0	0	0	0	0	0	1-10	0
03:15 AM	0	0	0	0	0	0	0	0	0	0	0	0	0	0	0	1-10	0
03:30 AM	0	0	0	0	0	0	0	0	0	0	0	0	0	0	0	1-10	0
03:45 AM	0	0	0	0	0	0	0	0	0	0	0	0	0	0	0	1-10	0
04:00 AM	0	0	0	0	0	0	0	0	0	0	0	0	0	0	0	1-10	0
04:15 AM	0	0	0	0	0	0	0	0	0	0	0	0	0	0	0	1-10	0
04:30 AM	0	0	0	0	0	0	0	0	0	0	0	0	0	0	0	1-10	0
04:45 AM	0	0	0	0	0	0	0	0	0	0	0	0	0	0	0	1-10	0
05:00 AM	0	0	0	0	0	0	0	0	0	0	0	0	0	0	0	1-10	0
05:15 AM	0	0	0	0	0	0	0	0	0	0	0	0	0	0	0	1-10	0
05:30 AM	0	0	0	0	0	0	0	0	0	0	0	0	0	0	0	1-10	0
05:45 AM	0	0	0	0	0	0	0	0	0	0	0	0	0	0	0	1-10	0
<b>Day Total Percent</b>																	
<b>AM Peak 15-min Vol</b>																	
<b>PM Peak 15-min Vol</b>																	
<i>Comments:</i>																	

Type of report: Tube Count - Speed Data

LOCATION: SB SE 29th Ave N of SE Balfour St															QC JOB #: 15923808		
SPECIFIC LOCATION:															DIRECTION: SB		
CITY/STATE: Milwaukie, OR															DATE: Sep 20 2022		
Start Time	1 15	16 20	21 25	26 30	31 35	36 40	41 45	46 50	51 55	56 60	61 65	66 70	71 75	76 999	Total	Pace Speed	Number in Pace
06:00 AM	0	0	0	0	0	0	0	0	0	0	0	0	0	0	0	1-10	0
06:15 AM	0	0	0	0	0	0	0	0	0	0	0	0	0	0	0	1-10	0
06:30 AM	0	1	0	0	0	0	0	0	0	0	0	0	0	0	1	11-20	1
06:45 AM	0	1	0	0	0	0	0	0	0	0	0	0	0	0	1	11-20	1
07:00 AM	0	0	0	0	0	0	0	0	0	0	0	0	0	0	0	1-10	0
07:15 AM	0	0	0	0	0	0	0	0	0	0	0	0	0	0	0	1-10	0
07:30 AM	1	0	1	0	0	0	0	0	0	0	0	0	0	0	2	16-25	1
07:45 AM	0	0	0	0	0	0	0	0	0	0	0	0	0	0	0	1-10	0
08:00 AM	0	0	0	0	0	0	0	0	0	0	0	0	0	0	0	1-10	0
08:15 AM	1	0	0	0	0	0	0	0	0	0	0	0	0	0	1	1-10	1
08:30 AM	1	0	1	0	0	0	0	0	0	0	0	0	0	0	2	16-25	1
08:45 AM	1	0	1	0	0	0	0	0	0	0	0	0	0	0	2	16-25	1
09:00 AM	0	0	0	0	0	0	0	0	0	0	0	0	0	0	0	1-10	0
09:15 AM	0	0	0	0	0	0	0	0	0	0	0	0	0	0	0	1-10	0
09:30 AM	1	0	0	0	0	0	0	0	0	0	0	0	0	0	1	1-10	1
09:45 AM	0	0	0	0	0	0	0	0	0	0	0	0	0	0	0	1-10	0
10:00 AM	1	0	0	0	0	0	0	0	0	0	0	0	0	0	1	1-10	1
10:15 AM	2	0	0	0	0	0	0	0	0	0	0	0	0	0	2	1-10	1
10:30 AM	1	0	0	0	0	0	0	0	0	0	0	0	0	0	1	1-10	1
10:45 AM	0	0	1	0	0	0	0	0	0	0	0	0	0	0	1	16-25	1
11:00 AM	1	1	0	0	0	0	0	0	0	0	0	0	0	0	2	11-20	1
11:15 AM	2	1	0	0	0	0	0	0	0	0	0	0	0	0	3	11-20	2
11:30 AM	0	1	0	0	0	0	0	0	0	0	0	0	0	0	1	11-20	1
11:45 AM	0	0	0	0	0	0	0	0	0	0	0	0	0	0	0	1-10	0
<b>Day Total</b>																	
<b>Percent</b>																	
<b>AM Peak</b>																	
<b>15-min Vol</b>																	
<b>PM Peak</b>																	
<b>15-min Vol</b>																	
<i>Comments:</i>																	

Type of report: Tube Count - Speed Data

LOCATION: SB SE 29th Ave N of SE Balfour St															QC JOB #: 15923808		
SPECIFIC LOCATION:															DIRECTION: SB		
CITY/STATE: Milwaukie, OR															DATE: Sep 20 2022		
Start Time	1 15	16 20	21 25	26 30	31 35	36 40	41 45	46 50	51 55	56 60	61 65	66 70	71 75	76 999	Total	Pace Speed	Number in Pace
12:00 PM	2	0	0	0	0	0	0	0	0	0	0	0	0	0	2	1-10	1
12:15 PM	0	1	0	0	0	0	0	0	0	0	0	0	0	0	1	11-20	1
12:30 PM	2	0	0	0	0	0	0	0	0	0	0	0	0	0	2	1-10	1
12:45 PM	1	0	0	0	0	0	0	0	0	0	0	0	0	0	1	1-10	1
01:00 PM	2	0	0	0	0	0	0	0	0	0	0	0	0	0	2	1-10	1
01:15 PM	0	0	0	0	0	0	0	0	0	0	0	0	0	0	0	1-10	0
01:30 PM	0	4	0	0	0	0	0	0	0	0	0	0	0	0	4	11-20	4
01:45 PM	0	2	0	0	0	0	0	0	0	0	0	0	0	0	2	11-20	2
02:00 PM	2	0	0	0	0	0	0	0	0	0	0	0	0	0	2	1-10	1
02:15 PM	3	0	0	0	0	0	0	0	0	0	0	0	0	0	3	1-10	2
02:30 PM	1	0	0	0	0	0	0	0	0	0	0	0	0	0	1	1-10	1
02:45 PM	2	0	0	0	0	0	0	0	0	0	0	0	0	0	2	1-10	1
03:00 PM	1	0	0	0	0	0	0	0	0	0	0	0	0	0	1	1-10	1
03:15 PM	1	0	0	0	0	0	0	0	0	0	0	0	0	0	1	1-10	1
03:30 PM	1	0	0	0	0	0	0	0	0	0	0	0	0	0	1	1-10	1
03:45 PM	3	0	0	0	0	0	0	0	0	0	0	0	0	0	3	1-10	2
04:00 PM	2	0	0	0	0	0	0	0	0	0	0	0	0	0	2	1-10	1
04:15 PM	1	0	0	0	0	0	0	0	0	0	0	0	0	0	1	1-10	1
04:30 PM	0	0	0	0	0	0	0	0	0	0	0	0	0	0	0	1-10	0
04:45 PM	2	0	0	0	0	0	0	0	0	0	0	0	0	0	2	1-10	1
05:00 PM	2	0	0	0	0	0	0	0	0	0	0	0	0	0	2	1-10	1
05:15 PM	3	0	0	0	0	0	0	0	0	0	0	0	0	0	3	1-10	2
05:30 PM	1	0	0	0	0	0	0	0	0	0	0	0	0	0	1	1-10	1
05:45 PM	1	1	0	0	0	0	0	0	0	0	0	0	0	0	2	11-20	1
<b>Day Total</b>																	
<b>Percent</b>																	
<b>AM Peak</b>																	
<b>15-min Vol</b>																	
<b>PM Peak</b>																	
<b>15-min Vol</b>																	
<i>Comments:</i>																	

Type of report: Tube Count - Speed Data

LOCATION: SB SE 29th Ave N of SE Balfour St															QC JOB #: 15923808		
SPECIFIC LOCATION:															DIRECTION: SB		
CITY/STATE: Milwaukie, OR															DATE: Sep 20 2022		
Start Time	15	20	25	30	35	40	45	50	55	60	65	70	75	999	Total	Pace Speed	Number in Pace
06:00 PM	0	1	0	0	0	0	0	0	0	0	0	0	0	0	1	11-20	1
06:15 PM	0	1	0	0	0	0	0	0	0	0	0	0	0	0	1	11-20	1
06:30 PM	1	0	0	0	0	0	0	0	0	0	0	0	0	0	1	1-10	1
06:45 PM	0	0	0	0	0	0	0	0	0	0	0	0	0	0	0	1-10	0
07:00 PM	0	1	0	0	0	0	0	0	0	0	0	0	0	0	1	11-20	1
07:15 PM	1	0	0	0	0	0	0	0	0	0	0	0	0	0	1	1-10	1
07:30 PM	1	0	0	0	0	0	0	0	0	0	0	0	0	0	1	1-10	1
07:45 PM	0	2	0	0	0	0	0	0	0	0	0	0	0	0	2	11-20	2
08:00 PM	0	0	0	0	0	0	0	0	0	0	0	0	0	0	0	1-10	0
08:15 PM	0	0	0	0	0	0	0	0	0	0	0	0	0	0	0	1-10	0
08:30 PM	0	2	0	0	0	0	0	0	0	0	0	0	0	0	2	11-20	2
08:45 PM	0	0	0	0	0	0	0	0	0	0	0	0	0	0	0	1-10	0
09:00 PM	0	0	0	0	0	0	0	0	0	0	0	0	0	0	0	1-10	0
09:15 PM	0	0	0	0	0	0	0	0	0	0	0	0	0	0	0	1-10	0
09:30 PM	2	0	0	0	0	0	0	0	0	0	0	0	0	0	2	1-10	1
09:45 PM	0	0	1	0	0	0	0	0	0	0	0	0	0	0	1	16-25	1
10:00 PM	0	0	0	0	0	0	0	0	0	0	0	0	0	0	0	1-10	0
10:15 PM	0	0	0	0	0	0	0	0	0	0	0	0	0	0	0	1-10	0
10:30 PM	0	0	0	0	0	0	0	0	0	0	0	0	0	0	0	1-10	0
10:45 PM	0	0	0	0	0	0	0	0	0	0	0	0	0	0	0	1-10	0
11:00 PM	0	0	0	0	0	0	0	0	0	0	0	0	0	0	0	1-10	0
11:15 PM	0	0	0	0	0	0	0	0	0	0	0	0	0	0	0	1-10	0
11:30 PM	0	0	0	0	0	0	0	0	0	0	0	0	0	0	0	1-10	0
11:45 PM	0	0	0	0	0	0	0	0	0	0	0	0	0	0	0	1-10	0
<b>Day Total</b>	51	20	5	0	0	0	0	0	0	0	0	0	0	0	76	11-20	37
<b>Percent</b>	67.1%	26.3%	6.6%	0%	0%	0%	0%	0%	0%	0%	0%	0%	0%	0%			
<b>AM Peak 15-min Vol</b>	10:15 AM	6:30 AM	7:30 AM	12:00 AM	12:00 AM	12:00 AM	12:00 AM	12:00 AM	12:00 AM	12:00 AM	12:00 AM	12:00 AM	12:00 AM	12:00 AM	11:15 AM		
	2	1	1	0	0	0	0	0	0	0	0	0	0	0	3		
<b>PM Peak 15-min Vol</b>	2:15 PM	1:30 PM	9:45 PM	12:00 PM	12:00 PM	12:00 PM	12:00 PM	12:00 PM	12:00 PM	12:00 PM	12:00 PM	12:00 PM	12:00 PM	12:00 PM	1:30 PM		
	3	4	1	0	0	0	0	0	0	0	0	0	0	0	4		
<i>Comments:</i>																	

Type of report: Tube Count - Speed Data

**SUMMARY - Tube Count - Speed Data**

<b>LOCATION:</b> SB SE 29th Ave N of SE Balfour St														<b>QC JOB #:</b> 15923808			
<b>SPECIFIC LOCATION:</b>														<b>DIRECTION:</b> SB			
<b>CITY/STATE:</b> Milwaukie, OR														<b>DATE:</b> Sep 20 2022			
Speed Range	1 15	16 20	21 25	26 30	31 35	36 40	41 45	46 50	51 55	56 60	61 65	66 70	71 75	76 999	Total	Pace Speed	Number in Pace
<b>Grand Total</b>	51	20	5	0	0	0	0	0	0	0	0	0	0	0	76	11-20	37
<b>Percent</b>	67.1%	26.3%	6.6%	0%	0%	0%	0%	0%	0%	0%	0%	0%	0%	0%			
<b>Cumulative Percent</b>	67.1%	93.4%	100%	100%	100%	100%	100%	100%	100%	100%	100%	100%	100%	100%			
<b>ADT</b> 76															<b>85th Percentile:</b> 18 MPH <b>Mean Speed(Average):</b> 11 MPH <b>Median:</b> 11 MPH <b>Mode:</b> 8 MPH		
<i>Comments:</i>																	

Report generated on 10/10/2022 3:09 PM

SOURCE: Quality Counts, LLC (<http://www.qualitycounts.net>)



Type of report: Tube Count - Speed Data

LOCATION: WB SE Balfour St E of SE 29th Ave															QC JOB #: 15923809		
SPECIFIC LOCATION:															DIRECTION: WB		
CITY/STATE: Milwaukie, OR															DATE: Sep 20 2022		
Start Time	1 15	16 20	21 25	26 30	31 35	36 40	41 45	46 50	51 55	56 60	61 65	66 70	71 75	76 999	Total	Pace Speed	Number in Pace
12:00 AM	0	0	0	0	0	0	0	0	0	0	0	0	0	0	0	1-10	0
12:15 AM	0	0	0	0	0	0	0	0	0	0	0	0	0	0	0	1-10	0
12:30 AM	0	0	0	0	0	0	0	0	0	0	0	0	0	0	0	1-10	0
12:45 AM	1	1	0	0	0	0	0	0	0	0	0	0	0	0	2	11-20	1
01:00 AM	0	0	0	0	0	0	0	0	0	0	0	0	0	0	0	1-10	0
01:15 AM	0	0	0	0	0	0	0	0	0	0	0	0	0	0	0	1-10	0
01:30 AM	0	0	0	0	0	0	0	0	0	0	0	0	0	0	0	1-10	0
01:45 AM	0	0	0	0	0	0	0	0	0	0	0	0	0	0	0	1-10	0
02:00 AM	0	0	0	0	0	0	0	0	0	0	0	0	0	0	0	1-10	0
02:15 AM	0	0	0	0	0	0	0	0	0	0	0	0	0	0	0	1-10	0
02:30 AM	0	0	0	0	0	0	0	0	0	0	0	0	0	0	0	1-10	0
02:45 AM	0	1	0	0	0	0	0	0	0	0	0	0	0	0	1	11-20	1
03:00 AM	0	0	0	0	0	0	0	0	0	0	0	0	0	0	0	1-10	0
03:15 AM	0	0	0	0	0	0	0	0	0	0	0	0	0	0	0	1-10	0
03:30 AM	0	0	0	0	0	0	0	0	0	0	0	0	0	0	0	1-10	0
03:45 AM	0	0	0	0	0	0	0	0	0	0	0	0	0	0	0	1-10	0
04:00 AM	0	0	0	0	0	0	0	0	0	0	0	0	0	0	0	1-10	0
04:15 AM	0	0	0	0	0	0	0	0	0	0	0	0	0	0	0	1-10	0
04:30 AM	0	0	0	0	0	0	0	0	0	0	0	0	0	0	0	1-10	0
04:45 AM	0	0	0	0	0	0	0	0	0	0	0	0	0	0	0	1-10	0
05:00 AM	0	0	0	0	0	0	0	0	0	0	0	0	0	0	0	1-10	0
05:15 AM	0	0	0	0	0	0	0	0	0	0	0	0	0	0	0	1-10	0
05:30 AM	0	0	0	0	0	0	0	0	0	0	0	0	0	0	0	1-10	0
05:45 AM	0	0	0	0	0	0	0	0	0	0	0	0	0	0	0	1-10	0
Day Total Percent																	
AM Peak 15-min Vol																	
PM Peak 15-min Vol																	
<i>Comments:</i>																	



Type of report: Tube Count - Speed Data

LOCATION: WB SE Balfour St E of SE 29th Ave															QC JOB #: 15923809		
SPECIFIC LOCATION:															DIRECTION: WB		
CITY/STATE: Milwaukie, OR															DATE: Sep 20 2022		
Start Time	1 15	16 20	21 25	26 30	31 35	36 40	41 45	46 50	51 55	56 60	61 65	66 70	71 75	76 999	Total	Pace Speed	Number in Pace
06:00 AM	0	0	0	0	0	0	0	0	0	0	0	0	0	0	0	1-10	0
06:15 AM	0	1	0	0	0	0	0	0	0	0	0	0	0	0	1	11-20	1
06:30 AM	0	0	0	0	0	0	0	0	0	0	0	0	0	0	0	1-10	0
06:45 AM	1	0	0	0	0	0	0	0	0	0	0	0	0	0	1	1-10	1
07:00 AM	0	2	0	0	0	0	0	0	0	0	0	0	0	0	2	11-20	2
07:15 AM	1	0	0	0	0	0	0	0	0	0	0	0	0	0	1	1-10	1
07:30 AM	2	1	0	0	0	0	0	0	0	0	0	0	0	0	3	11-20	2
07:45 AM	1	1	0	0	0	0	0	0	0	0	0	0	0	0	2	11-20	1
08:00 AM	0	0	0	0	0	0	0	0	0	0	0	0	0	0	0	1-10	0
08:15 AM	2	1	0	0	0	0	0	0	0	0	0	0	0	0	3	11-20	2
08:30 AM	0	1	0	0	0	0	0	0	0	0	0	0	0	0	1	11-20	1
08:45 AM	1	0	0	0	0	0	0	0	0	0	0	0	0	0	1	1-10	1
09:00 AM	3	0	0	0	0	0	0	0	0	0	0	0	0	0	3	1-10	2
09:15 AM	3	0	0	0	0	0	0	0	0	0	0	0	0	0	3	1-10	2
09:30 AM	2	1	0	0	0	0	0	0	0	0	0	0	0	0	3	11-20	2
09:45 AM	3	0	0	0	0	0	0	0	0	0	0	0	0	0	3	1-10	2
10:00 AM	1	1	0	0	0	0	0	0	0	0	0	0	0	0	2	11-20	1
10:15 AM	2	0	0	0	0	0	0	0	0	0	0	0	0	0	2	1-10	1
10:30 AM	2	1	0	0	0	0	0	0	0	0	0	0	0	0	3	11-20	2
10:45 AM	2	1	0	0	0	0	0	0	0	0	0	0	0	0	3	11-20	2
11:00 AM	3	0	0	0	0	0	0	0	0	0	0	0	0	0	3	1-10	2
11:15 AM	2	1	0	0	0	0	0	0	0	0	0	0	0	0	3	11-20	2
11:30 AM	0	0	0	0	0	0	0	0	0	0	0	0	0	0	0	1-10	0
11:45 AM	1	0	0	0	0	0	0	0	0	0	0	0	0	0	1	1-10	1
<b>Day Total</b>																	
<b>Percent</b>																	
<b>AM Peak</b>																	
<b>15-min Vol</b>																	
<b>PM Peak</b>																	
<b>15-min Vol</b>																	
<i>Comments:</i>																	

Type of report: Tube Count - Speed Data

LOCATION: WB SE Balfour St E of SE 29th Ave														QC JOB #: 15923809			
SPECIFIC LOCATION:														DIRECTION: WB			
CITY/STATE: Milwaukie, OR														DATE: Sep 20 2022			
Start Time	1 15	16 20	21 25	26 30	31 35	36 40	41 45	46 50	51 55	56 60	61 65	66 70	71 75	76 999	Total	Pace Speed	Number in Pace
12:00 PM	2	2	0	0	0	0	0	0	0	0	0	0	0	0	4	11-20	3
12:15 PM	1	2	0	0	0	0	0	0	0	0	0	0	0	0	3	11-20	2
12:30 PM	0	0	0	0	0	0	0	0	0	0	0	0	0	0	0	1-10	0
12:45 PM	1	0	0	0	0	0	0	0	0	0	0	0	0	0	1	1-10	1
01:00 PM	0	0	0	0	0	0	0	0	0	0	0	0	0	0	0	1-10	0
01:15 PM	1	0	0	0	0	0	0	0	0	0	0	0	0	0	1	1-10	1
01:30 PM	1	0	0	0	0	0	0	0	0	0	0	0	0	0	1	1-10	1
01:45 PM	2	2	0	0	0	0	0	0	0	0	0	0	0	0	4	11-20	3
02:00 PM	2	1	0	0	0	0	0	0	0	0	0	0	0	0	3	11-20	2
02:15 PM	2	4	1	0	0	0	0	0	0	0	0	0	0	0	7	16-25	5
02:30 PM	0	2	0	0	0	0	0	0	0	0	0	0	0	0	2	11-20	2
02:45 PM	2	2	0	0	0	0	0	0	0	0	0	0	0	0	4	11-20	3
03:00 PM	1	1	0	0	0	0	0	0	0	0	0	0	0	0	2	11-20	1
03:15 PM	2	2	1	0	0	0	0	0	0	0	0	0	0	0	5	16-25	3
03:30 PM	2	2	0	0	0	0	0	0	0	0	0	0	0	0	4	11-20	3
03:45 PM	0	0	0	0	0	0	0	0	0	0	0	0	0	0	0	1-10	0
04:00 PM	2	1	1	0	0	0	0	0	0	0	0	0	0	0	4	16-25	2
04:15 PM	0	2	0	0	0	0	0	0	0	0	0	0	0	0	2	11-20	2
04:30 PM	2	2	0	0	0	0	0	0	0	0	0	0	0	0	4	11-20	3
04:45 PM	1	0	0	0	0	0	0	0	0	0	0	0	0	0	1	1-10	1
05:00 PM	0	0	0	0	0	0	0	0	0	0	0	0	0	0	0	1-10	0
05:15 PM	0	1	0	0	0	0	0	0	0	0	0	0	0	0	1	11-20	1
05:30 PM	2	0	0	0	0	0	0	0	0	0	0	0	0	0	2	1-10	1
05:45 PM	0	0	0	0	0	0	0	0	0	0	0	0	0	0	0	1-10	0
Day Total Percent																	
AM Peak 15-min Vol																	
PM Peak 15-min Vol																	
<i>Comments:</i>																	

Type of report: Tube Count - Speed Data

LOCATION: WB SE Balfour St E of SE 29th Ave															QC JOB #: 15923809		
SPECIFIC LOCATION:															DIRECTION: WB		
CITY/STATE: Milwaukie, OR															DATE: Sep 20 2022		
Start Time	1 15	16 20	21 25	26 30	31 35	36 40	41 45	46 50	51 55	56 60	61 65	66 70	71 75	76 999	Total	Pace Speed	Number in Pace
06:00 PM	1	1	0	0	0	0	0	0	0	0	0	0	0	0	2	11-20	1
06:15 PM	1	1	0	0	0	0	0	0	0	0	0	0	0	0	2	11-20	1
06:30 PM	3	1	0	0	0	0	0	0	0	0	0	0	0	0	4	1-10	2
06:45 PM	1	0	0	0	0	0	0	0	0	0	0	0	0	0	1	1-10	1
07:00 PM	1	1	0	0	0	0	0	0	0	0	0	0	0	0	2	11-20	1
07:15 PM	1	0	0	0	0	0	0	0	0	0	0	0	0	0	1	1-10	1
07:30 PM	1	2	0	0	0	0	0	0	0	0	0	0	0	0	3	11-20	2
07:45 PM	0	0	0	0	0	0	0	0	0	0	0	0	0	0	0	1-10	0
08:00 PM	0	0	0	0	0	0	0	0	0	0	0	0	0	0	0	1-10	0
08:15 PM	0	1	0	0	0	0	0	0	0	0	0	0	0	0	1	11-20	1
08:30 PM	1	0	0	0	0	0	0	0	0	0	0	0	0	0	1	1-10	1
08:45 PM	2	0	0	0	0	0	0	0	0	0	0	0	0	0	2	1-10	1
09:00 PM	1	1	0	0	0	0	0	0	0	0	0	0	0	0	2	11-20	1
09:15 PM	0	0	1	0	0	0	0	0	0	0	0	0	0	0	1	16-25	1
09:30 PM	0	3	0	0	0	0	0	0	0	0	0	0	0	0	3	11-20	3
09:45 PM	0	0	0	0	0	0	0	0	0	0	0	0	0	0	0	1-10	0
10:00 PM	0	1	0	0	0	0	0	0	0	0	0	0	0	0	1	11-20	1
10:15 PM	0	0	0	0	0	0	0	0	0	0	0	0	0	0	0	1-10	0
10:30 PM	0	0	0	0	0	0	0	0	0	0	0	0	0	0	0	1-10	0
10:45 PM	0	1	0	0	0	0	0	0	0	0	0	0	0	0	1	11-20	1
11:00 PM	0	0	0	0	0	0	0	0	0	0	0	0	0	0	0	1-10	0
11:15 PM	0	0	0	0	0	0	0	0	0	0	0	0	0	0	0	1-10	0
11:30 PM	0	0	0	0	0	0	0	0	0	0	0	0	0	0	0	1-10	0
11:45 PM	0	0	0	0	0	0	0	0	0	0	0	0	0	0	0	1-10	0
<b>Day Total</b>	72	53	4	0	0	0	0	0	0	0	0	0	0	0	129	11-20	77
<b>Percent</b>	55.8%	41.1%	3.1%	0%	0%	0%	0%	0%	0%	0%	0%	0%	0%	0%			
<b>AM Peak 15-min Vol</b>	9:00 AM 3	7:00 AM 2	12:00 AM 0	12:00 AM 0	12:00 AM 0	12:00 AM 0	12:00 AM 0	12:00 AM 0	12:00 AM 0	12:00 AM 0	12:00 AM 0	12:00 AM 0	12:00 AM 0	12:00 AM 0	7:30 AM 3		
<b>PM Peak 15-min Vol</b>	6:30 PM 3	2:15 PM 4	2:15 PM 1	12:00 PM 0	12:00 PM 0	12:00 PM 0	12:00 PM 0	12:00 PM 0	12:00 PM 0	12:00 PM 0	12:00 PM 0	12:00 PM 0	12:00 PM 0	12:00 PM 0	2:15 PM 7		
<i>Comments:</i>																	

Report generated on 10/10/2022 3:09 PM

SOURCE: Quality Counts, LLC (<http://www.qualitycounts.net>)

<b>LOCATION:</b> WB SE Balfour St E of SE 29th Ave														<b>QC JOB #:</b> 15923809			
<b>SPECIFIC LOCATION:</b>														<b>DIRECTION:</b> WB			
<b>CITY/STATE:</b> Milwaukie, OR														<b>DATE:</b> Sep 20 2022			
Speed Range	1 15	16 20	21 25	26 30	31 35	36 40	41 45	46 50	51 55	56 60	61 65	66 70	71 75	76 999	Total	Pace Speed	Number in Pace
<b>Grand Total</b>	72	53	4	0	0	0	0	0	0	0	0	0	0	0	129	11-20	77
<b>Percent</b>	55.8%	41.1%	3.1%	0%	0%	0%	0%	0%	0%	0%	0%	0%	0%	0%			
<b>Cumulative Percent</b>	55.8%	96.9%	100%	100%	100%	100%	100%	100%	100%	100%	100%	100%	100%	100%			
<b>ADT</b> 129															<b>85th Percentile:</b> 18 MPH <b>Mean Speed(Average):</b> 13 MPH <b>Median:</b> 13 MPH <b>Mode:</b> 8 MPH		
<i>Comments:</i>																	



Type of report: Tube Count - Speed Data

LOCATION: NB SE 29th Ave S of SE Kelvin St														QC JOB #: 15923810			
SPECIFIC LOCATION:														DIRECTION: NB			
CITY/STATE: Milwaukie, OR														DATE: Sep 20 2022			
Start Time	1 15	16 20	21 25	26 30	31 35	36 40	41 45	46 50	51 55	56 60	61 65	66 70	71 75	76 999	Total	Pace Speed	Number in Pace
12:00 AM	0	0	0	0	0	0	0	0	0	0	0	0	0	0	0	1-10	0
12:15 AM	0	0	0	0	0	0	0	0	0	0	0	0	0	0	0	1-10	0
12:30 AM	0	0	0	0	0	0	0	0	0	0	0	0	0	0	0	1-10	0
12:45 AM	0	0	0	0	0	0	0	0	0	0	0	0	0	0	0	1-10	0
01:00 AM	0	0	0	0	0	0	0	0	0	0	0	0	0	0	0	1-10	0
01:15 AM	0	0	0	0	0	0	0	0	0	0	0	0	0	0	0	1-10	0
01:30 AM	0	0	0	0	0	0	0	0	0	0	0	0	0	0	0	1-10	0
01:45 AM	0	0	0	0	0	0	0	0	0	0	0	0	0	0	0	1-10	0
02:00 AM	0	0	0	0	0	0	0	0	0	0	0	0	0	0	0	1-10	0
02:15 AM	0	0	0	0	0	0	0	0	0	0	0	0	0	0	0	1-10	0
02:30 AM	0	0	0	0	0	0	0	0	0	0	0	0	0	0	0	1-10	0
02:45 AM	0	0	0	0	0	0	0	0	0	0	0	0	0	0	0	1-10	0
03:00 AM	0	0	0	0	0	0	0	0	0	0	0	0	0	0	0	1-10	0
03:15 AM	0	0	0	0	0	0	0	0	0	0	0	0	0	0	0	1-10	0
03:30 AM	0	0	0	0	0	0	0	0	0	0	0	0	0	0	0	1-10	0
03:45 AM	0	0	0	0	0	0	0	0	0	0	0	0	0	0	0	1-10	0
04:00 AM	0	0	0	0	0	0	0	0	0	0	0	0	0	0	0	1-10	0
04:15 AM	0	0	0	0	0	0	0	0	0	0	0	0	0	0	0	1-10	0
04:30 AM	0	0	0	0	0	0	0	0	0	0	0	0	0	0	0	1-10	0
04:45 AM	0	0	0	0	0	0	0	0	0	0	0	0	0	0	0	1-10	0
05:00 AM	0	0	0	0	0	0	0	0	0	0	0	0	0	0	0	1-10	0
05:15 AM	0	0	0	0	0	0	0	0	0	0	0	0	0	0	0	1-10	0
05:30 AM	0	0	0	0	0	0	0	0	0	0	0	0	0	0	0	1-10	0
05:45 AM	0	0	0	0	0	0	0	0	0	0	0	0	0	0	0	1-10	0
Day Total Percent																	
AM Peak 15-min Vol																	
PM Peak 15-min Vol																	
<i>Comments:</i>																	

Type of report: Tube Count - Speed Data

LOCATION: NB SE 29th Ave S of SE Kelvin St														QC JOB #: 15923810			
SPECIFIC LOCATION:														DIRECTION: NB			
CITY/STATE: Milwaukie, OR														DATE: Sep 20 2022			
Start Time	1 15	16 20	21 25	26 30	31 35	36 40	41 45	46 50	51 55	56 60	61 65	66 70	71 75	76 999	Total	Pace Speed	Number in Pace
06:00 AM	0	0	0	0	0	0	0	0	0	0	0	0	0	0	0	1-10	0
06:15 AM	0	0	0	0	0	0	0	0	0	0	0	0	0	0	0	1-10	0
06:30 AM	0	0	0	0	0	0	0	0	0	0	0	0	0	0	0	1-10	0
06:45 AM	0	0	0	0	0	0	0	0	0	0	0	0	0	0	0	1-10	0
07:00 AM	1	0	0	0	0	0	0	0	0	0	0	0	0	0	1	1-10	1
07:15 AM	0	0	0	0	0	0	0	0	0	0	0	0	0	0	0	1-10	0
07:30 AM	0	0	0	0	0	0	0	0	0	0	0	0	0	0	0	1-10	0
07:45 AM	0	1	0	0	0	0	0	0	0	0	0	0	0	0	1	11-20	1
08:00 AM	0	0	0	0	0	0	0	0	0	0	0	0	0	0	0	1-10	0
08:15 AM	0	0	0	0	0	0	0	0	0	0	0	0	0	0	0	1-10	0
08:30 AM	0	1	0	1	0	0	0	0	0	0	0	0	0	0	2	11-20	1
08:45 AM	0	1	0	0	0	0	0	0	0	0	0	0	0	0	1	11-20	1
09:00 AM	2	0	0	0	0	0	0	0	0	0	0	0	0	0	2	1-10	1
09:15 AM	0	1	0	0	0	0	0	0	0	0	0	0	0	0	1	11-20	1
09:30 AM	1	0	1	0	0	0	0	0	0	0	0	0	0	0	2	16-25	1
09:45 AM	0	0	0	0	0	0	0	0	0	0	0	0	0	0	0	1-10	0
10:00 AM	0	2	0	0	0	0	0	0	0	0	0	0	0	0	2	11-20	2
10:15 AM	1	0	0	0	0	0	0	0	0	0	0	0	0	0	1	1-10	1
10:30 AM	1	0	0	0	0	0	0	0	0	0	0	0	0	0	1	1-10	1
10:45 AM	1	1	0	0	0	0	0	0	0	0	0	0	0	0	2	11-20	1
11:00 AM	2	0	0	0	0	0	0	0	0	0	0	0	0	0	2	1-10	1
11:15 AM	0	1	0	0	0	0	0	0	0	0	0	0	0	0	1	11-20	1
11:30 AM	1	0	0	0	0	0	0	0	0	0	0	0	0	0	1	1-10	1
11:45 AM	0	1	0	0	0	0	0	0	0	0	0	0	0	0	1	11-20	1
<b>Day Total</b>																	
<b>Percent</b>																	
<b>AM Peak</b>																	
<b>15-min Vol</b>																	
<b>PM Peak</b>																	
<b>15-min Vol</b>																	
<i>Comments:</i>																	

Type of report: Tube Count - Speed Data

**LOCATION:** NB SE 29th Ave S of SE Kelvin St **QC JOB #:** 15923810  
**SPECIFIC LOCATION:** **DIRECTION:** NB  
**CITY/STATE:** Milwaukie, OR **DATE:** Sep 20 2022

Start Time	1 15	16 20	21 25	26 30	31 35	36 40	41 45	46 50	51 55	56 60	61 65	66 70	71 75	76 999	Total	Pace Speed	Number in Pace
12:00 PM	1	0	1	0	0	0	0	0	0	0	0	0	0	0	2	16-25	1
12:15 PM	0	0	0	0	0	0	0	0	0	0	0	0	0	0	0	1-10	0
12:30 PM	0	0	0	0	0	0	0	0	0	0	0	0	0	0	0	1-10	0
12:45 PM	0	0	0	0	0	0	0	0	0	0	0	0	0	0	0	1-10	0
01:00 PM	1	0	0	0	0	0	0	0	0	0	0	0	0	0	1	1-10	1
01:15 PM	0	0	0	0	0	0	0	0	0	0	0	0	0	0	0	1-10	0
01:30 PM	1	0	0	0	0	0	0	0	0	0	0	0	0	0	1	1-10	1
01:45 PM	1	0	1	0	0	0	0	0	0	0	0	0	0	0	2	16-25	1
02:00 PM	0	0	0	0	0	0	0	0	0	0	0	0	0	0	0	1-10	0
02:15 PM	3	0	0	0	0	0	0	0	0	0	0	0	0	0	3	1-10	2
02:30 PM	0	0	0	0	0	0	0	0	0	0	0	0	0	0	0	1-10	0
02:45 PM	0	0	0	0	0	0	0	0	0	0	0	0	0	0	0	1-10	0
03:00 PM	0	0	0	0	0	0	0	0	0	0	0	0	0	0	0	1-10	0
03:15 PM	1	1	0	0	0	0	0	0	0	0	0	0	0	0	2	11-20	1
03:30 PM	1	3	0	0	0	0	0	0	0	0	0	0	0	0	4	11-20	3
03:45 PM	0	0	0	0	0	0	0	0	0	0	0	0	0	0	0	1-10	0
04:00 PM	0	1	0	0	0	0	0	0	0	0	0	0	0	0	1	11-20	1
04:15 PM	0	0	0	0	0	0	0	0	0	0	0	0	0	0	0	1-10	0
04:30 PM	0	1	0	0	0	0	0	0	0	0	0	0	0	0	1	11-20	1
04:45 PM	3	0	0	0	0	0	0	0	0	0	0	0	0	0	3	1-10	2
05:00 PM	3	0	0	0	0	0	0	0	0	0	0	0	0	0	3	1-10	2
05:15 PM	1	1	0	0	0	0	0	0	0	0	0	0	0	0	2	11-20	1
05:30 PM	2	0	0	0	0	0	0	0	0	0	0	0	0	0	2	1-10	1
05:45 PM	0	0	0	0	0	0	0	0	0	0	0	0	0	0	0	1-10	0
<b>Day Total</b>																	
<b>Percent</b>																	
<b>AM Peak</b>																	
<b>15-min Vol</b>																	
<b>PM Peak</b>																	
<b>15-min Vol</b>																	
<i>Comments:</i>																	

Type of report: Tube Count - Speed Data

LOCATION: NB SE 29th Ave S of SE Kelvin St														QC JOB #: 15923810			
SPECIFIC LOCATION:														DIRECTION: NB			
CITY/STATE: Milwaukie, OR														DATE: Sep 20 2022			
Start Time	15	16 20	21 25	26 30	31 35	36 40	41 45	46 50	51 55	56 60	61 65	66 70	71 75	76 999	Total	Pace Speed	Number in Pace
06:00 PM	0	0	0	0	0	0	0	0	0	0	0	0	0	0	0	1-10	0
06:15 PM	1	1	0	0	0	0	0	0	0	0	0	0	0	0	2	11-20	1
06:30 PM	0	1	0	0	0	0	0	0	0	0	0	0	0	0	1	11-20	1
06:45 PM	0	0	0	0	0	0	0	0	0	0	0	0	0	0	0	1-10	0
07:00 PM	0	0	1	0	0	0	0	0	0	0	0	0	0	0	1	16-25	1
07:15 PM	0	0	0	0	0	0	0	0	0	0	0	0	0	0	0	1-10	0
07:30 PM	0	0	1	0	0	0	0	0	0	0	0	0	0	0	1	16-25	1
07:45 PM	0	0	0	0	0	0	0	0	0	0	0	0	0	0	0	1-10	0
08:00 PM	0	0	0	0	0	0	0	0	0	0	0	0	0	0	0	1-10	0
08:15 PM	0	0	0	0	0	0	0	0	0	0	0	0	0	0	0	1-10	0
08:30 PM	0	0	0	0	0	0	0	0	0	0	0	0	0	0	0	1-10	0
08:45 PM	0	0	0	0	0	0	0	0	0	0	0	0	0	0	0	1-10	0
09:00 PM	0	0	0	0	0	0	0	0	0	0	0	0	0	0	0	1-10	0
09:15 PM	0	0	0	0	0	0	0	0	0	0	0	0	0	0	0	1-10	0
09:30 PM	0	0	0	0	0	0	0	0	0	0	0	0	0	0	0	1-10	0
09:45 PM	0	0	0	0	0	0	0	0	0	0	0	0	0	0	0	1-10	0
10:00 PM	0	0	0	0	0	0	0	0	0	0	0	0	0	0	0	1-10	0
10:15 PM	0	0	0	0	0	0	0	0	0	0	0	0	0	0	0	1-10	0
10:30 PM	0	0	0	0	0	0	0	0	0	0	0	0	0	0	0	1-10	0
10:45 PM	0	0	0	0	0	0	0	0	0	0	0	0	0	0	0	1-10	0
11:00 PM	0	0	0	0	0	0	0	0	0	0	0	0	0	0	0	1-10	0
11:15 PM	0	0	0	0	0	0	0	0	0	0	0	0	0	0	0	1-10	0
11:30 PM	0	0	0	0	0	0	0	0	0	0	0	0	0	0	0	1-10	0
11:45 PM	0	0	0	0	0	0	0	0	0	0	0	0	0	0	0	1-10	0
<b>Day Total</b>	29	18	5	1	0	0	0	0	0	0	0	0	0	0	53	11-20	28
<b>Percent</b>	54.7%	34%	9.4%	1.9%	0%	0%	0%	0%	0%	0%	0%	0%	0%	0%			
<b>AM Peak 15-min Vol</b>	9:00 AM	10:00 AM	9:30 AM	8:30 AM	12:00 AM	12:00 AM	12:00 AM	12:00 AM	12:00 AM	12:00 AM	12:00 AM	12:00 AM	12:00 AM	12:00 AM	8:30 AM		
	2	2	1	1	0	0	0	0	0	0	0	0	0	0	2		
<b>PM Peak 15-min Vol</b>	2:15 PM	3:30 PM	12:00 PM	12:00 PM	12:00 PM	12:00 PM	12:00 PM	12:00 PM	12:00 PM	12:00 PM	12:00 PM	12:00 PM	12:00 PM	12:00 PM	3:30 PM		
	3	3	1	0	0	0	0	0	0	0	0	0	0	4			
<i>Comments:</i>																	



<b>LOCATION:</b> NB SE 29th Ave S of SE Kelvin St														<b>QC JOB #:</b> 15923810			
<b>SPECIFIC LOCATION:</b>														<b>DIRECTION:</b> NB			
<b>CITY/STATE:</b> Milwaukie, OR														<b>DATE:</b> Sep 20 2022			
Speed Range	1 15	16 20	21 25	26 30	31 35	36 40	41 45	46 50	51 55	56 60	61 65	66 70	71 75	76 999	Total	Pace Speed	Number in Pace
<b>Grand Total</b>	29	18	5	1	0	0	0	0	0	0	0	0	0	0	53	11-20	28
<b>Percent</b>	54.7%	34%	9.4%	1.9%	0%	0%	0%	0%	0%	0%	0%	0%	0%	0%			
<b>Cumulative Percent</b>	54.7%	88.7%	98.1%	100%	100%	100%	100%	100%	100%	100%	100%	100%	100%	100%			
<b>ADT</b> 53															<b>85th Percentile:</b> 19 MPH <b>Mean Speed(Average):</b> 13 MPH <b>Median:</b> 13 MPH <b>Mode:</b> 8 MPH		
<i>Comments:</i>																	



Type of report: Tube Count - Speed Data

LOCATION: EB SE Kelvin St W of SE 29th Ave														QC JOB #: 15923811			
SPECIFIC LOCATION:														DIRECTION: EB			
CITY/STATE: Milwaukie, OR														DATE: Sep 20 2022			
Start Time	1 15	16 20	21 25	26 30	31 35	36 40	41 45	46 50	51 55	56 60	61 65	66 70	71 75	76 999	Total	Pace Speed	Number in Pace
12:00 AM	0	0	0	0	0	0	0	0	0	0	0	0	0	0	0	1-10	0
12:15 AM	0	0	0	0	0	0	0	0	0	0	0	0	0	0	0	1-10	0
12:30 AM	0	0	0	0	0	0	0	0	0	0	0	0	0	0	0	1-10	0
12:45 AM	0	0	0	0	0	0	0	0	0	0	0	0	0	0	0	1-10	0
01:00 AM	0	0	0	0	0	0	0	0	0	0	0	0	0	0	0	1-10	0
01:15 AM	0	0	0	0	0	0	0	0	0	0	0	0	0	0	0	1-10	0
01:30 AM	0	0	0	0	0	0	0	0	0	0	0	0	0	0	0	1-10	0
01:45 AM	0	0	0	0	0	0	0	0	0	0	0	0	0	0	0	1-10	0
02:00 AM	0	0	0	0	0	0	0	0	0	0	0	0	0	0	0	1-10	0
02:15 AM	0	0	0	0	0	0	0	0	0	0	0	0	0	0	0	1-10	0
02:30 AM	0	0	0	0	0	0	0	0	0	0	0	0	0	0	0	1-10	0
02:45 AM	0	0	0	0	0	0	0	0	0	0	0	0	0	0	0	1-10	0
03:00 AM	0	0	0	0	0	0	0	0	0	0	0	0	0	0	0	1-10	0
03:15 AM	1	0	0	0	0	0	0	0	0	0	0	0	0	0	1	1-10	1
03:30 AM	0	0	0	0	0	0	0	0	0	0	0	0	0	0	0	1-10	0
03:45 AM	0	0	0	0	0	0	0	0	0	0	0	0	0	0	0	1-10	0
04:00 AM	0	0	0	0	0	0	0	0	0	0	0	0	0	0	0	1-10	0
04:15 AM	0	0	0	0	0	0	0	0	0	0	0	0	0	0	0	1-10	0
04:30 AM	0	0	0	0	0	0	0	0	0	0	0	0	0	0	0	1-10	0
04:45 AM	0	1	0	0	0	0	0	0	0	0	0	0	0	0	1	11-20	1
05:00 AM	1	0	0	0	0	0	0	0	0	0	0	0	0	0	1	1-10	1
05:15 AM	0	0	0	0	0	0	0	0	0	0	0	0	0	0	0	1-10	0
05:30 AM	1	0	0	0	0	0	0	0	0	0	0	0	0	0	1	1-10	1
05:45 AM	0	0	0	0	0	0	0	0	0	0	0	0	0	0	0	1-10	0
<b>Day Total</b>																	
<b>Percent</b>																	
<b>AM Peak</b>																	
<b>15-min Vol</b>																	
<b>PM Peak</b>																	
<b>15-min Vol</b>																	
<i>Comments:</i>																	

Type of report: Tube Count - Speed Data

LOCATION: EB SE Kelvin St W of SE 29th Ave														QC JOB #: 15923811			
SPECIFIC LOCATION:														DIRECTION: EB			
CITY/STATE: Milwaukie, OR														DATE: Sep 20 2022			
Start Time	1 15	16 20	21 25	26 30	31 35	36 40	41 45	46 50	51 55	56 60	61 65	66 70	71 75	76 999	Total	Pace Speed	Number in Pace
06:00 AM	0	0	0	0	0	0	0	0	0	0	0	0	0	0	0	1-10	0
06:15 AM	0	0	0	0	0	0	0	0	0	0	0	0	0	0	0	1-10	0
06:30 AM	0	0	0	0	0	0	0	0	0	0	0	0	0	0	0	1-10	0
06:45 AM	0	0	0	0	0	0	0	0	0	0	0	0	0	0	0	1-10	0
07:00 AM	1	0	0	0	0	0	0	0	0	0	0	0	0	0	1	1-10	1
07:15 AM	0	0	0	0	0	0	0	0	0	0	0	0	0	0	0	1-10	0
07:30 AM	2	0	0	0	0	0	0	0	0	0	0	0	0	0	2	1-10	1
07:45 AM	1	0	0	0	0	0	0	0	0	0	0	0	0	0	1	1-10	1
08:00 AM	0	0	0	0	0	0	0	0	0	0	0	0	0	0	0	1-10	0
08:15 AM	1	0	0	0	0	0	0	0	0	0	0	0	0	0	1	1-10	1
08:30 AM	1	0	0	0	0	0	0	0	0	0	0	0	0	0	1	1-10	1
08:45 AM	1	0	0	0	0	0	0	0	0	0	0	0	0	0	1	1-10	1
09:00 AM	1	0	0	0	0	0	0	0	0	0	0	0	0	0	1	1-10	1
09:15 AM	0	0	0	0	0	0	0	0	0	0	0	0	0	0	0	1-10	0
09:30 AM	0	0	0	0	0	0	0	0	0	0	0	0	0	0	0	1-10	0
09:45 AM	1	0	0	0	0	0	0	0	0	0	0	0	0	0	1	1-10	1
10:00 AM	3	0	0	0	0	0	0	0	0	0	0	0	0	0	3	1-10	2
10:15 AM	1	0	0	0	0	0	0	0	0	0	0	0	0	0	1	1-10	1
10:30 AM	0	0	0	0	0	0	0	0	0	0	0	0	0	0	0	1-10	0
10:45 AM	1	1	0	0	0	0	0	0	0	0	0	0	0	0	2	11-20	1
11:00 AM	2	0	0	0	0	0	0	0	0	0	0	0	0	0	2	1-10	1
11:15 AM	0	0	0	0	0	0	0	0	0	0	0	0	0	0	0	1-10	0
11:30 AM	0	0	0	0	0	0	0	0	0	0	0	0	0	0	0	1-10	0
11:45 AM	0	0	0	0	0	0	0	0	0	0	0	0	0	0	0	1-10	0
Day Total Percent																	
AM Peak 15-min Vol																	
PM Peak 15-min Vol																	
<i>Comments:</i>																	

Type of report: Tube Count - Speed Data

LOCATION: EB SE Kelvin St W of SE 29th Ave														QC JOB #: 15923811			
SPECIFIC LOCATION:														DIRECTION: EB			
CITY/STATE: Milwaukie, OR														DATE: Sep 20 2022			
Start Time	1 15	16 20	21 25	26 30	31 35	36 40	41 45	46 50	51 55	56 60	61 65	66 70	71 75	76 999	Total	Pace Speed	Number in Pace
12:00 PM	3	0	0	0	0	0	0	0	0	0	0	0	0	0	3	1-10	2
12:15 PM	0	0	0	0	0	0	0	0	0	0	0	0	0	0	0	1-10	0
12:30 PM	1	0	0	0	0	0	0	0	0	0	0	0	0	0	1	1-10	1
12:45 PM	0	0	0	0	0	0	0	0	0	0	0	0	0	0	0	1-10	0
01:00 PM	1	0	0	0	0	0	0	0	0	0	0	0	0	0	1	1-10	1
01:15 PM	0	0	0	0	0	0	0	0	0	0	0	0	0	0	0	1-10	0
01:30 PM	0	0	0	0	0	0	0	0	0	0	0	0	0	0	0	1-10	0
01:45 PM	0	0	0	0	0	0	0	0	0	0	0	0	0	0	0	1-10	0
02:00 PM	0	0	0	0	0	0	0	0	0	0	0	0	0	0	0	1-10	0
02:15 PM	0	0	0	0	0	0	0	0	0	0	0	0	0	0	0	1-10	0
02:30 PM	0	0	0	0	0	0	0	0	0	0	0	0	0	0	0	1-10	0
02:45 PM	0	0	0	0	0	0	0	0	0	0	0	0	0	0	0	1-10	0
03:00 PM	0	0	0	0	0	0	0	0	0	0	0	0	0	0	0	1-10	0
03:15 PM	1	1	0	0	0	0	0	0	0	0	0	0	0	0	2	11-20	1
03:30 PM	0	0	0	0	0	0	0	0	0	0	0	0	0	0	0	1-10	0
03:45 PM	0	0	0	0	0	0	0	0	0	0	0	0	0	0	0	1-10	0
04:00 PM	0	0	0	0	0	0	0	0	0	0	0	0	0	0	0	1-10	0
04:15 PM	0	0	0	0	0	0	0	0	0	0	0	0	0	0	0	1-10	0
04:30 PM	0	0	0	0	0	0	0	0	0	0	0	0	0	0	0	1-10	0
04:45 PM	0	0	0	0	0	0	0	0	0	0	0	0	0	0	0	1-10	0
05:00 PM	0	0	0	0	0	0	0	0	0	0	0	0	0	0	0	1-10	0
05:15 PM	2	0	0	0	0	0	0	0	0	0	0	0	0	0	2	1-10	1
05:30 PM	0	0	0	0	0	0	0	0	0	0	0	0	0	0	0	1-10	0
05:45 PM	0	0	0	0	0	0	0	0	0	0	0	0	0	0	0	1-10	0
Day Total Percent																	
AM Peak 15-min Vol																	
PM Peak 15-min Vol																	
<i>Comments:</i>																	

Type of report: Tube Count - Speed Data

LOCATION: EB SE Kelvin St W of SE 29th Ave														QC JOB #: 15923811			
SPECIFIC LOCATION:														DIRECTION: EB			
CITY/STATE: Milwaukie, OR														DATE: Sep 20 2022			
Start Time	15	16 20	21 25	26 30	31 35	36 40	41 45	46 50	51 55	56 60	61 65	66 70	71 75	76 999	Total	Pace Speed	Number in Pace
06:00 PM	0	0	0	0	0	0	0	0	0	0	0	0	0	0	0	1-10	0
06:15 PM	1	0	0	0	0	0	0	0	0	0	0	0	0	0	1	1-10	1
06:30 PM	0	0	0	0	0	0	0	0	0	0	0	0	0	0	0	1-10	0
06:45 PM	0	0	0	0	0	0	0	0	0	0	0	0	0	0	0	1-10	0
07:00 PM	1	0	0	0	0	0	0	0	0	0	0	0	0	0	1	1-10	1
07:15 PM	0	0	0	0	0	0	0	0	0	0	0	0	0	0	0	1-10	0
07:30 PM	0	0	0	0	0	0	0	0	0	0	0	0	0	0	0	1-10	0
07:45 PM	1	0	0	0	0	0	0	0	0	0	0	0	0	0	1	1-10	1
08:00 PM	0	0	0	0	0	0	0	0	0	0	0	0	0	0	0	1-10	0
08:15 PM	0	0	0	0	0	0	0	0	0	0	0	0	0	0	0	1-10	0
08:30 PM	1	0	0	0	0	0	0	0	0	0	0	0	0	0	1	1-10	1
08:45 PM	0	0	0	0	0	0	0	0	0	0	0	0	0	0	0	1-10	0
09:00 PM	0	0	0	0	0	0	0	0	0	0	0	0	0	0	0	1-10	0
09:15 PM	0	0	0	0	0	0	0	0	0	0	0	0	0	0	0	1-10	0
09:30 PM	0	0	0	0	0	0	0	0	0	0	0	0	0	0	0	1-10	0
09:45 PM	0	0	0	0	0	0	0	0	0	0	0	0	0	0	0	1-10	0
10:00 PM	0	0	0	0	0	0	0	0	0	0	0	0	0	0	0	1-10	0
10:15 PM	0	0	0	0	0	0	0	0	0	0	0	0	0	0	0	1-10	0
10:30 PM	0	0	0	0	0	0	0	0	0	0	0	0	0	0	0	1-10	0
10:45 PM	0	0	0	0	0	0	0	0	0	0	0	0	0	0	0	1-10	0
11:00 PM	0	0	0	0	0	0	0	0	0	0	0	0	0	0	0	1-10	0
11:15 PM	0	0	0	0	0	0	0	0	0	0	0	0	0	0	0	1-10	0
11:30 PM	0	0	0	0	0	0	0	0	0	0	0	0	0	0	0	1-10	0
11:45 PM	0	0	0	0	0	0	0	0	0	0	0	0	0	0	0	1-10	0
<b>Day Total</b>	31	3	0	0	0	0	0	0	0	0	0	0	0	0	34	1-10	21
<b>Percent</b>	91.2%	8.8%	0%	0%	0%	0%	0%	0%	0%	0%	0%	0%	0%	0%			
<b>AM Peak 15-min Vol</b>	10:00 AM	4:45 AM	12:00 AM	12:00 AM	12:00 AM	12:00 AM	12:00 AM	12:00 AM	12:00 AM	12:00 AM	12:00 AM	12:00 AM	12:00 AM	12:00 AM	10:00 AM		
	3	1	0	0	0	0	0	0	0	0	0	0	0	0	3		
<b>PM Peak 15-min Vol</b>	12:00 PM	3:15 PM	12:00 PM	12:00 PM	12:00 PM	12:00 PM	12:00 PM	12:00 PM	12:00 PM	12:00 PM	12:00 PM	12:00 PM	12:00 PM	12:00 PM	12:00 PM		
	3	1	0	0	0	0	0	0	0	0	0	0	0	0	3		
<i>Comments:</i>																	

Type of report: Tube Count - Speed Data

**SUMMARY - Tube Count - Speed Data**

<b>LOCATION:</b> EB SE Kelvin St W of SE 29th Ave														<b>QC JOB #:</b> 15923811			
<b>SPECIFIC LOCATION:</b>														<b>DIRECTION:</b> EB			
<b>CITY/STATE:</b> Milwaukie, OR														<b>DATE:</b> Sep 20 2022			
Speed Range	1 15	16 20	21 25	26 30	31 35	36 40	41 45	46 50	51 55	56 60	61 65	66 70	71 75	76 999	Total	Pace Speed	Number in Pace
<b>Grand Total</b>	31	3	0	0	0	0	0	0	0	0	0	0	0	0	34	1-10	21
<b>Percent</b>	91.2%	8.8%	0%	0%	0%	0%	0%	0%	0%	0%	0%	0%	0%	0%			
<b>Cumulative Percent</b>	91.2%	100%	100%	100%	100%	100%	100%	100%	100%	100%	100%	100%	100%	100%			
<b>ADT</b> 34															<b>85th Percentile:</b> 13 MPH <b>Mean Speed(Average):</b> 8 MPH <b>Median:</b> 8 MPH <b>Mode:</b> 8 MPH		
<i>Comments:</i>																	

Report generated on 10/10/2022 3:09 PM

SOURCE: Quality Counts, LLC (<http://www.qualitycounts.net>)



Type of report: Tube Count - Speed Data

**LOCATION:** SB SE 29th Ave N of SE Kelvin St **QC JOB #:** 15923812  
**SPECIFIC LOCATION:** **DIRECTION:** SB  
**CITY/STATE:** Milwaukie, OR **DATE:** Sep 20 2022

Start Time	1 15	16 20	21 25	26 30	31 35	36 40	41 45	46 50	51 55	56 60	61 65	66 70	71 75	76 999	Total	Pace Speed	Number in Pace
12:00 AM	0	1	0	0	0	0	0	0	0	0	0	0	0	0	1	11-20	1
12:15 AM	0	0	0	0	0	0	0	0	0	0	0	0	0	0	0	1-10	0
12:30 AM	0	0	0	0	0	0	0	0	0	0	0	0	0	0	0	1-10	0
12:45 AM	0	0	0	0	0	0	0	0	0	0	0	0	0	0	0	1-10	0
01:00 AM	0	0	0	0	0	0	0	0	0	0	0	0	0	0	0	1-10	0
01:15 AM	0	0	0	0	0	0	0	0	0	0	0	0	0	0	0	1-10	0
01:30 AM	0	0	0	0	0	0	0	0	0	0	0	0	0	0	0	1-10	0
01:45 AM	0	0	0	0	0	0	0	0	0	0	0	0	0	0	0	1-10	0
02:00 AM	0	0	0	0	0	0	0	0	0	0	0	0	0	0	0	1-10	0
02:15 AM	0	0	0	0	0	0	0	0	0	0	0	0	0	0	0	1-10	0
02:30 AM	0	0	0	0	0	0	0	0	0	0	0	0	0	0	0	1-10	0
02:45 AM	1	0	0	0	0	0	0	0	0	0	0	0	0	0	1	1-10	1
03:00 AM	0	0	0	0	0	0	0	0	0	0	0	0	0	0	0	1-10	0
03:15 AM	0	0	0	0	0	0	0	0	0	0	0	0	0	0	0	1-10	0
03:30 AM	0	0	0	0	0	0	0	0	0	0	0	0	0	0	0	1-10	0
03:45 AM	0	0	0	0	0	0	0	0	0	0	0	0	0	0	0	1-10	0
04:00 AM	0	0	0	0	0	0	0	0	0	0	0	0	0	0	0	1-10	0
04:15 AM	0	0	0	0	0	0	0	0	0	0	0	0	0	0	0	1-10	0
04:30 AM	0	0	0	0	0	0	0	0	0	0	0	0	0	0	0	1-10	0
04:45 AM	0	0	0	0	0	0	0	0	0	0	0	0	0	0	0	1-10	0
05:00 AM	0	0	0	0	0	0	0	0	0	0	0	0	0	0	0	1-10	0
05:15 AM	0	0	0	0	0	0	0	0	0	0	0	0	0	0	0	1-10	0
05:30 AM	0	0	0	0	0	0	0	0	0	0	0	0	0	0	0	1-10	0
05:45 AM	0	1	0	0	0	0	0	0	0	0	0	0	0	0	1	11-20	1
<b>Day Total Percent</b>																	
<b>AM Peak 15-min Vol</b>																	
<b>PM Peak 15-min Vol</b>																	
<i>Comments:</i>																	

Type of report: Tube Count - Speed Data

**LOCATION:** SB SE 29th Ave N of SE Kelvin St **QC JOB #:** 15923812  
**SPECIFIC LOCATION:** **DIRECTION:** SB  
**CITY/STATE:** Milwaukie, OR **DATE:** Sep 20 2022

Start Time	1 15	16 20	21 25	26 30	31 35	36 40	41 45	46 50	51 55	56 60	61 65	66 70	71 75	76 999	Total	Pace Speed	Number in Pace
06:00 AM	0	0	0	0	0	0	0	0	0	0	0	0	0	0	0	1-10	0
06:15 AM	0	0	0	0	0	0	0	0	0	0	0	0	0	0	0	1-10	0
06:30 AM	0	0	0	0	0	0	0	0	0	0	0	0	0	0	0	1-10	0
06:45 AM	0	0	0	0	0	0	0	0	0	0	0	0	0	0	0	1-10	0
07:00 AM	0	1	0	0	0	0	0	0	0	0	0	0	0	0	1	11-20	1
07:15 AM	0	0	0	0	0	0	0	0	0	0	0	0	0	0	0	1-10	0
07:30 AM	1	0	0	1	0	0	0	0	0	0	0	0	0	0	2	21-30	1
07:45 AM	0	1	0	0	0	0	0	0	0	0	0	0	0	0	1	11-20	1
08:00 AM	0	0	0	0	0	0	0	0	0	0	0	0	0	0	0	1-10	0
08:15 AM	1	0	0	0	0	0	0	0	0	0	0	0	0	0	1	1-10	1
08:30 AM	0	0	0	1	0	0	0	0	0	0	0	0	0	0	1	21-30	1
08:45 AM	1	0	0	0	0	0	0	0	0	0	0	0	0	0	1	1-10	1
09:00 AM	0	0	0	0	0	0	0	0	0	0	0	0	0	0	0	1-10	0
09:15 AM	1	0	0	0	0	0	0	0	0	0	0	0	0	0	1	1-10	1
09:30 AM	0	0	0	0	0	0	0	0	0	0	0	0	0	0	0	1-10	0
09:45 AM	1	0	1	0	0	0	0	0	0	0	0	0	0	0	2	16-25	1
10:00 AM	0	0	0	0	0	0	0	0	0	0	0	0	0	0	0	1-10	0
10:15 AM	1	0	0	0	0	0	0	0	0	0	0	0	0	0	1	1-10	1
10:30 AM	0	1	0	0	0	0	0	0	0	0	0	0	0	0	1	11-20	1
10:45 AM	0	0	0	1	0	0	0	0	0	0	0	0	0	0	1	21-30	1
11:00 AM	0	0	1	0	0	0	0	0	0	0	0	0	0	0	1	16-25	1
11:15 AM	1	0	0	0	0	0	0	0	0	0	0	0	0	0	1	1-10	1
11:30 AM	1	1	1	0	0	0	0	0	0	0	0	0	0	0	3	16-25	2
11:45 AM	0	0	0	0	0	0	0	0	0	0	0	0	0	0	0	1-10	0
<b>Day Total Percent</b>																	
<b>AM Peak 15-min Vol</b>																	
<b>PM Peak 15-min Vol</b>																	
<i>Comments:</i>																	



Type of report: Tube Count - Speed Data

**LOCATION:** SB SE 29th Ave N of SE Kelvin St **QC JOB #:** 15923812  
**SPECIFIC LOCATION:** **DIRECTION:** SB  
**CITY/STATE:** Milwaukie, OR **DATE:** Sep 20 2022

Start Time	1 15	16 20	21 25	26 30	31 35	36 40	41 45	46 50	51 55	56 60	61 65	66 70	71 75	76 999	Total	Pace Speed	Number in Pace
12:00 PM	0	0	0	0	0	0	0	0	0	0	0	0	0	0	0	1-10	0
12:15 PM	0	0	0	0	0	0	0	0	0	0	0	0	0	0	0	1-10	0
12:30 PM	1	0	0	0	0	0	0	0	0	0	0	0	0	0	1	1-10	1
12:45 PM	0	0	0	0	0	0	0	0	0	0	0	0	0	0	0	1-10	0
01:00 PM	1	0	0	0	0	0	0	0	0	0	0	0	0	0	1	1-10	1
01:15 PM	0	1	0	0	0	0	0	0	0	0	0	0	0	0	1	11-20	1
01:30 PM	0	2	1	0	0	0	0	0	0	0	0	0	0	0	3	16-25	3
01:45 PM	0	0	1	0	0	0	0	0	0	0	0	0	0	0	1	16-25	1
02:00 PM	1	0	0	0	0	0	0	0	0	0	0	0	0	0	1	1-10	1
02:15 PM	0	0	0	0	0	0	0	0	0	0	0	0	0	0	0	1-10	0
02:30 PM	0	2	1	0	0	0	0	0	0	0	0	0	0	0	3	16-25	3
02:45 PM	2	0	2	0	0	0	0	0	0	0	0	0	0	0	4	16-25	2
03:00 PM	1	0	0	0	0	0	0	0	0	0	0	0	0	0	1	1-10	1
03:15 PM	0	1	0	0	0	0	0	0	0	0	0	0	0	0	1	11-20	1
03:30 PM	1	0	0	0	0	0	0	0	0	0	0	0	0	0	1	1-10	1
03:45 PM	0	1	0	0	0	0	0	0	0	0	0	0	0	0	1	11-20	1
04:00 PM	1	0	0	0	0	0	0	0	0	0	0	0	0	0	1	1-10	1
04:15 PM	1	1	0	0	0	0	0	0	0	0	0	0	0	0	2	11-20	1
04:30 PM	0	0	0	0	0	0	0	0	0	0	0	0	0	0	0	1-10	0
04:45 PM	0	2	0	0	0	0	0	0	0	0	0	0	0	0	2	11-20	2
05:00 PM	1	0	0	0	0	0	0	0	0	0	0	0	0	0	1	1-10	1
05:15 PM	0	1	0	0	0	0	0	0	0	0	0	0	0	0	1	11-20	1
05:30 PM	0	1	0	0	0	0	0	0	0	0	0	0	0	0	1	11-20	1
05:45 PM	0	0	0	0	0	0	0	0	0	0	0	0	0	0	0	1-10	0
<b>Day Total Percent</b>																	
<b>AM Peak 15-min Vol</b>																	
<b>PM Peak 15-min Vol</b>																	
<i>Comments:</i>																	

Type of report: Tube Count - Speed Data

LOCATION: SB SE 29th Ave N of SE Kelvin St															QC JOB #: 15923812		
SPECIFIC LOCATION:															DIRECTION: SB		
CITY/STATE: Milwaukie, OR															DATE: Sep 20 2022		
Start Time	1 15	16 20	21 25	26 30	31 35	36 40	41 45	46 50	51 55	56 60	61 65	66 70	71 75	76 999	Total	Pace Speed	Number in Pace
06:00 PM	0	0	0	0	0	0	0	0	0	0	0	0	0	0	0	1-10	0
06:15 PM	1	0	0	0	0	0	0	0	0	0	0	0	0	0	1	1-10	1
06:30 PM	1	0	0	0	0	0	0	0	0	0	0	0	0	0	1	1-10	1
06:45 PM	0	0	0	0	0	0	0	0	0	0	0	0	0	0	0	1-10	0
07:00 PM	0	0	0	0	0	0	0	0	0	0	0	0	0	0	0	1-10	0
07:15 PM	0	1	0	0	0	0	0	0	0	0	0	0	0	0	1	11-20	1
07:30 PM	1	0	0	0	0	0	0	0	0	0	0	0	0	0	1	1-10	1
07:45 PM	0	0	1	0	0	0	0	0	0	0	0	0	0	0	1	16-25	1
08:00 PM	0	0	0	0	0	0	0	0	0	0	0	0	0	0	0	1-10	0
08:15 PM	0	1	0	0	0	0	0	0	0	0	0	0	0	0	1	11-20	1
08:30 PM	0	1	0	0	0	0	0	0	0	0	0	0	0	0	1	11-20	1
08:45 PM	0	0	0	0	0	0	0	0	0	0	0	0	0	0	0	1-10	0
09:00 PM	0	0	0	0	0	0	0	0	0	0	0	0	0	0	0	1-10	0
09:15 PM	0	0	0	0	0	0	0	0	0	0	0	0	0	0	0	1-10	0
09:30 PM	0	1	0	0	0	0	0	0	0	0	0	0	0	0	1	11-20	1
09:45 PM	0	0	0	1	0	0	0	0	0	0	0	0	0	0	1	21-30	1
10:00 PM	0	0	0	0	0	0	0	0	0	0	0	0	0	0	0	1-10	0
10:15 PM	0	0	0	0	0	0	0	0	0	0	0	0	0	0	0	1-10	0
10:30 PM	0	0	0	0	0	0	0	0	0	0	0	0	0	0	0	1-10	0
10:45 PM	0	1	0	0	0	0	0	0	0	0	0	0	0	0	1	11-20	1
11:00 PM	0	0	0	0	0	0	0	0	0	0	0	0	0	0	0	1-10	0
11:15 PM	0	0	0	0	0	0	0	0	0	0	0	0	0	0	0	1-10	0
11:30 PM	0	0	0	0	0	0	0	0	0	0	0	0	0	0	0	1-10	0
11:45 PM	0	0	0	0	0	0	0	0	0	0	0	0	0	0	0	1-10	0
<b>Day Total</b>	22	23	9	4	0	0	0	0	0	0	0	0	0	0	58	16-25	32
<b>Percent</b>	37.9%	39.7%	15.5%	6.9%	0%	0%	0%	0%	0%	0%	0%	0%	0%	0%			
<b>AM Peak</b>	2:45 AM	12:00 AM	9:45 AM	7:30 AM	12:00 AM	12:00 AM	12:00 AM	12:00 AM	12:00 AM	12:00 AM	12:00 AM	12:00 AM	12:00 AM	12:00 AM	11:30 AM		
<b>15-min Vol</b>	1	1	1	1	0	0	0	0	0	0	0	0	0	0	3		
<b>PM Peak</b>	2:45 PM	1:30 PM	2:45 PM	9:45 PM	12:00 PM	12:00 PM	12:00 PM	12:00 PM	12:00 PM	12:00 PM	12:00 PM	12:00 PM	12:00 PM	12:00 PM	2:45 PM		
<b>15-min Vol</b>	2	2	2	1	0	0	0	0	0	0	0	0	0	0	4		
<i>Comments:</i>																	

Type of report: Tube Count - Speed Data

**SUMMARY - Tube Count - Speed Data**

<b>LOCATION:</b> SB SE 29th Ave N of SE Kelvin St														<b>QC JOB #:</b> 15923812			
<b>SPECIFIC LOCATION:</b>														<b>DIRECTION:</b> SB			
<b>CITY/STATE:</b> Milwaukie, OR														<b>DATE:</b> Sep 20 2022			
Speed Range	1 15	16 20	21 25	26 30	31 35	36 40	41 45	46 50	51 55	56 60	61 65	66 70	71 75	76 999	Total	Pace Speed	Number in Pace
<b>Grand Total</b>	22	23	9	4	0	0	0	0	0	0	0	0	0	0	58	16-25	32
<b>Percent</b>	37.9%	39.7%	15.5%	6.9%	0%	0%	0%	0%	0%	0%	0%	0%	0%	0%			
<b>Cumulative Percent</b>	37.9%	77.6%	93.1%	100%	100%	100%	100%	100%	100%	100%	100%	100%	100%	100%			
<b>ADT</b> 58															<b>85th Percentile:</b> 22 MPH <b>Mean Speed(Average):</b> 16 MPH <b>Median:</b> 16 MPH <b>Mode:</b> 18 MPH		
<i>Comments:</i>																	

Report generated on 10/10/2022 3:09 PM

SOURCE: Quality Counts, LLC (<http://www.qualitycounts.net>)



Type of report: Tube Count - Speed Data

LOCATION: WB SE Kelvin St E of SE 29th Ave														QC JOB #: 15923813			
SPECIFIC LOCATION:														DIRECTION: WB			
CITY/STATE: Milwaukie, OR														DATE: Sep 20 2022			
Start Time	1 15	16 20	21 25	26 30	31 35	36 40	41 45	46 50	51 55	56 60	61 65	66 70	71 75	76 999	Total	Pace Speed	Number in Pace
12:00 AM	0	0	0	0	0	0	0	0	0	0	0	0	0	0	0	1-10	0
12:15 AM	0	0	0	0	0	0	0	0	0	0	0	0	0	0	0	1-10	0
12:30 AM	0	0	0	0	0	0	0	0	0	0	0	0	0	0	0	1-10	0
12:45 AM	0	0	0	0	0	0	0	0	0	0	0	0	0	0	0	1-10	0
01:00 AM	0	0	0	0	0	0	0	0	0	0	0	0	0	0	0	1-10	0
01:15 AM	0	0	0	0	0	0	0	0	0	0	0	0	0	0	0	1-10	0
01:30 AM	0	0	0	0	0	0	0	0	0	0	0	0	0	0	0	1-10	0
01:45 AM	0	0	0	0	0	0	0	0	0	0	0	0	0	0	0	1-10	0
02:00 AM	0	0	0	0	0	0	0	0	0	0	0	0	0	0	0	1-10	0
02:15 AM	0	0	0	0	0	0	0	0	0	0	0	0	0	0	0	1-10	0
02:30 AM	0	0	0	0	0	0	0	0	0	0	0	0	0	0	0	1-10	0
02:45 AM	0	0	0	0	0	0	0	0	0	0	0	0	0	0	0	1-10	0
03:00 AM	0	0	0	0	0	0	0	0	0	0	0	0	0	0	0	1-10	0
03:15 AM	0	0	0	0	0	0	0	0	0	0	0	0	0	0	0	1-10	0
03:30 AM	0	0	0	0	0	0	0	0	0	0	0	0	0	0	0	1-10	0
03:45 AM	0	0	0	0	0	0	0	0	0	0	0	0	0	0	0	1-10	0
04:00 AM	0	0	0	0	0	0	0	0	0	0	0	0	0	0	0	1-10	0
04:15 AM	0	0	0	0	0	0	0	0	0	0	0	0	0	0	0	1-10	0
04:30 AM	0	0	0	0	0	0	0	0	0	0	0	0	0	0	0	1-10	0
04:45 AM	0	0	0	0	0	0	0	0	0	0	0	0	0	0	0	1-10	0
05:00 AM	0	0	0	0	0	0	0	0	0	0	0	0	0	0	0	1-10	0
05:15 AM	0	0	0	0	0	0	0	0	0	0	0	0	0	0	0	1-10	0
05:30 AM	0	0	0	0	0	0	0	0	0	0	0	0	0	0	0	1-10	0
05:45 AM	1	0	0	0	0	0	0	0	0	0	0	0	0	0	1	1-10	1
<b>Day Total Percent</b>																	
<b>AM Peak 15-min Vol</b>																	
<b>PM Peak 15-min Vol</b>																	
<i>Comments:</i>																	

Type of report: Tube Count - Speed Data

LOCATION: WB SE Kelvin St E of SE 29th Ave														QC JOB #: 15923813			
SPECIFIC LOCATION:														DIRECTION: WB			
CITY/STATE: Milwaukie, OR														DATE: Sep 20 2022			
Start Time	1 15	16 20	21 25	26 30	31 35	36 40	41 45	46 50	51 55	56 60	61 65	66 70	71 75	76 999	Total	Pace Speed	Number in Pace
06:00 AM	0	1	0	0	0	0	0	0	0	0	0	0	0	0	1	11-20	1
06:15 AM	0	0	0	0	0	0	0	0	0	0	0	0	0	0	0	1-10	0
06:30 AM	0	0	0	0	0	0	0	0	0	0	0	0	0	0	0	1-10	0
06:45 AM	0	0	0	0	0	0	0	0	0	0	0	0	0	0	0	1-10	0
07:00 AM	1	0	0	0	0	0	0	0	0	0	0	0	0	0	1	1-10	1
07:15 AM	0	0	0	0	0	0	0	0	0	0	0	0	0	0	0	1-10	0
07:30 AM	0	0	0	0	0	0	0	0	0	0	0	0	0	0	0	1-10	0
07:45 AM	0	0	0	0	0	0	0	0	0	0	0	0	0	0	0	1-10	0
08:00 AM	0	0	0	0	0	0	0	0	0	0	0	0	0	0	0	1-10	0
08:15 AM	1	0	0	0	0	0	0	0	0	0	0	0	0	0	1	1-10	1
08:30 AM	0	0	0	0	0	0	0	0	0	0	0	0	0	0	0	1-10	0
08:45 AM	0	0	0	0	0	0	0	0	0	0	0	0	0	0	0	1-10	0
09:00 AM	0	0	0	0	0	0	0	0	0	0	0	0	0	0	0	1-10	0
09:15 AM	0	0	0	0	0	0	0	0	0	0	0	0	0	0	0	1-10	0
09:30 AM	0	0	0	0	0	0	0	0	0	0	0	0	0	0	0	1-10	0
09:45 AM	2	0	0	0	0	0	0	0	0	0	0	0	0	0	2	1-10	1
10:00 AM	1	0	0	0	0	0	0	0	0	0	0	0	0	0	1	1-10	1
10:15 AM	1	0	0	0	0	0	0	0	0	0	0	0	0	0	1	1-10	1
10:30 AM	2	0	1	0	0	0	0	0	0	0	0	0	0	0	3	1-10	1
10:45 AM	0	0	0	0	0	0	0	0	0	0	0	0	0	0	0	1-10	0
11:00 AM	2	0	0	0	0	0	0	0	0	0	0	0	0	0	2	1-10	1
11:15 AM	4	0	0	0	0	0	0	0	0	0	0	0	0	0	4	1-10	3
11:30 AM	1	2	0	0	0	0	0	0	0	0	0	0	0	0	3	11-20	2
11:45 AM	2	0	0	0	0	0	0	0	0	0	0	0	0	0	2	1-10	1
Day Total Percent																	
AM Peak 15-min Vol																	
PM Peak 15-min Vol																	
<i>Comments:</i>																	

Type of report: Tube Count - Speed Data

LOCATION: WB SE Kelvin St E of SE 29th Ave														QC JOB #: 15923813			
SPECIFIC LOCATION:														DIRECTION: WB			
CITY/STATE: Milwaukie, OR														DATE: Sep 20 2022			
Start Time	1 15	16 20	21 25	26 30	31 35	36 40	41 45	46 50	51 55	56 60	61 65	66 70	71 75	76 999	Total	Pace Speed	Number in Pace
12:00 PM	0	1	1	1	0	0	0	0	0	0	0	0	0	0	3	16-25	2
12:15 PM	0	1	0	0	0	0	0	0	0	0	0	0	0	0	1	11-20	1
12:30 PM	1	0	1	0	0	0	0	0	0	0	0	0	0	0	2	16-25	1
12:45 PM	1	0	0	0	0	0	0	0	0	0	0	0	0	0	1	1-10	1
01:00 PM	0	1	0	0	0	0	0	0	0	0	0	0	0	0	1	11-20	1
01:15 PM	0	0	0	0	0	0	0	0	0	0	0	0	0	0	0	1-10	0
01:30 PM	0	1	0	0	0	0	0	0	0	0	0	0	0	0	1	11-20	1
01:45 PM	2	1	0	0	0	0	0	0	0	0	0	0	0	0	3	11-20	2
02:00 PM	1	0	0	0	0	0	0	0	0	0	0	0	0	0	1	1-10	1
02:15 PM	0	2	0	0	0	0	0	0	0	0	0	0	0	0	2	11-20	2
02:30 PM	0	1	1	1	0	0	0	0	0	0	0	0	0	0	3	16-25	2
02:45 PM	1	1	0	0	0	0	0	0	0	0	0	0	0	0	2	11-20	1
03:00 PM	0	0	0	0	0	0	0	0	0	0	0	0	0	0	0	1-10	0
03:15 PM	0	0	1	0	0	0	0	0	0	0	0	0	0	0	1	16-25	1
03:30 PM	0	0	0	0	0	0	0	0	0	0	0	0	0	0	0	1-10	0
03:45 PM	1	0	0	0	0	0	0	0	0	0	0	0	0	0	1	1-10	1
04:00 PM	1	0	0	0	0	0	0	0	0	0	0	0	0	0	1	1-10	1
04:15 PM	1	1	1	0	0	0	0	0	0	0	0	0	0	0	3	16-25	2
04:30 PM	1	4	0	0	0	0	0	0	0	0	0	0	0	0	5	11-20	4
04:45 PM	1	0	0	1	0	0	0	0	0	0	0	0	0	0	2	21-30	1
05:00 PM	1	2	0	0	0	0	0	0	0	0	0	0	0	0	3	11-20	2
05:15 PM	1	0	0	0	0	0	0	0	0	0	0	0	0	0	1	1-10	1
05:30 PM	4	0	0	0	0	0	0	0	0	0	0	0	0	0	4	1-10	3
05:45 PM	2	0	1	0	0	0	0	0	0	0	0	0	0	0	3	1-10	1
<b>Day Total</b>																	
<b>Percent</b>																	
<b>AM Peak</b>																	
<b>15-min Vol</b>																	
<b>PM Peak</b>																	
<b>15-min Vol</b>																	
<i>Comments:</i>																	

Type of report: Tube Count - Speed Data

LOCATION: WB SE Kelvin St E of SE 29th Ave														QC JOB #: 15923813																
SPECIFIC LOCATION:														DIRECTION: WB																
CITY/STATE: Milwaukie, OR														DATE: Sep 20 2022																
Start Time	15	16	20	21	25	26	30	31	35	36	40	41	45	46	50	51	55	56	60	61	65	66	70	71	75	76	999	Total	Pace Speed	Number in Pace
06:00 PM	4	0	1	0	0	0	0	0	0	0	0	0	0	0	0	0	0	0	0	0	0	0	0	0	0	0	5	1-10	3	
06:15 PM	0	1	0	0	0	0	0	0	0	0	0	0	0	0	0	0	0	0	0	0	0	0	0	0	0	0	1	11-20	1	
06:30 PM	0	0	0	0	0	0	0	0	0	0	0	0	0	0	0	0	0	0	0	0	0	0	0	0	0	0	0	0	1-10	0
06:45 PM	0	1	0	0	0	0	0	0	0	0	0	0	0	0	0	0	0	0	0	0	0	0	0	0	0	0	1	11-20	1	
07:00 PM	0	1	0	0	0	0	0	0	0	0	0	0	0	0	0	0	0	0	0	0	0	0	0	0	0	0	1	11-20	1	
07:15 PM	0	0	0	0	0	0	0	0	0	0	0	0	0	0	0	0	0	0	0	0	0	0	0	0	0	0	0	0	1-10	0
07:30 PM	4	2	0	0	0	0	0	0	0	0	0	0	0	0	0	0	0	0	0	0	0	0	0	0	0	6	11-20	3		
07:45 PM	2	2	0	0	0	0	0	0	0	0	0	0	0	0	0	0	0	0	0	0	0	0	0	0	0	4	11-20	3		
08:00 PM	0	0	0	0	0	0	0	0	0	0	0	0	0	0	0	0	0	0	0	0	0	0	0	0	0	0	0	1-10	0	
08:15 PM	0	1	0	0	0	0	0	0	0	0	0	0	0	0	0	0	0	0	0	0	0	0	0	0	0	1	11-20	1		
08:30 PM	1	0	0	0	0	0	0	0	0	0	0	0	0	0	0	0	0	0	0	0	0	0	0	0	0	1	1-10	1		
08:45 PM	0	1	0	0	0	0	0	0	0	0	0	0	0	0	0	0	0	0	0	0	0	0	0	0	0	1	11-20	1		
09:00 PM	0	0	0	0	0	0	0	0	0	0	0	0	0	0	0	0	0	0	0	0	0	0	0	0	0	0	0	1-10	0	
09:15 PM	0	0	0	0	0	0	0	0	0	0	0	0	0	0	0	0	0	0	0	0	0	0	0	0	0	0	0	1-10	0	
09:30 PM	1	0	0	0	0	0	0	0	0	0	0	0	0	0	0	0	0	0	0	0	0	0	0	0	0	1	1-10	1		
09:45 PM	0	0	0	0	0	0	0	0	0	0	0	0	0	0	0	0	0	0	0	0	0	0	0	0	0	0	0	1-10	0	
10:00 PM	0	0	0	0	0	0	0	0	0	0	0	0	0	0	0	0	0	0	0	0	0	0	0	0	0	0	0	1-10	0	
10:15 PM	0	0	0	0	0	0	0	0	0	0	0	0	0	0	0	0	0	0	0	0	0	0	0	0	0	0	0	1-10	0	
10:30 PM	0	0	0	0	0	0	0	0	0	0	0	0	0	0	0	0	0	0	0	0	0	0	0	0	0	0	0	1-10	0	
10:45 PM	0	0	0	0	0	0	0	0	0	0	0	0	0	0	0	0	0	0	0	0	0	0	0	0	0	0	0	1-10	0	
11:00 PM	0	1	0	0	0	0	0	0	0	0	0	0	0	0	0	0	0	0	0	0	0	0	0	0	0	1	11-20	1		
11:15 PM	0	0	0	0	0	0	0	0	0	0	0	0	0	0	0	0	0	0	0	0	0	0	0	0	0	0	0	1-10	0	
11:30 PM	0	0	0	0	0	0	0	0	0	0	0	0	0	0	0	0	0	0	0	0	0	0	0	0	0	0	0	1-10	0	
11:45 PM	0	0	0	0	0	0	0	0	0	0	0	0	0	0	0	0	0	0	0	0	0	0	0	0	0	0	0	1-10	0	
<b>Day Total</b>	49	29	8	3	0	0	0	0	0	0	0	0	0	0	0	0	0	0	0	0	0	0	0	0	0	89	11-20	45		
<b>Percent</b>	55.1%	32.6%	9%	3.4%	0%	0%	0%	0%	0%	0%	0%	0%	0%	0%	0%	0%	0%	0%	0%	0%	0%	0%	0%	0%	0%					
<b>AM Peak 15-min Vol</b>	11:15 AM	11:30 AM	10:30 AM	12:00 AM	12:00 AM	12:00 AM	12:00 AM	12:00 AM	12:00 AM	12:00 AM	12:00 AM	12:00 AM	12:00 AM	12:00 AM	12:00 AM	12:00 AM	12:00 AM	12:00 AM	12:00 AM	12:00 AM	12:00 AM	12:00 AM	12:00 AM	12:00 AM	12:00 AM	12:00 AM	11:15 AM			
	4	2	1	0	0	0	0	0	0	0	0	0	0	0	0	0	0	0	0	0	0	0	0	0	0	4				
<b>PM Peak 15-min Vol</b>	5:30 PM	4:30 PM	12:00 PM	12:00 PM	12:00 PM	12:00 PM	12:00 PM	12:00 PM	12:00 PM	12:00 PM	12:00 PM	12:00 PM	12:00 PM	12:00 PM	12:00 PM	12:00 PM	12:00 PM	12:00 PM	12:00 PM	12:00 PM	12:00 PM	12:00 PM	12:00 PM	12:00 PM	12:00 PM	12:00 PM	7:30 PM			
	4	4	1	1	0	0	0	0	0	0	0	0	0	0	0	0	0	0	0	0	0	0	0	0	0	6				
<i>Comments:</i>																														

Type of report: Tube Count - Speed Data

**SUMMARY - Tube Count - Speed Data**

<b>LOCATION:</b> WB SE Kelvin St E of SE 29th Ave														<b>QC JOB #:</b> 15923813			
<b>SPECIFIC LOCATION:</b>														<b>DIRECTION:</b> WB			
<b>CITY/STATE:</b> Milwaukie, OR														<b>DATE:</b> Sep 20 2022			
Speed Range	1 15	16 20	21 25	26 30	31 35	36 40	41 45	46 50	51 55	56 60	61 65	66 70	71 75	76 999	Total	Pace Speed	Number in Pace
<b>Grand Total</b>	49	29	8	3	0	0	0	0	0	0	0	0	0	0	89	11-20	45
<b>Percent</b>	55.1%	32.6%	9%	3.4%	0%	0%	0%	0%	0%	0%	0%	0%	0%	0%			
<b>Cumulative Percent</b>	55.1%	87.6%	96.6%	100%	100%	100%	100%	100%	100%	100%	100%	100%	100%	100%			
<b>ADT</b> 89															<b>85th Percentile:</b> 19 MPH <b>Mean Speed(Average):</b> 13 MPH <b>Median:</b> 13 MPH <b>Mode:</b> 8 MPH		
<i>Comments:</i>																	

Report generated on 10/10/2022 3:09 PM

SOURCE: Quality Counts, LLC (<http://www.qualitycounts.net>)





Type of report: Tube Count - Speed Data

**LOCATION:** NB SE 29th Ave S of SE Olsen St **QC JOB #:** 15923814  
**SPECIFIC LOCATION:** **DIRECTION:** NB  
**CITY/STATE:** Milwaukie, OR **DATE:** Sep 20 2022

Start Time	1 15	16 20	21 25	26 30	31 35	36 40	41 45	46 50	51 55	56 60	61 65	66 70	71 75	76 999	Total	Pace Speed	Number in Pace
12:00 AM	0	0	0	0	0	0	0	0	0	0	0	0	0	0	0	1-10	0
12:15 AM	0	0	0	0	0	0	0	0	0	0	0	0	0	0	0	1-10	0
12:30 AM	0	0	0	0	0	0	0	0	0	0	0	0	0	0	0	1-10	0
12:45 AM	0	0	0	0	0	0	0	0	0	0	0	0	0	0	0	1-10	0
01:00 AM	0	0	0	0	0	0	0	0	0	0	0	0	0	0	0	1-10	0
01:15 AM	0	0	0	0	0	0	0	0	0	0	0	0	0	0	0	1-10	0
01:30 AM	0	0	0	0	0	0	0	0	0	0	0	0	0	0	0	1-10	0
01:45 AM	0	0	0	0	0	0	0	0	0	0	0	0	0	0	0	1-10	0
02:00 AM	0	0	0	0	0	0	0	0	0	0	0	0	0	0	0	1-10	0
02:15 AM	0	0	0	0	0	0	0	0	0	0	0	0	0	0	0	1-10	0
02:30 AM	0	0	0	0	0	0	0	0	0	0	0	0	0	0	0	1-10	0
02:45 AM	0	0	0	0	0	0	0	0	0	0	0	0	0	0	0	1-10	0
03:00 AM	0	0	0	0	0	0	0	0	0	0	0	0	0	0	0	1-10	0
03:15 AM	0	0	0	0	0	0	0	0	0	0	0	0	0	0	0	1-10	0
03:30 AM	0	0	0	0	0	0	0	0	0	0	0	0	0	0	0	1-10	0
03:45 AM	0	0	0	0	0	0	0	0	0	0	0	0	0	0	0	1-10	0
04:00 AM	0	0	0	0	0	0	0	0	0	0	0	0	0	0	0	1-10	0
04:15 AM	0	0	0	0	0	0	0	0	0	0	0	0	0	0	0	1-10	0
04:30 AM	0	0	0	0	0	0	0	0	0	0	0	0	0	0	0	1-10	0
04:45 AM	0	0	0	0	0	0	0	0	0	0	0	0	0	0	0	1-10	0
05:00 AM	0	0	0	0	0	0	0	0	0	0	0	0	0	0	0	1-10	0
05:15 AM	1	0	0	0	0	0	0	0	0	0	0	0	0	0	1	1-10	1
05:30 AM	0	0	0	0	0	0	0	0	0	0	0	0	0	0	0	1-10	0
05:45 AM	0	0	1	0	0	0	0	0	0	0	0	0	0	0	1	16-25	1
<b>Day Total Percent</b>																	
<b>AM Peak 15-min Vol</b>																	
<b>PM Peak 15-min Vol</b>																	
<i>Comments:</i>																	

Type of report: Tube Count - Speed Data

**LOCATION:** NB SE 29th Ave S of SE Olsen St **QC JOB #:** 15923814  
**SPECIFIC LOCATION:** **DIRECTION:** NB  
**CITY/STATE:** Milwaukie, OR **DATE:** Sep 20 2022

Start Time	1 15	16 20	21 25	26 30	31 35	36 40	41 45	46 50	51 55	56 60	61 65	66 70	71 75	76 999	Total	Pace Speed	Number in Pace
06:00 AM	0	0	1	0	0	0	0	0	0	0	0	0	0	0	1	16-25	1
06:15 AM	0	0	0	0	0	0	0	0	0	0	0	0	0	0	0	1-10	0
06:30 AM	0	0	0	0	0	0	0	0	0	0	0	0	0	0	0	1-10	0
06:45 AM	0	0	0	0	0	0	0	0	0	0	0	0	0	0	0	1-10	0
07:00 AM	0	0	0	0	0	0	0	0	0	0	0	0	0	0	0	1-10	0
07:15 AM	0	0	0	0	0	0	0	0	0	0	0	0	0	0	0	1-10	0
07:30 AM	0	0	0	0	0	0	0	0	0	0	0	0	0	0	0	1-10	0
07:45 AM	2	1	0	0	0	0	0	0	0	0	0	0	0	0	3	11-20	2
08:00 AM	0	0	0	0	0	0	0	0	0	0	0	0	0	0	0	1-10	0
08:15 AM	0	1	0	0	0	0	0	0	0	0	0	0	0	0	1	11-20	1
08:30 AM	0	0	0	1	0	0	0	0	0	0	0	0	0	0	1	21-30	1
08:45 AM	1	0	0	0	0	0	0	0	0	0	0	0	0	0	1	1-10	1
09:00 AM	0	0	0	0	0	0	0	0	0	0	0	0	0	0	0	1-10	0
09:15 AM	0	0	0	0	0	0	0	0	0	0	0	0	0	0	0	1-10	0
09:30 AM	0	2	0	0	0	0	0	0	0	0	0	0	0	0	2	11-20	2
09:45 AM	0	0	0	0	0	0	0	0	0	0	0	0	0	0	0	1-10	0
10:00 AM	0	1	0	0	0	0	0	0	0	0	0	0	0	0	1	11-20	1
10:15 AM	1	0	0	0	0	0	0	0	0	0	0	0	0	0	1	1-10	1
10:30 AM	0	1	0	0	0	0	0	0	0	0	0	0	0	0	1	11-20	1
10:45 AM	3	0	0	0	0	0	0	0	0	0	0	0	0	0	3	1-10	2
11:00 AM	2	0	0	0	0	0	0	0	0	0	0	0	0	0	2	1-10	1
11:15 AM	1	1	0	0	0	0	0	0	0	0	0	0	0	0	2	11-20	1
11:30 AM	1	0	0	0	0	0	0	0	0	0	0	0	0	0	1	1-10	1
11:45 AM	0	0	0	0	0	0	0	0	0	0	0	0	0	0	0	1-10	0
<b>Day Total Percent</b>																	
<b>AM Peak 15-min Vol</b>																	
<b>PM Peak 15-min Vol</b>																	
<i>Comments:</i>																	

Type of report: Tube Count - Speed Data

LOCATION: NB SE 29th Ave S of SE Olsen St														QC JOB #: 15923814			
SPECIFIC LOCATION:														DIRECTION: NB			
CITY/STATE: Milwaukie, OR														DATE: Sep 20 2022			
Start Time	1 15	16 20	21 25	26 30	31 35	36 40	41 45	46 50	51 55	56 60	61 65	66 70	71 75	76 999	Total	Pace Speed	Number in Pace
12:00 PM	0	1	0	1	0	0	0	0	0	0	0	0	0	0	2	11-20	1
12:15 PM	0	0	0	0	0	0	0	0	0	0	0	0	0	0	0	1-10	0
12:30 PM	0	0	0	0	0	0	0	0	0	0	0	0	0	0	0	1-10	0
12:45 PM	0	0	0	0	0	0	0	0	0	0	0	0	0	0	0	1-10	0
01:00 PM	0	0	0	0	0	0	0	0	0	0	0	0	0	0	0	1-10	0
01:15 PM	1	0	0	0	0	0	0	0	0	0	0	0	0	0	1	1-10	1
01:30 PM	1	1	0	0	0	0	0	0	0	0	0	0	0	0	2	11-20	1
01:45 PM	0	0	1	0	0	0	0	0	0	0	0	0	0	0	1	16-25	1
02:00 PM	1	0	0	0	0	0	0	0	0	0	0	0	0	0	1	1-10	1
02:15 PM	1	0	0	0	0	0	0	0	0	0	0	0	0	0	1	1-10	1
02:30 PM	0	2	0	1	0	0	0	0	0	0	0	0	0	0	3	11-20	2
02:45 PM	1	1	0	0	0	0	0	0	0	0	0	0	0	0	2	11-20	1
03:00 PM	0	0	0	0	0	0	0	0	0	0	0	0	0	0	0	1-10	0
03:15 PM	1	0	0	1	0	0	0	0	0	0	0	0	0	0	2	21-30	1
03:30 PM	0	2	0	0	0	0	0	0	0	0	0	0	0	0	2	11-20	2
03:45 PM	2	1	0	0	0	0	0	0	0	0	0	0	0	0	3	11-20	2
04:00 PM	0	0	0	0	0	0	0	0	0	0	0	0	0	0	0	1-10	0
04:15 PM	0	2	0	0	0	0	0	0	0	0	0	0	0	0	2	11-20	2
04:30 PM	0	0	1	0	0	0	0	0	0	0	0	0	0	0	1	16-25	1
04:45 PM	0	0	0	0	0	0	0	0	0	0	0	0	0	0	0	1-10	0
05:00 PM	0	0	1	0	0	0	0	0	0	0	0	0	0	0	1	16-25	1
05:15 PM	0	1	0	0	0	0	0	0	0	0	0	0	0	0	1	11-20	1
05:30 PM	1	0	0	0	0	0	0	0	0	0	0	0	0	0	1	1-10	1
05:45 PM	1	0	0	0	0	0	0	0	0	0	0	0	0	0	1	1-10	1
<b>Day Total</b>																	
<b>Percent</b>																	
<b>AM Peak</b>																	
<b>15-min Vol</b>																	
<b>PM Peak</b>																	
<b>15-min Vol</b>																	
<i>Comments:</i>																	

Type of report: Tube Count - Speed Data

LOCATION: NB SE 29th Ave S of SE Olsen St														QC JOB #: 15923814			
SPECIFIC LOCATION:														DIRECTION: NB			
CITY/STATE: Milwaukie, OR														DATE: Sep 20 2022			
Start Time	15	16 20	21 25	26 30	31 35	36 40	41 45	46 50	51 55	56 60	61 65	66 70	71 75	76 999	Total	Pace Speed	Number in Pace
06:00 PM	0	0	0	0	0	0	0	0	0	0	0	0	0	0	0	1-10	0
06:15 PM	1	0	0	0	0	0	0	0	0	0	0	0	0	0	1	1-10	1
06:30 PM	0	0	1	0	0	0	0	0	0	0	0	0	0	0	1	16-25	1
06:45 PM	0	0	0	0	0	0	0	0	0	0	0	0	0	0	0	1-10	0
07:00 PM	0	0	0	1	0	0	0	0	0	0	0	0	0	0	1	21-30	1
07:15 PM	0	0	0	0	0	0	0	0	0	0	0	0	0	0	0	1-10	0
07:30 PM	1	0	0	0	0	0	0	0	0	0	0	0	0	0	1	1-10	1
07:45 PM	0	0	0	0	0	0	0	0	0	0	0	0	0	0	0	1-10	0
08:00 PM	0	0	0	0	0	0	0	0	0	0	0	0	0	0	0	1-10	0
08:15 PM	0	1	0	0	0	0	0	0	0	0	0	0	0	0	1	11-20	1
08:30 PM	0	0	0	0	0	0	0	0	0	0	0	0	0	0	0	1-10	0
08:45 PM	0	0	0	0	0	0	0	0	0	0	0	0	0	0	0	1-10	0
09:00 PM	0	0	0	0	0	0	0	0	0	0	0	0	0	0	0	1-10	0
09:15 PM	0	0	0	0	0	0	0	0	0	0	0	0	0	0	0	1-10	0
09:30 PM	0	0	0	0	0	0	0	0	0	0	0	0	0	0	0	1-10	0
09:45 PM	0	0	0	0	0	0	0	0	0	0	0	0	0	0	0	1-10	0
10:00 PM	0	0	0	0	0	0	0	0	0	0	0	0	0	0	0	1-10	0
10:15 PM	0	0	0	0	0	0	0	0	0	0	0	0	0	0	0	1-10	0
10:30 PM	0	0	0	0	0	0	0	0	0	0	0	0	0	0	0	1-10	0
10:45 PM	0	0	0	0	0	0	0	0	0	0	0	0	0	0	0	1-10	0
11:00 PM	0	0	0	0	0	0	0	0	0	0	0	0	0	0	0	1-10	0
11:15 PM	0	0	0	0	0	0	0	0	0	0	0	0	0	0	0	1-10	0
11:30 PM	0	0	0	0	0	0	0	0	0	0	0	0	0	0	0	1-10	0
11:45 PM	0	0	0	0	0	0	0	0	0	0	0	0	0	0	0	1-10	0
<b>Day Total</b>	24	19	6	5	0	0	0	0	0	0	0	0	0	0	54	11-20	27
<b>Percent</b>	44.4%	35.2%	11.1%	9.3%	0%	0%	0%	0%	0%	0%	0%	0%	0%	0%			
<b>AM Peak 15-min Vol</b>	10:45 AM	9:30 AM	5:45 AM	8:30 AM	12:00 AM	12:00 AM	12:00 AM	12:00 AM	12:00 AM	12:00 AM	12:00 AM	12:00 AM	12:00 AM	12:00 AM	7:45 AM		
	3	2	1	1	0	0	0	0	0	0	0	0	0	0	3		
<b>PM Peak 15-min Vol</b>	3:45 PM	2:30 PM	1:45 PM	12:00 PM	12:00 PM	12:00 PM	12:00 PM	12:00 PM	12:00 PM	12:00 PM	12:00 PM	12:00 PM	12:00 PM	12:00 PM	2:30 PM		
	2	2	1	1	0	0	0	0	0	0	0	0	0	0	3		
<i>Comments:</i>																	

Type of report: Tube Count - Speed Data

**SUMMARY - Tube Count - Speed Data**

<b>LOCATION:</b> NB SE 29th Ave S of SE Olsen St														<b>QC JOB #:</b> 15923814			
<b>SPECIFIC LOCATION:</b>														<b>DIRECTION:</b> NB			
<b>CITY/STATE:</b> Milwaukie, OR														<b>DATE:</b> Sep 20 2022			
Speed Range	1 15	16 20	21 25	26 30	31 35	36 40	41 45	46 50	51 55	56 60	61 65	66 70	71 75	76 999	Total	Pace Speed	Number in Pace
<b>Grand Total</b>	24	19	6	5	0	0	0	0	0	0	0	0	0	0	54	11-20	27
<b>Percent</b>	44.4%	35.2%	11.1%	9.3%	0%	0%	0%	0%	0%	0%	0%	0%	0%	0%			
<b>Cumulative Percent</b>	44.4%	79.6%	90.7%	100%	100%	100%	100%	100%	100%	100%	100%	100%	100%	100%			
<b>ADT</b> 54															<b>85th Percentile:</b> 22 MPH <b>Mean Speed(Average):</b> 15 MPH <b>Median:</b> 15 MPH <b>Mode:</b> 8 MPH		
<i>Comments:</i>																	

Report generated on 10/10/2022 3:09 PM

SOURCE: Quality Counts, LLC (<http://www.qualitycounts.net>)



Type of report: Tube Count - Speed Data

**LOCATION:** EB SE Olsen St W of SE 29th Ave **QC JOB #:** 15923815  
**SPECIFIC LOCATION:** **DIRECTION:** EB  
**CITY/STATE:** Milwaukie, OR **DATE:** Sep 20 2022

Start Time	1 15	16 20	21 25	26 30	31 35	36 40	41 45	46 50	51 55	56 60	61 65	66 70	71 75	76 999	Total	Pace Speed	Number in Pace
12:00 AM	0	0	0	0	0	0	0	0	0	0	0	0	0	0	0	1-10	0
12:15 AM	0	0	0	0	0	0	0	0	0	0	0	0	0	0	0	1-10	0
12:30 AM	0	0	0	0	0	0	0	0	0	0	0	0	0	0	0	1-10	0
12:45 AM	0	0	0	0	0	0	0	0	0	0	0	0	0	0	0	1-10	0
01:00 AM	0	0	0	0	0	0	0	0	0	0	0	0	0	0	0	1-10	0
01:15 AM	0	0	0	0	0	0	0	0	0	0	0	0	0	0	0	1-10	0
01:30 AM	0	0	0	0	0	0	0	0	0	0	0	0	0	0	0	1-10	0
01:45 AM	0	0	0	0	0	0	0	0	0	0	0	0	0	0	0	1-10	0
02:00 AM	0	0	0	0	0	0	0	0	0	0	0	0	0	0	0	1-10	0
02:15 AM	0	0	0	0	0	0	0	0	0	0	0	0	0	0	0	1-10	0
02:30 AM	0	0	0	0	0	0	0	0	0	0	0	0	0	0	0	1-10	0
02:45 AM	0	0	0	0	0	0	0	0	0	0	0	0	0	0	0	1-10	0
03:00 AM	0	0	0	0	0	0	0	0	0	0	0	0	0	0	0	1-10	0
03:15 AM	0	0	0	0	0	0	0	0	0	0	0	0	0	0	0	1-10	0
03:30 AM	0	0	0	0	0	0	0	0	0	0	0	0	0	0	0	1-10	0
03:45 AM	0	0	0	0	0	0	0	0	0	0	0	0	0	0	0	1-10	0
04:00 AM	0	0	0	0	0	0	0	0	0	0	0	0	0	0	0	1-10	0
04:15 AM	0	0	0	0	0	0	0	0	0	0	0	0	0	0	0	1-10	0
04:30 AM	0	0	0	0	0	0	0	0	0	0	0	0	0	0	0	1-10	0
04:45 AM	0	0	0	0	0	0	0	0	0	0	0	0	0	0	0	1-10	0
05:00 AM	1	0	0	0	0	0	0	0	0	0	0	0	0	0	1	1-10	1
05:15 AM	0	0	0	0	0	0	0	0	0	0	0	0	0	0	0	1-10	0
05:30 AM	0	0	0	0	0	0	0	0	0	0	0	0	0	0	0	1-10	0
05:45 AM	0	0	0	0	0	0	0	0	0	0	0	0	0	0	0	1-10	0
<b>Day Total Percent</b>																	
<b>AM Peak 15-min Vol</b>																	
<b>PM Peak 15-min Vol</b>																	
<i>Comments:</i>																	

Type of report: Tube Count - Speed Data

**LOCATION:** EB SE Olsen St W of SE 29th Ave **QC JOB #:** 15923815  
**SPECIFIC LOCATION:** **DIRECTION:** EB  
**CITY/STATE:** Milwaukie, OR **DATE:** Sep 20 2022

Start Time	1 15	16 20	21 25	26 30	31 35	36 40	41 45	46 50	51 55	56 60	61 65	66 70	71 75	76 999	Total	Pace Speed	Number in Pace
06:00 AM	0	1	0	0	0	0	0	0	0	0	0	0	0	0	1	11-20	1
06:15 AM	0	0	0	0	0	0	0	0	0	0	0	0	0	0	0	1-10	0
06:30 AM	0	0	0	0	0	0	0	0	0	0	0	0	0	0	0	1-10	0
06:45 AM	0	0	0	0	0	0	0	0	0	0	0	0	0	0	0	1-10	0
07:00 AM	0	1	0	0	0	0	0	0	0	0	0	0	0	0	1	11-20	1
07:15 AM	0	1	0	0	0	0	0	0	0	0	0	0	0	0	1	11-20	1
07:30 AM	2	0	0	0	0	0	0	0	0	0	0	0	0	0	2	1-10	1
07:45 AM	0	1	0	0	0	0	0	0	0	0	0	0	0	0	1	11-20	1
08:00 AM	1	1	0	0	0	0	0	0	0	0	0	0	0	0	2	11-20	1
08:15 AM	0	0	0	0	0	0	0	0	0	0	0	0	0	0	0	1-10	0
08:30 AM	3	0	0	0	0	0	0	0	0	0	0	0	0	0	3	1-10	2
08:45 AM	0	0	0	0	0	0	0	0	0	0	0	0	0	0	0	1-10	0
09:00 AM	2	0	0	0	0	0	0	0	0	0	0	0	0	0	2	1-10	1
09:15 AM	0	0	0	0	0	0	0	0	0	0	0	0	0	0	0	1-10	0
09:30 AM	1	0	0	0	0	0	0	0	0	0	0	0	0	0	1	1-10	1
09:45 AM	1	0	0	0	0	0	0	0	0	0	0	0	0	0	1	1-10	1
10:00 AM	0	0	0	0	0	0	0	0	0	0	0	0	0	0	0	1-10	0
10:15 AM	0	0	0	0	0	0	0	0	0	0	0	0	0	0	0	1-10	0
10:30 AM	2	1	0	0	0	0	0	0	0	0	0	0	0	0	3	11-20	2
10:45 AM	0	1	0	0	0	0	0	0	0	0	0	0	0	0	1	11-20	1
11:00 AM	0	0	0	0	0	0	0	0	0	0	0	0	0	0	0	1-10	0
11:15 AM	2	0	0	0	0	0	0	0	0	0	0	0	0	0	2	1-10	1
11:30 AM	2	1	0	0	0	0	0	0	0	0	0	0	0	0	3	11-20	2
11:45 AM	0	0	0	0	0	0	0	0	0	0	0	0	0	0	0	1-10	0
<b>Day Total</b>																	
<b>Percent</b>																	
<b>AM Peak</b>																	
<b>15-min Vol</b>																	
<b>PM Peak</b>																	
<b>15-min Vol</b>																	
<i>Comments:</i>																	

Type of report: Tube Count - Speed Data

**LOCATION:** EB SE Olsen St W of SE 29th Ave **QC JOB #:** 15923815  
**SPECIFIC LOCATION:** **DIRECTION:** EB  
**CITY/STATE:** Milwaukie, OR **DATE:** Sep 20 2022

Start Time	1 15	16 20	21 25	26 30	31 35	36 40	41 45	46 50	51 55	56 60	61 65	66 70	71 75	76 999	Total	Pace Speed	Number in Pace
12:00 PM	0	0	0	0	0	0	0	0	0	0	0	0	0	0	0	1-10	0
12:15 PM	0	0	0	0	0	0	0	0	0	0	0	0	0	0	0	1-10	0
12:30 PM	0	1	0	0	0	0	0	0	0	0	0	0	0	0	1	11-20	1
12:45 PM	1	0	0	0	0	0	0	0	0	0	0	0	0	0	1	1-10	1
01:00 PM	1	0	0	0	0	0	0	0	0	0	0	0	0	0	1	1-10	1
01:15 PM	0	0	0	0	0	0	0	0	0	0	0	0	0	0	0	1-10	0
01:30 PM	0	0	0	0	0	0	0	0	0	0	0	0	0	0	0	1-10	0
01:45 PM	0	0	0	0	0	0	0	0	0	0	0	0	0	0	0	1-10	0
02:00 PM	0	0	0	0	0	0	0	0	0	0	0	0	0	0	0	1-10	0
02:15 PM	1	0	0	0	0	0	0	0	0	0	0	0	0	0	1	1-10	1
02:30 PM	2	0	0	0	0	0	0	0	0	0	0	0	0	0	2	1-10	1
02:45 PM	1	2	0	0	0	0	0	0	0	0	0	0	0	0	3	11-20	2
03:00 PM	0	1	0	0	0	0	0	0	0	0	0	0	0	0	1	11-20	1
03:15 PM	2	0	0	0	0	0	0	0	0	0	0	0	0	0	2	1-10	1
03:30 PM	4	1	0	0	0	0	0	0	0	0	0	0	0	0	5	1-10	3
03:45 PM	0	1	0	0	0	0	0	0	0	0	0	0	0	0	1	11-20	1
04:00 PM	1	0	0	0	0	0	0	0	0	0	0	0	0	0	1	1-10	1
04:15 PM	1	0	0	0	0	0	0	0	0	0	0	0	0	0	1	1-10	1
04:30 PM	0	0	0	0	0	0	0	0	0	0	0	0	0	0	0	1-10	0
04:45 PM	0	0	0	0	0	0	0	0	0	0	0	0	0	0	0	1-10	0
05:00 PM	0	0	0	0	0	0	0	0	0	0	0	0	0	0	0	1-10	0
05:15 PM	1	0	0	0	0	0	0	0	0	0	0	0	0	0	1	1-10	1
05:30 PM	1	0	0	0	0	0	0	0	0	0	0	0	0	0	1	1-10	1
05:45 PM	1	1	0	0	0	0	0	0	0	0	0	0	0	0	2	11-20	1
<b>Day Total Percent</b>																	
<b>AM Peak 15-min Vol</b>																	
<b>PM Peak 15-min Vol</b>																	
<i>Comments:</i>																	



Type of report: Tube Count - Speed Data

LOCATION: EB SE Olsen St W of SE 29th Ave														QC JOB #: 15923815			
SPECIFIC LOCATION:														DIRECTION: EB			
CITY/STATE: Milwaukie, OR														DATE: Sep 20 2022			
Start Time	1 15	16 20	21 25	26 30	31 35	36 40	41 45	46 50	51 55	56 60	61 65	66 70	71 75	76 999	Total	Pace Speed	Number in Pace
06:00 PM	0	0	0	0	0	0	0	0	0	0	0	0	0	0	0	1-10	0
06:15 PM	2	2	0	0	0	0	0	0	0	0	0	0	0	0	4	11-20	3
06:30 PM	1	0	0	0	0	0	0	0	0	0	0	0	0	0	1	1-10	1
06:45 PM	0	0	0	0	0	0	0	0	0	0	0	0	0	0	0	1-10	0
07:00 PM	1	0	0	0	0	0	0	0	0	0	0	0	0	0	1	1-10	1
07:15 PM	0	0	0	0	0	0	0	0	0	0	0	0	0	0	0	1-10	0
07:30 PM	1	0	0	0	0	0	0	0	0	0	0	0	0	0	1	1-10	1
07:45 PM	0	1	0	0	0	0	0	0	0	0	0	0	0	0	1	11-20	1
08:00 PM	0	0	0	0	0	0	0	0	0	0	0	0	0	0	0	1-10	0
08:15 PM	1	0	0	0	0	0	0	0	0	0	0	0	0	0	1	1-10	1
08:30 PM	0	0	0	0	0	0	0	0	0	0	0	0	0	0	0	1-10	0
08:45 PM	0	0	0	0	0	0	0	0	0	0	0	0	0	0	0	1-10	0
09:00 PM	0	0	0	0	0	0	0	0	0	0	0	0	0	0	0	1-10	0
09:15 PM	0	0	0	0	0	0	0	0	0	0	0	0	0	0	0	1-10	0
09:30 PM	0	0	0	0	0	0	0	0	0	0	0	0	0	0	0	1-10	0
09:45 PM	0	0	0	0	0	0	0	0	0	0	0	0	0	0	0	1-10	0
10:00 PM	0	0	0	0	0	0	0	0	0	0	0	0	0	0	0	1-10	0
10:15 PM	0	0	0	0	0	0	0	0	0	0	0	0	0	0	0	1-10	0
10:30 PM	0	0	0	0	0	0	0	0	0	0	0	0	0	0	0	1-10	0
10:45 PM	0	0	0	0	0	0	0	0	0	0	0	0	0	0	0	1-10	0
11:00 PM	0	0	0	0	0	0	0	0	0	0	0	0	0	0	0	1-10	0
11:15 PM	0	0	0	0	0	0	0	0	0	0	0	0	0	0	0	1-10	0
11:30 PM	0	0	0	0	0	0	0	0	0	0	0	0	0	0	0	1-10	0
11:45 PM	0	0	0	0	0	0	0	0	0	0	0	0	0	0	0	1-10	0
<b>Day Total</b>	40	18	0	0	0	0	0	0	0	0	0	0	0	0	58	11-20	31
<b>Percent</b>	69%	31%	0%	0%	0%	0%	0%	0%	0%	0%	0%	0%	0%	0%			
<b>AM Peak 15-min Vol</b>	8:30 AM 3	6:00 AM 1	12:00 AM 0	12:00 AM 0	12:00 AM 0	12:00 AM 0	12:00 AM 0	12:00 AM 0	12:00 AM 0	12:00 AM 0	12:00 AM 0	12:00 AM 0	12:00 AM 0	12:00 AM 0	8:30 AM 3		
<b>PM Peak 15-min Vol</b>	3:30 PM 4	2:45 PM 2	12:00 PM 0	12:00 PM 0	12:00 PM 0	12:00 PM 0	12:00 PM 0	12:00 PM 0	12:00 PM 0	12:00 PM 0	12:00 PM 0	12:00 PM 0	12:00 PM 0	12:00 PM 0	3:30 PM 5		
<i>Comments:</i>																	

<b>LOCATION:</b> EB SE Olsen St W of SE 29th Ave														<b>QC JOB #:</b> 15923815			
<b>SPECIFIC LOCATION:</b>														<b>DIRECTION:</b> EB			
<b>CITY/STATE:</b> Milwaukie, OR														<b>DATE:</b> Sep 20 2022			
Speed Range	1 15	16 20	21 25	26 30	31 35	36 40	41 45	46 50	51 55	56 60	61 65	66 70	71 75	76 999	Total	Pace Speed	Number in Pace
<b>Grand Total</b>	40	18	0	0	0	0	0	0	0	0	0	0	0	0	58	11-20	31
<b>Percent</b>	69%	31%	0%	0%	0%	0%	0%	0%	0%	0%	0%	0%	0%	0%			
<b>Cumulative Percent</b>	69%	100%	100%	100%	100%	100%	100%	100%	100%	100%	100%	100%	100%	100%			
<b>ADT</b> 58															<b>85th Percentile:</b> 17 MPH <b>Mean Speed(Average):</b> 10 MPH <b>Median:</b> 10 MPH <b>Mode:</b> 8 MPH		
<i>Comments:</i>																	



Type of report: Tube Count - Speed Data

**LOCATION:** SB SE 29th Ave N of SE Olsen St **QC JOB #:** 15923816  
**SPECIFIC LOCATION:** **DIRECTION:** SB  
**CITY/STATE:** Milwaukie, OR **DATE:** Sep 20 2022

Start Time	1 15	16 20	21 25	26 30	31 35	36 40	41 45	46 50	51 55	56 60	61 65	66 70	71 75	76 999	Total	Pace Speed	Number in Pace
12:00 AM	0	0	0	0	0	0	0	0	0	0	0	0	0	0	0	1-10	0
12:15 AM	0	0	0	0	0	0	0	0	0	0	0	0	0	0	0	1-10	0
12:30 AM	0	0	0	0	0	0	0	0	0	0	0	0	0	0	0	1-10	0
12:45 AM	0	0	0	0	0	0	0	0	0	0	0	0	0	0	0	1-10	0
01:00 AM	0	0	0	0	0	0	0	0	0	0	0	0	0	0	0	1-10	0
01:15 AM	0	0	0	0	0	0	0	0	0	0	0	0	0	0	0	1-10	0
01:30 AM	0	0	0	0	0	0	0	0	0	0	0	0	0	0	0	1-10	0
01:45 AM	0	0	0	0	0	0	0	0	0	0	0	0	0	0	0	1-10	0
02:00 AM	0	0	0	0	0	0	0	0	0	0	0	0	0	0	0	1-10	0
02:15 AM	0	0	0	0	0	0	0	0	0	0	0	0	0	0	0	1-10	0
02:30 AM	0	0	0	0	0	0	0	0	0	0	0	0	0	0	0	1-10	0
02:45 AM	0	0	0	0	0	0	0	0	0	0	0	0	0	0	0	1-10	0
03:00 AM	0	0	0	0	0	0	0	0	0	0	0	0	0	0	0	1-10	0
03:15 AM	0	0	0	0	0	0	0	0	0	0	0	0	0	0	0	1-10	0
03:30 AM	0	0	0	0	0	0	0	0	0	0	0	0	0	0	0	1-10	0
03:45 AM	0	0	0	0	0	0	0	0	0	0	0	0	0	0	0	1-10	0
04:00 AM	0	0	0	0	0	0	0	0	0	0	0	0	0	0	0	1-10	0
04:15 AM	0	0	0	0	0	0	0	0	0	0	0	0	0	0	0	1-10	0
04:30 AM	0	0	0	0	0	0	0	0	0	0	0	0	0	0	0	1-10	0
04:45 AM	0	0	1	0	0	0	0	0	0	0	0	0	0	0	1	16-25	1
05:00 AM	0	0	0	0	0	0	0	0	0	0	0	0	0	0	0	1-10	0
05:15 AM	0	0	0	0	0	0	0	0	0	0	0	0	0	0	0	1-10	0
05:30 AM	0	0	0	0	0	0	0	0	0	0	0	0	0	0	0	1-10	0
05:45 AM	0	0	0	0	0	0	0	0	0	0	0	0	0	0	0	1-10	0
<b>Day Total Percent</b>																	
<b>AM Peak 15-min Vol</b>																	
<b>PM Peak 15-min Vol</b>																	
<i>Comments:</i>																	

Type of report: Tube Count - Speed Data

LOCATION: SB SE 29th Ave N of SE Olsen St														QC JOB #: 15923816			
SPECIFIC LOCATION:														DIRECTION: SB			
CITY/STATE: Milwaukie, OR														DATE: Sep 20 2022			
Start Time	1 15	16 20	21 25	26 30	31 35	36 40	41 45	46 50	51 55	56 60	61 65	66 70	71 75	76 999	Total	Pace Speed	Number in Pace
06:00 AM	0	0	0	0	0	0	0	0	0	0	0	0	0	0	0	1-10	0
06:15 AM	0	0	0	0	0	0	0	0	0	0	0	0	0	0	0	1-10	0
06:30 AM	0	0	0	0	0	0	0	0	0	0	0	0	0	0	0	1-10	0
06:45 AM	1	0	0	0	0	0	0	0	0	0	0	0	0	0	1	1-10	1
07:00 AM	0	0	0	0	0	0	0	0	0	0	0	0	0	0	0	1-10	0
07:15 AM	0	0	0	0	0	0	0	0	0	0	0	0	0	0	0	1-10	0
07:30 AM	2	1	0	0	0	0	0	0	0	0	0	0	0	0	3	11-20	2
07:45 AM	0	1	0	0	0	0	0	0	0	0	0	0	0	0	1	11-20	1
08:00 AM	0	1	0	0	0	0	0	0	0	0	0	0	0	0	1	11-20	1
08:15 AM	0	0	0	0	0	0	0	0	0	0	0	0	0	0	0	1-10	0
08:30 AM	0	0	0	0	0	0	0	0	0	0	0	0	0	0	0	1-10	0
08:45 AM	1	0	0	0	0	0	0	0	0	0	0	0	0	0	1	1-10	1
09:00 AM	0	0	0	0	0	0	0	0	0	0	0	0	0	0	0	1-10	0
09:15 AM	0	0	1	0	0	0	0	0	0	0	0	0	0	0	1	16-25	1
09:30 AM	0	0	0	0	0	0	0	0	0	0	0	0	0	0	0	1-10	0
09:45 AM	0	0	0	0	0	0	0	0	0	0	0	0	0	0	0	1-10	0
10:00 AM	0	0	0	0	0	0	0	0	0	0	0	0	0	0	0	1-10	0
10:15 AM	0	0	0	0	0	0	0	0	0	0	0	0	0	0	0	1-10	0
10:30 AM	0	0	0	0	0	0	0	0	0	0	0	0	0	0	0	1-10	0
10:45 AM	0	0	0	1	0	0	0	0	0	0	0	0	0	0	1	21-30	1
11:00 AM	0	0	1	0	0	0	0	0	0	0	0	0	0	0	1	16-25	1
11:15 AM	1	0	0	0	0	0	0	0	0	0	0	0	0	0	1	1-10	1
11:30 AM	0	0	0	0	0	0	0	0	0	0	0	0	0	0	0	1-10	0
11:45 AM	0	0	0	0	0	0	0	0	0	0	0	0	0	0	0	1-10	0
<b>Day Total</b>																	
<b>Percent</b>																	
<b>AM Peak</b>																	
<b>15-min Vol</b>																	
<b>PM Peak</b>																	
<b>15-min Vol</b>																	
<i>Comments:</i>																	

Type of report: Tube Count - Speed Data

**LOCATION:** SB SE 29th Ave N of SE Olsen St **QC JOB #:** 15923816  
**SPECIFIC LOCATION:** **DIRECTION:** SB  
**CITY/STATE:** Milwaukie, OR **DATE:** Sep 20 2022

Start Time	1 15	16 20	21 25	26 30	31 35	36 40	41 45	46 50	51 55	56 60	61 65	66 70	71 75	76 999	Total	Pace Speed	Number in Pace
12:00 PM	0	0	0	0	0	0	0	0	0	0	0	0	0	0	0	1-10	0
12:15 PM	0	0	0	0	0	0	0	0	0	0	0	0	0	0	0	1-10	0
12:30 PM	0	2	0	0	0	0	0	0	0	0	0	0	0	0	2	11-20	2
12:45 PM	0	0	0	0	0	0	0	0	0	0	0	0	0	0	0	1-10	0
01:00 PM	0	0	0	0	0	0	0	0	0	0	0	0	0	0	0	1-10	0
01:15 PM	0	0	0	0	0	0	0	0	0	0	0	0	0	0	0	1-10	0
01:30 PM	1	1	1	0	0	0	0	0	0	0	0	0	0	0	3	16-25	2
01:45 PM	0	0	1	0	0	0	0	0	0	0	0	0	0	0	1	16-25	1
02:00 PM	1	1	0	0	0	0	0	0	0	0	0	0	0	0	2	11-20	1
02:15 PM	0	0	0	0	0	0	0	0	0	0	0	0	0	0	0	1-10	0
02:30 PM	0	1	0	0	0	0	0	0	0	0	0	0	0	0	1	11-20	1
02:45 PM	2	0	1	0	0	0	0	0	0	0	0	0	0	0	3	1-10	1
03:00 PM	0	1	1	0	0	0	0	0	0	0	0	0	0	0	2	16-25	2
03:15 PM	0	1	0	0	0	0	0	0	0	0	0	0	0	0	1	11-20	1
03:30 PM	0	2	0	0	0	0	0	0	0	0	0	0	0	0	2	11-20	2
03:45 PM	0	1	0	0	0	0	0	0	0	0	0	0	0	0	1	11-20	1
04:00 PM	1	0	0	0	0	0	0	0	0	0	0	0	0	0	1	1-10	1
04:15 PM	0	0	0	0	0	0	0	0	0	0	0	0	0	0	0	1-10	0
04:30 PM	0	0	0	0	0	0	0	0	0	0	0	0	0	0	0	1-10	0
04:45 PM	0	0	0	0	0	0	0	0	0	0	0	0	0	0	0	1-10	0
05:00 PM	0	0	0	0	0	0	0	0	0	0	0	0	0	0	0	1-10	0
05:15 PM	2	1	0	0	0	0	0	0	0	0	0	0	0	0	3	11-20	2
05:30 PM	2	0	0	0	0	1	0	0	0	0	0	0	0	0	3	1-10	1
05:45 PM	0	0	0	0	0	0	0	0	0	0	0	0	0	0	0	1-10	0
<b>Day Total Percent</b>																	
<b>AM Peak 15-min Vol</b>																	
<b>PM Peak 15-min Vol</b>																	
<i>Comments:</i>																	

Type of report: Tube Count - Speed Data

LOCATION: SB SE 29th Ave N of SE Olsen St														QC JOB #: 15923816			
SPECIFIC LOCATION:														DIRECTION: SB			
CITY/STATE: Milwaukie, OR														DATE: Sep 20 2022			
Start Time	15	16 20	21 25	26 30	31 35	36 40	41 45	46 50	51 55	56 60	61 65	66 70	71 75	76 999	Total	Pace Speed	Number in Pace
06:00 PM	0	0	0	0	0	0	0	0	0	0	0	0	0	0	0	1-10	0
06:15 PM	0	1	0	0	0	0	0	0	0	0	0	0	0	0	1	11-20	1
06:30 PM	1	0	0	0	0	0	0	0	0	0	0	0	0	0	1	1-10	1
06:45 PM	0	0	0	0	0	0	0	0	0	0	0	0	0	0	0	1-10	0
07:00 PM	0	0	0	0	0	0	0	0	0	0	0	0	0	0	0	1-10	0
07:15 PM	0	1	0	0	0	0	0	0	0	0	0	0	0	0	1	11-20	1
07:30 PM	0	0	0	0	0	0	0	0	0	0	0	0	0	0	0	1-10	0
07:45 PM	0	0	0	0	0	0	0	0	0	0	0	0	0	0	0	1-10	0
08:00 PM	0	0	0	0	0	0	0	0	0	0	0	0	0	0	0	1-10	0
08:15 PM	0	0	0	0	0	0	0	0	0	0	0	0	0	0	0	1-10	0
08:30 PM	0	0	0	0	0	0	0	0	0	0	0	0	0	0	0	1-10	0
08:45 PM	0	0	0	0	0	0	0	0	0	0	0	0	0	0	0	1-10	0
09:00 PM	0	0	0	0	0	0	0	0	0	0	0	0	0	0	0	1-10	0
09:15 PM	0	0	0	0	0	0	0	0	0	0	0	0	0	0	0	1-10	0
09:30 PM	0	0	0	0	0	0	0	0	0	0	0	0	0	0	0	1-10	0
09:45 PM	0	0	1	0	0	0	0	0	0	0	0	0	0	0	1	16-25	1
10:00 PM	0	0	0	0	0	0	0	0	0	0	0	0	0	0	0	1-10	0
10:15 PM	1	0	0	0	0	0	0	0	0	0	0	0	0	0	1	1-10	1
10:30 PM	0	0	0	0	0	0	0	0	0	0	0	0	0	0	0	1-10	0
10:45 PM	1	0	0	0	0	0	0	0	0	0	0	0	0	0	1	1-10	1
11:00 PM	0	0	0	0	0	0	0	0	0	0	0	0	0	0	0	1-10	0
11:15 PM	0	0	0	0	0	0	0	0	0	0	0	0	0	0	0	1-10	0
11:30 PM	2	0	0	0	0	0	0	0	0	0	0	0	0	0	2	1-10	1
11:45 PM	0	0	0	0	0	0	0	0	0	0	0	0	0	0	0	1-10	0
<b>Day Total</b>	19	16	8	1	0	1	0	0	0	0	0	0	0	0	45	16-25	24
<b>Percent</b>	42.2%	35.6%	17.8%	2.2%	0%	2.2%	0%	0%	0%	0%	0%	0%	0%	0%			
<b>AM Peak 15-min Vol</b>	7:30 AM	7:30 AM	4:45 AM	10:45 AM	12:00 AM	12:00 AM	12:00 AM	12:00 AM	12:00 AM	12:00 AM	12:00 AM	12:00 AM	12:00 AM	12:00 AM	7:30 AM		
	2	1	1	1	0	0	0	0	0	0	0	0	0	0	3		
<b>PM Peak 15-min Vol</b>	2:45 PM	12:30 PM	1:30 PM	12:00 PM	12:00 PM	5:30 PM	12:00 PM	12:00 PM	12:00 PM	12:00 PM	12:00 PM	12:00 PM	12:00 PM	12:00 PM	1:30 PM		
	2	2	1	0	0	1	0	0	0	0	0	0	0	0	3		
<i>Comments:</i>																	

Type of report: Tube Count - Speed Data

**SUMMARY - Tube Count - Speed Data**

<b>LOCATION:</b> SB SE 29th Ave N of SE Olsen St														<b>QC JOB #:</b> 15923816			
<b>SPECIFIC LOCATION:</b>														<b>DIRECTION:</b> SB			
<b>CITY/STATE:</b> Milwaukie, OR														<b>DATE:</b> Sep 20 2022			
Speed Range	1 15	16 20	21 25	26 30	31 35	36 40	41 45	46 50	51 55	56 60	61 65	66 70	71 75	76 999	Total	Pace Speed	Number in Pace
<b>Grand Total</b>	19	16	8	1	0	1	0	0	0	0	0	0	0	0	45	16-25	24
<b>Percent</b>	42.2%	35.6%	17.8%	2.2%	0%	2.2%	0%	0%	0%	0%	0%	0%	0%	0%			
<b>Cumulative Percent</b>	42.2%	77.8%	95.6%	97.8%	97.8%	100%	100%	100%	100%	100%	100%	100%	100%	100%			
<b>ADT</b> 45															<b>85th Percentile:</b> 22 MPH <b>Mean Speed(Average):</b> 16 MPH <b>Median:</b> 16 MPH <b>Mode:</b> 8 MPH		
<i>Comments:</i>																	

Report generated on 10/10/2022 3:09 PM

SOURCE: Quality Counts, LLC (<http://www.qualitycounts.net>)



Type of report: Tube Count - Speed Data

LOCATION: WB SE Olsen St E of SE 29th Ave														QC JOB #: 15923817			
SPECIFIC LOCATION:														DIRECTION: WB			
CITY/STATE: Milwaukie, OR														DATE: Sep 20 2022			
Start Time	1 15	16 20	21 25	26 30	31 35	36 40	41 45	46 50	51 55	56 60	61 65	66 70	71 75	76 999	Total	Pace Speed	Number in Pace
12:00 AM	1	0	0	0	0	0	0	0	0	0	0	0	0	0	1	1-10	1
12:15 AM	0	0	0	0	0	0	0	0	0	0	0	0	0	0	0	1-10	0
12:30 AM	0	0	0	0	0	0	0	0	0	0	0	0	0	0	0	1-10	0
12:45 AM	0	0	0	0	0	0	0	0	0	0	0	0	0	0	0	1-10	0
01:00 AM	0	0	0	0	0	0	0	0	0	0	0	0	0	0	0	1-10	0
01:15 AM	1	0	0	0	0	0	0	0	0	0	0	0	0	0	1	1-10	1
01:30 AM	0	0	0	0	0	0	0	0	0	0	0	0	0	0	0	1-10	0
01:45 AM	0	0	0	0	0	0	0	0	0	0	0	0	0	0	0	1-10	0
02:00 AM	1	0	0	0	0	0	0	0	0	0	0	0	0	0	1	1-10	1
02:15 AM	0	0	0	0	0	0	0	0	0	0	0	0	0	0	0	1-10	0
02:30 AM	0	0	0	0	0	0	0	0	0	0	0	0	0	0	0	1-10	0
02:45 AM	0	0	0	0	0	0	0	0	0	0	0	0	0	0	0	1-10	0
03:00 AM	0	0	0	0	0	0	0	0	0	0	0	0	0	0	0	1-10	0
03:15 AM	0	0	0	0	0	0	0	0	0	0	0	0	0	0	0	1-10	0
03:30 AM	0	0	0	0	0	0	0	0	0	0	0	0	0	0	0	1-10	0
03:45 AM	0	0	0	0	0	0	0	0	0	0	0	0	0	0	0	1-10	0
04:00 AM	0	0	0	0	0	0	0	0	0	0	0	0	0	0	0	1-10	0
04:15 AM	0	0	0	0	0	0	0	0	0	0	0	0	0	0	0	1-10	0
04:30 AM	0	0	0	0	0	0	0	0	0	0	0	0	0	0	0	1-10	0
04:45 AM	0	0	0	0	0	0	0	0	0	0	0	0	0	0	0	1-10	0
05:00 AM	0	0	0	0	0	0	0	0	0	0	0	0	0	0	0	1-10	0
05:15 AM	1	0	0	0	0	0	0	0	0	0	0	0	0	0	1	1-10	1
05:30 AM	0	0	0	0	0	0	0	0	0	0	0	0	0	0	0	1-10	0
05:45 AM	1	0	0	0	0	0	0	0	0	0	0	0	0	0	1	1-10	1
Day Total Percent																	
AM Peak 15-min Vol																	
PM Peak 15-min Vol																	
<i>Comments:</i>																	



Type of report: Tube Count - Speed Data

**LOCATION:** WB SE Olsen St E of SE 29th Ave **QC JOB #:** 15923817  
**SPECIFIC LOCATION:** **DIRECTION:** WB  
**CITY/STATE:** Milwaukie, OR **DATE:** Sep 20 2022

Start Time	1 15	16 20	21 25	26 30	31 35	36 40	41 45	46 50	51 55	56 60	61 65	66 70	71 75	76 999	Total	Pace Speed	Number in Pace
06:00 AM	0	0	0	0	0	0	0	0	0	0	0	0	0	0	0	1-10	0
06:15 AM	0	1	0	0	0	0	0	0	0	0	0	0	0	0	1	11-20	1
06:30 AM	0	0	0	0	0	0	0	0	0	0	0	0	0	0	0	1-10	0
06:45 AM	0	0	0	0	0	0	0	0	0	0	0	0	0	0	0	1-10	0
07:00 AM	0	0	0	0	0	0	0	0	0	0	0	0	0	0	0	1-10	0
07:15 AM	0	0	0	0	0	0	0	0	0	0	0	0	0	0	0	1-10	0
07:30 AM	2	0	1	0	0	0	0	0	0	0	0	0	0	0	3	1-10	1
07:45 AM	0	1	0	0	0	0	0	0	0	0	0	0	0	0	1	11-20	1
08:00 AM	0	2	0	0	0	0	0	0	0	0	0	0	0	0	2	11-20	2
08:15 AM	0	0	0	0	0	0	0	0	0	0	0	0	0	0	0	1-10	0
08:30 AM	2	0	1	0	0	0	0	0	0	0	0	0	0	0	3	1-10	1
08:45 AM	2	0	0	0	0	0	0	0	0	0	0	0	0	0	2	1-10	1
09:00 AM	0	0	1	0	0	0	0	0	0	0	0	0	0	0	1	16-25	1
09:15 AM	2	0	0	0	0	0	0	0	0	0	0	0	0	0	2	1-10	1
09:30 AM	0	0	0	0	0	0	0	0	0	0	0	0	0	0	0	1-10	0
09:45 AM	0	0	0	0	0	0	0	0	0	0	0	0	0	0	0	1-10	0
10:00 AM	0	0	1	0	0	0	0	0	0	0	0	0	0	0	1	16-25	1
10:15 AM	0	0	1	0	0	0	0	0	0	0	0	0	0	0	1	16-25	1
10:30 AM	1	2	0	0	0	0	0	0	0	0	0	0	0	0	3	11-20	2
10:45 AM	0	0	0	0	0	0	0	0	0	0	0	0	0	0	0	1-10	0
11:00 AM	0	0	1	0	0	0	0	0	0	0	0	0	0	0	1	16-25	1
11:15 AM	1	0	0	0	0	0	0	0	0	0	0	0	0	0	1	1-10	1
11:30 AM	3	3	0	0	0	0	0	0	0	0	0	0	0	0	6	11-20	4
11:45 AM	3	0	0	0	0	0	0	0	0	0	0	0	0	0	3	1-10	2
<b>Day Total Percent</b>																	
<b>AM Peak 15-min Vol</b>																	
<b>PM Peak 15-min Vol</b>																	
<i>Comments:</i>																	

Type of report: Tube Count - Speed Data

LOCATION: WB SE Olsen St E of SE 29th Ave														QC JOB #: 15923817			
SPECIFIC LOCATION:														DIRECTION: WB			
CITY/STATE: Milwaukie, OR														DATE: Sep 20 2022			
Start Time	1 15	16 20	21 25	26 30	31 35	36 40	41 45	46 50	51 55	56 60	61 65	66 70	71 75	76 999	Total	Pace Speed	Number in Pace
12:00 PM	1	3	0	0	0	0	0	0	0	0	0	0	0	0	4	11-20	3
12:15 PM	0	0	0	0	0	0	0	0	0	0	0	0	0	0	0	1-10	0
12:30 PM	0	1	1	0	0	0	0	0	0	0	0	0	0	0	2	16-25	2
12:45 PM	0	0	0	0	0	0	0	0	0	0	0	0	0	0	0	1-10	0
01:00 PM	0	1	0	0	0	0	0	0	0	0	0	0	0	0	1	11-20	1
01:15 PM	0	4	0	0	0	0	0	0	0	0	0	0	0	0	4	11-20	4
01:30 PM	0	0	0	0	0	0	0	0	0	0	0	0	0	0	0	1-10	0
01:45 PM	1	1	0	0	0	0	0	0	0	0	0	0	0	0	2	11-20	1
02:00 PM	0	0	0	0	0	0	0	0	0	0	0	0	0	0	0	1-10	0
02:15 PM	1	1	0	0	0	0	0	0	0	0	0	0	0	0	2	11-20	1
02:30 PM	3	1	0	0	0	0	0	0	0	0	0	0	0	0	4	1-10	2
02:45 PM	2	1	0	0	0	0	0	0	0	0	0	0	0	0	3	11-20	2
03:00 PM	1	1	0	0	0	0	0	0	0	0	0	0	0	0	2	11-20	1
03:15 PM	0	0	0	0	0	0	0	0	0	0	0	0	0	0	0	1-10	0
03:30 PM	4	0	1	0	0	0	0	0	0	0	0	0	0	0	5	1-10	3
03:45 PM	2	1	0	0	0	0	0	0	0	0	0	0	0	0	3	11-20	2
04:00 PM	1	0	0	0	0	0	0	0	0	0	0	0	0	0	1	1-10	1
04:15 PM	2	1	0	0	0	0	0	0	0	0	0	0	0	0	3	11-20	2
04:30 PM	0	0	0	0	0	0	0	0	0	0	0	0	0	0	0	1-10	0
04:45 PM	3	2	0	0	0	0	0	0	0	0	0	0	0	0	5	11-20	3
05:00 PM	2	1	0	0	0	0	0	0	0	0	0	0	0	0	3	11-20	2
05:15 PM	2	3	1	0	0	0	0	0	0	0	0	0	0	0	6	16-25	4
05:30 PM	2	1	0	0	0	0	0	0	0	0	0	0	0	0	3	11-20	2
05:45 PM	5	1	0	0	0	0	0	0	0	0	0	0	0	0	6	1-10	3
Day Total Percent																	
AM Peak 15-min Vol																	
PM Peak 15-min Vol																	
<i>Comments:</i>																	

Type of report: Tube Count - Speed Data

LOCATION: WB SE Olsen St E of SE 29th Ave															QC JOB #: 15923817		
SPECIFIC LOCATION:															DIRECTION: WB		
CITY/STATE: Milwaukie, OR															DATE: Sep 20 2022		
Start Time	1 15	16 20	21 25	26 30	31 35	36 40	41 45	46 50	51 55	56 60	61 65	66 70	71 75	76 999	Total	Pace Speed	Number in Pace
06:00 PM	1	0	0	0	0	0	0	0	0	0	0	0	0	0	1	1-10	1
06:15 PM	0	1	1	0	0	0	0	0	0	0	0	0	0	0	2	16-25	2
06:30 PM	4	3	0	0	0	0	0	0	0	0	0	0	0	0	7	11-20	4
06:45 PM	3	2	1	0	0	0	0	0	0	0	0	0	0	0	6	16-25	3
07:00 PM	0	1	0	0	0	0	0	0	0	0	0	0	0	0	1	11-20	1
07:15 PM	0	1	0	0	0	0	0	0	0	0	0	0	0	0	1	11-20	1
07:30 PM	1	1	0	0	0	0	0	0	0	0	0	0	0	0	2	11-20	1
07:45 PM	2	1	0	0	0	0	0	0	0	0	0	0	0	0	3	11-20	2
08:00 PM	0	1	0	0	0	0	0	0	0	0	0	0	0	0	1	11-20	1
08:15 PM	0	1	0	0	0	0	0	0	0	0	0	0	0	0	1	11-20	1
08:30 PM	1	2	0	0	0	0	0	0	0	0	0	0	0	0	3	11-20	2
08:45 PM	1	1	0	0	0	0	0	0	0	0	0	0	0	0	2	11-20	1
09:00 PM	0	1	0	0	0	0	0	0	0	0	0	0	0	0	1	11-20	1
09:15 PM	0	0	0	0	0	0	0	0	0	0	0	0	0	0	0	1-10	0
09:30 PM	0	0	0	0	0	0	0	0	0	0	0	0	0	0	0	1-10	0
09:45 PM	0	0	0	0	0	0	0	0	0	0	0	0	0	0	0	1-10	0
10:00 PM	0	0	0	0	0	0	0	0	0	0	0	0	0	0	0	1-10	0
10:15 PM	0	0	1	0	0	0	0	0	0	0	0	0	0	0	1	16-25	1
10:30 PM	0	1	0	0	0	0	0	0	0	0	0	0	0	0	1	11-20	1
10:45 PM	1	0	0	0	0	0	0	0	0	0	0	0	0	0	1	1-10	1
11:00 PM	0	0	0	0	0	0	0	0	0	0	0	0	0	0	0	1-10	0
11:15 PM	0	0	0	0	0	0	0	0	0	0	0	0	0	0	0	1-10	0
11:30 PM	1	1	0	0	0	0	0	0	0	0	0	0	0	0	2	11-20	1
11:45 PM	0	0	0	0	0	0	0	0	0	0	0	0	0	0	0	1-10	0
<b>Day Total</b>	68	51	12	0	0	0	0	0	0	0	0	0	0	0	131	11-20	74
<b>Percent</b>	51.9%	38.9%	9.2%	0%	0%	0%	0%	0%	0%	0%	0%	0%	0%	0%			
<b>AM Peak 15-min Vol</b>	11:30 AM 3	11:30 AM 3	7:30 AM 1	12:00 AM 0	12:00 AM 0	12:00 AM 0	12:00 AM 0	12:00 AM 0	12:00 AM 0	12:00 AM 0	12:00 AM 0	12:00 AM 0	12:00 AM 0	12:00 AM 0	11:30 AM 6		
<b>PM Peak 15-min Vol</b>	5:45 PM 5	1:15 PM 4	12:30 PM 1	12:00 PM 0	12:00 PM 0	12:00 PM 0	12:00 PM 0	12:00 PM 0	12:00 PM 0	12:00 PM 0	12:00 PM 0	12:00 PM 0	12:00 PM 0	12:00 PM 0	6:30 PM 7		
<i>Comments:</i>																	

Type of report: Tube Count - Speed Data

**SUMMARY - Tube Count - Speed Data**

<b>LOCATION:</b> WB SE Olsen St E of SE 29th Ave														<b>QC JOB #:</b> 15923817			
<b>SPECIFIC LOCATION:</b>														<b>DIRECTION:</b> WB			
<b>CITY/STATE:</b> Milwaukie, OR														<b>DATE:</b> Sep 20 2022			
Speed Range	1 15	16 20	21 25	26 30	31 35	36 40	41 45	46 50	51 55	56 60	61 65	66 70	71 75	76 999	Total	Pace Speed	Number in Pace
<b>Grand Total</b>	68	51	12	0	0	0	0	0	0	0	0	0	0	0	131	11-20	74
<b>Percent</b>	51.9%	38.9%	9.2%	0%	0%	0%	0%	0%	0%	0%	0%	0%	0%	0%			
<b>Cumulative Percent</b>	51.9%	90.8%	100%	100%	100%	100%	100%	100%	100%	100%	100%	100%	100%	100%			
<b>ADT 131</b>															<b>85th Percentile:</b> 19 MPH <b>Mean Speed(Average):</b> 14 MPH <b>Median:</b> 14 MPH <b>Mode:</b> 8 MPH		
<i>Comments:</i>																	

Report generated on 10/10/2022 3:09 PM

SOURCE: Quality Counts, LLC (<http://www.qualitycounts.net>)



Type of report: Tube Count - Speed Data

**LOCATION:** NB Se 29th Ave S of SE Malcolm St **QC JOB #:** 15923818  
**SPECIFIC LOCATION:** **DIRECTION:** NB  
**CITY/STATE:** Milwaukie, OR **DATE:** Sep 20 2022

Start Time	1 15	16 20	21 25	26 30	31 35	36 40	41 45	46 50	51 55	56 60	61 65	66 70	71 75	76 999	Total	Pace Speed	Number in Pace
12:00 AM	0	0	0	0	0	0	0	0	0	0	0	0	0	0	0	1-10	0
12:15 AM	0	0	0	0	0	0	0	0	0	0	0	0	0	0	0	1-10	0
12:30 AM	0	0	0	0	0	0	0	0	0	0	0	0	0	0	0	1-10	0
12:45 AM	0	0	0	0	0	0	0	0	0	0	0	0	0	0	0	1-10	0
01:00 AM	0	0	0	0	0	0	0	0	0	0	0	0	0	0	0	1-10	0
01:15 AM	0	0	1	0	0	0	0	0	0	0	0	0	0	0	1	16-25	1
01:30 AM	0	0	0	0	0	0	0	0	0	0	0	0	0	0	0	1-10	0
01:45 AM	0	0	0	0	0	0	0	0	0	0	0	0	0	0	0	1-10	0
02:00 AM	0	0	0	0	0	0	0	0	0	0	0	0	0	0	0	1-10	0
02:15 AM	0	0	0	0	0	0	0	0	0	0	0	0	0	0	0	1-10	0
02:30 AM	0	0	0	0	0	0	0	0	0	0	0	0	0	0	0	1-10	0
02:45 AM	0	0	0	0	0	0	0	0	0	0	0	0	0	0	0	1-10	0
03:00 AM	0	0	0	0	0	0	0	0	0	0	0	0	0	0	0	1-10	0
03:15 AM	0	0	0	0	0	0	0	0	0	0	0	0	0	0	0	1-10	0
03:30 AM	0	0	0	0	0	0	0	0	0	0	0	0	0	0	0	1-10	0
03:45 AM	0	0	0	0	0	0	0	0	0	0	0	0	0	0	0	1-10	0
04:00 AM	0	0	0	0	0	0	0	0	0	0	0	0	0	0	0	1-10	0
04:15 AM	0	0	0	0	0	0	0	0	0	0	0	0	0	0	0	1-10	0
04:30 AM	0	0	0	0	0	0	0	0	0	0	0	0	0	0	0	1-10	0
04:45 AM	0	0	0	0	0	0	0	0	0	0	0	0	0	0	0	1-10	0
05:00 AM	0	0	0	0	0	0	0	0	0	0	0	0	0	0	0	1-10	0
05:15 AM	0	1	0	0	0	0	0	0	0	0	0	0	0	0	1	11-20	1
05:30 AM	1	0	0	0	0	0	0	0	0	0	0	0	0	0	1	1-10	1
05:45 AM	0	0	0	0	0	0	0	0	0	0	0	0	0	0	0	1-10	0
<b>Day Total Percent</b>																	
<b>AM Peak 15-min Vol</b>																	
<b>PM Peak 15-min Vol</b>																	
<i>Comments:</i>																	

Type of report: Tube Count - Speed Data

**LOCATION:** NB Se 29th Ave S of SE Malcolm St **QC JOB #:** 15923818  
**SPECIFIC LOCATION:** **DIRECTION:** NB  
**CITY/STATE:** Milwaukie, OR **DATE:** Sep 20 2022

Start Time	1 15	16 20	21 25	26 30	31 35	36 40	41 45	46 50	51 55	56 60	61 65	66 70	71 75	76 999	Total	Pace Speed	Number in Pace
06:00 AM	0	0	0	0	0	0	0	0	0	0	0	0	0	0	0	1-10	0
06:15 AM	0	1	0	0	0	0	0	0	0	0	0	0	0	0	1	11-20	1
06:30 AM	0	0	0	0	0	0	0	0	0	0	0	0	0	0	0	1-10	0
06:45 AM	0	0	0	0	0	0	0	0	0	0	0	0	0	0	0	1-10	0
07:00 AM	0	0	0	0	0	0	0	0	0	0	0	0	0	0	0	1-10	0
07:15 AM	0	0	1	0	0	0	0	0	0	0	0	0	0	0	1	16-25	1
07:30 AM	1	0	0	0	0	0	0	0	0	0	0	0	0	0	1	1-10	1
07:45 AM	0	1	0	0	0	0	0	0	0	0	0	0	0	0	1	11-20	1
08:00 AM	0	0	0	0	0	0	0	0	0	0	0	0	0	0	0	1-10	0
08:15 AM	0	0	0	0	0	0	0	0	0	0	0	0	0	0	0	1-10	0
08:30 AM	0	0	0	1	0	0	0	0	0	0	0	0	0	0	1	21-30	1
08:45 AM	0	2	0	0	0	0	0	0	0	0	0	0	0	0	2	11-20	2
09:00 AM	0	0	0	0	0	0	0	0	0	0	0	0	0	0	0	1-10	0
09:15 AM	0	0	0	0	0	0	0	0	0	0	0	0	0	0	0	1-10	0
09:30 AM	1	1	0	0	0	0	0	0	0	0	0	0	0	0	2	11-20	1
09:45 AM	1	0	0	0	0	0	0	0	0	0	0	0	0	0	1	1-10	1
10:00 AM	0	0	1	0	0	0	0	0	0	0	0	0	0	0	1	16-25	1
10:15 AM	0	0	0	0	0	0	0	0	0	0	0	0	0	0	0	1-10	0
10:30 AM	0	0	1	0	0	0	0	0	0	0	0	0	0	0	1	16-25	1
10:45 AM	0	0	1	0	0	0	0	0	0	0	0	0	0	0	1	16-25	1
11:00 AM	0	1	1	0	0	0	0	0	0	0	0	0	0	0	2	16-25	2
11:15 AM	0	0	0	0	0	0	0	0	0	0	0	0	0	0	0	1-10	0
11:30 AM	1	0	1	0	0	0	0	0	0	0	0	0	0	0	2	16-25	1
11:45 AM	0	0	1	0	0	0	0	0	0	0	0	0	0	0	1	16-25	1
<b>Day Total Percent</b>																	
<b>AM Peak 15-min Vol</b>																	
<b>PM Peak 15-min Vol</b>																	
<i>Comments:</i>																	

Type of report: Tube Count - Speed Data

LOCATION: NB Se 29th Ave S of SE Malcolm St														QC JOB #: 15923818			
SPECIFIC LOCATION:														DIRECTION: NB			
CITY/STATE: Milwaukie, OR														DATE: Sep 20 2022			
Start Time	1 15	16 20	21 25	26 30	31 35	36 40	41 45	46 50	51 55	56 60	61 65	66 70	71 75	76 999	Total	Pace Speed	Number in Pace
12:00 PM	0	0	0	1	0	0	0	0	0	0	0	0	0	0	1	21-30	1
12:15 PM	0	0	0	0	0	0	0	0	0	0	0	0	0	0	0	1-10	0
12:30 PM	0	0	0	0	0	0	0	0	0	0	0	0	0	0	0	1-10	0
12:45 PM	0	0	0	0	0	0	0	0	0	0	0	0	0	0	0	1-10	0
01:00 PM	0	0	0	0	0	0	0	0	0	0	0	0	0	0	0	1-10	0
01:15 PM	0	0	0	0	0	0	0	0	0	0	0	0	0	0	0	1-10	0
01:30 PM	0	1	0	0	0	0	0	0	0	0	0	0	0	0	1	11-20	1
01:45 PM	0	0	1	0	0	0	0	0	0	0	0	0	0	0	1	16-25	1
02:00 PM	0	0	0	0	0	0	0	0	0	0	0	0	0	0	0	1-10	0
02:15 PM	1	0	0	0	0	0	0	0	0	0	0	0	0	0	1	1-10	1
02:30 PM	2	0	1	0	0	0	0	0	0	0	0	0	0	0	3	1-10	1
02:45 PM	0	1	0	0	0	0	0	0	0	0	0	0	0	0	1	11-20	1
03:00 PM	0	0	1	0	0	0	0	0	0	0	0	0	0	0	1	16-25	1
03:15 PM	1	0	1	0	0	0	0	0	0	0	0	0	0	0	2	16-25	1
03:30 PM	0	1	1	1	0	0	0	0	0	0	0	0	0	0	3	16-25	2
03:45 PM	0	0	2	0	0	0	0	0	0	0	0	0	0	0	2	16-25	2
04:00 PM	0	0	0	0	0	0	0	0	0	0	0	0	0	0	0	1-10	0
04:15 PM	0	0	1	0	0	0	0	0	0	0	0	0	0	0	1	16-25	1
04:30 PM	0	0	0	0	0	0	0	0	0	0	0	0	0	0	0	1-10	0
04:45 PM	0	0	0	0	0	0	0	0	0	0	0	0	0	0	0	1-10	0
05:00 PM	0	0	0	0	0	0	0	0	0	0	0	0	0	0	0	1-10	0
05:15 PM	0	2	1	0	0	0	0	0	0	0	0	0	0	0	3	16-25	3
05:30 PM	0	0	0	0	0	0	0	0	0	0	0	0	0	0	0	1-10	0
05:45 PM	0	0	0	0	0	0	0	0	0	0	0	0	0	0	0	1-10	0
<b>Day Total</b>																	
<b>Percent</b>																	
<b>AM Peak</b>																	
<b>15-min Vol</b>																	
<b>PM Peak</b>																	
<b>15-min Vol</b>																	
<i>Comments:</i>																	

Type of report: Tube Count - Speed Data

LOCATION: NB Se 29th Ave S of SE Malcolm St														QC JOB #: 15923818			
SPECIFIC LOCATION:														DIRECTION: NB			
CITY/STATE: Milwaukie, OR														DATE: Sep 20 2022			
Start Time	1 15	16 20	21 25	26 30	31 35	36 40	41 45	46 50	51 55	56 60	61 65	66 70	71 75	76 999	Total	Pace Speed	Number in Pace
06:00 PM	1	0	0	0	0	0	0	0	0	0	0	0	0	0	1	1-10	1
06:15 PM	2	0	0	0	0	0	0	0	0	0	0	0	0	0	2	1-10	1
06:30 PM	1	0	1	0	0	0	0	0	0	0	0	0	0	0	2	16-25	1
06:45 PM	0	0	1	1	0	0	0	0	0	0	0	0	0	0	2	21-30	2
07:00 PM	0	0	1	0	0	0	0	0	0	0	0	0	0	0	1	16-25	1
07:15 PM	0	0	0	0	0	0	0	0	0	0	0	0	0	0	0	1-10	0
07:30 PM	0	1	0	0	0	0	0	0	0	0	0	0	0	0	1	11-20	1
07:45 PM	0	0	0	0	0	0	0	0	0	0	0	0	0	0	0	1-10	0
08:00 PM	0	0	0	0	0	0	0	0	0	0	0	0	0	0	0	1-10	0
08:15 PM	0	0	0	0	0	0	0	0	0	0	0	0	0	0	0	1-10	0
08:30 PM	1	1	0	0	0	0	0	0	0	0	0	0	0	0	2	11-20	1
08:45 PM	0	0	1	0	0	0	0	0	0	0	0	0	0	0	1	16-25	1
09:00 PM	0	0	0	0	0	0	0	0	0	0	0	0	0	0	0	1-10	0
09:15 PM	0	0	0	0	0	0	0	0	0	0	0	0	0	0	0	1-10	0
09:30 PM	0	0	0	0	0	0	0	0	0	0	0	0	0	0	0	1-10	0
09:45 PM	0	0	0	0	0	0	0	0	0	0	0	0	0	0	0	1-10	0
10:00 PM	0	0	0	0	0	0	0	0	0	0	0	0	0	0	0	1-10	0
10:15 PM	0	0	0	0	0	0	0	0	0	0	0	0	0	0	0	1-10	0
10:30 PM	0	0	0	0	0	0	0	0	0	0	0	0	0	0	0	1-10	0
10:45 PM	0	0	0	0	0	0	0	0	0	0	0	0	0	0	0	1-10	0
11:00 PM	0	0	0	0	0	0	0	0	0	0	0	0	0	0	0	1-10	0
11:15 PM	0	0	0	0	0	0	0	0	0	0	0	0	0	0	0	1-10	0
11:30 PM	0	0	0	0	0	0	0	0	0	0	0	0	0	0	0	1-10	0
11:45 PM	0	0	0	0	0	0	0	0	0	0	0	0	0	0	0	1-10	0
<b>Day Total</b>	14	14	21	4	0	0	0	0	0	0	0	0	0	0	53	16-25	35
<b>Percent</b>	26.4%	26.4%	39.6%	7.5%	0%	0%	0%	0%	0%	0%	0%	0%	0%	0%			
<b>AM Peak 15-min Vol</b>	5:30 AM 1	8:45 AM 2	1:15 AM 1	8:30 AM 1	12:00 AM 0	12:00 AM 0	12:00 AM 0	12:00 AM 0	12:00 AM 0	12:00 AM 0	12:00 AM 0	12:00 AM 0	12:00 AM 0	12:00 AM 0	8:45 AM 2		
<b>PM Peak 15-min Vol</b>	2:30 PM 2	5:15 PM 2	3:45 PM 2	12:00 PM 1	12:00 PM 0	12:00 PM 0	12:00 PM 0	12:00 PM 0	12:00 PM 0	12:00 PM 0	12:00 PM 0	12:00 PM 0	12:00 PM 0	12:00 PM 0	2:30 PM 3		
<i>Comments:</i>																	



Type of report: Tube Count - Speed Data

**SUMMARY - Tube Count - Speed Data**

<b>LOCATION:</b> NB Se 29th Ave S of SE Malcolm St														<b>QC JOB #:</b> 15923818			
<b>SPECIFIC LOCATION:</b>														<b>DIRECTION:</b> NB			
<b>CITY/STATE:</b> Milwaukie, OR														<b>DATE:</b> Sep 20 2022			
Speed Range	1 15	16 20	21 25	26 30	31 35	36 40	41 45	46 50	51 55	56 60	61 65	66 70	71 75	76 999	Total	Pace Speed	Number in Pace
<b>Grand Total</b>	14	14	21	4	0	0	0	0	0	0	0	0	0	0	53	16-25	35
<b>Percent</b>	26.4%	26.4%	39.6%	7.5%	0%	0%	0%	0%	0%	0%	0%	0%	0%	0%			
<b>Cumulative Percent</b>	26.4%	52.8%	92.5%	100%	100%	100%	100%	100%	100%	100%	100%	100%	100%	100%			
<b>ADT</b> 53															<b>85th Percentile:</b> 24 MPH <b>Mean Speed(Average):</b> 19 MPH <b>Median:</b> 19 MPH <b>Mode:</b> 23 MPH		
<i>Comments:</i>																	

Report generated on 10/10/2022 3:09 PM

SOURCE: Quality Counts, LLC (<http://www.qualitycounts.net>)



Type of report: Tube Count - Speed Data

LOCATION: EB SE Malcolm St W of SE 29th Ave														QC JOB #: 15923819			
SPECIFIC LOCATION:														DIRECTION: EB			
CITY/STATE: Milwaukie, OR														DATE: Sep 20 2022			
Start Time	1 15	16 20	21 25	26 30	31 35	36 40	41 45	46 50	51 55	56 60	61 65	66 70	71 75	76 999	Total	Pace Speed	Number in Pace
12:00 AM	0	0	0	0	0	0	0	0	0	0	0	0	0	0	0	1-10	0
12:15 AM	0	0	0	0	0	0	0	0	0	0	0	0	0	0	0	1-10	0
12:30 AM	0	0	0	0	0	0	0	0	0	0	0	0	0	0	0	1-10	0
12:45 AM	0	0	0	0	0	0	0	0	0	0	0	0	0	0	0	1-10	0
01:00 AM	0	0	0	0	0	0	0	0	0	0	0	0	0	0	0	1-10	0
01:15 AM	0	0	0	0	0	0	0	0	0	0	0	0	0	0	0	1-10	0
01:30 AM	0	0	0	0	0	0	0	0	0	0	0	0	0	0	0	1-10	0
01:45 AM	0	0	0	0	0	0	0	0	0	0	0	0	0	0	0	1-10	0
02:00 AM	0	0	0	0	0	0	0	0	0	0	0	0	0	0	0	1-10	0
02:15 AM	0	0	0	0	0	0	0	0	0	0	0	0	0	0	0	1-10	0
02:30 AM	0	0	0	0	0	0	0	0	0	0	0	0	0	0	0	1-10	0
02:45 AM	0	0	0	0	0	0	0	0	0	0	0	0	0	0	0	1-10	0
03:00 AM	0	0	0	0	0	0	0	0	0	0	0	0	0	0	0	1-10	0
03:15 AM	0	0	0	0	0	0	0	0	0	0	0	0	0	0	0	1-10	0
03:30 AM	0	0	0	0	0	0	0	0	0	0	0	0	0	0	0	1-10	0
03:45 AM	0	0	0	0	0	0	0	0	0	0	0	0	0	0	0	1-10	0
04:00 AM	0	0	0	0	0	0	0	0	0	0	0	0	0	0	0	1-10	0
04:15 AM	0	0	0	0	0	0	0	0	0	0	0	0	0	0	0	1-10	0
04:30 AM	0	0	0	0	0	0	0	0	0	0	0	0	0	0	0	1-10	0
04:45 AM	1	0	0	0	0	0	0	0	0	0	0	0	0	0	1	1-10	1
05:00 AM	0	1	0	0	0	0	0	0	0	0	0	0	0	0	1	11-20	1
05:15 AM	0	0	0	0	0	0	0	0	0	0	0	0	0	0	0	1-10	0
05:30 AM	0	0	0	0	0	0	0	0	0	0	0	0	0	0	0	1-10	0
05:45 AM	0	0	0	0	0	0	0	0	0	0	0	0	0	0	0	1-10	0
<b>Day Total Percent</b>																	
<b>AM Peak 15-min Vol</b>																	
<b>PM Peak 15-min Vol</b>																	
<i>Comments:</i>																	

Type of report: Tube Count - Speed Data

LOCATION: EB SE Malcolm St W of SE 29th Ave														QC JOB #: 15923819			
SPECIFIC LOCATION:														DIRECTION: EB			
CITY/STATE: Milwaukie, OR														DATE: Sep 20 2022			
Start Time	1 15	16 20	21 25	26 30	31 35	36 40	41 45	46 50	51 55	56 60	61 65	66 70	71 75	76 999	Total	Pace Speed	Number in Pace
06:00 AM	0	0	0	0	0	0	0	0	0	0	0	0	0	0	0	1-10	0
06:15 AM	0	0	0	0	0	0	0	0	0	0	0	0	0	0	0	1-10	0
06:30 AM	0	0	0	0	0	0	0	0	0	0	0	0	0	0	0	1-10	0
06:45 AM	2	1	0	0	0	0	0	0	0	0	0	0	0	0	3	11-20	2
07:00 AM	2	0	0	0	0	0	0	0	0	0	0	0	0	0	2	1-10	1
07:15 AM	1	0	0	0	0	0	0	0	0	0	0	0	0	0	1	1-10	1
07:30 AM	2	0	0	0	0	0	0	0	0	0	0	0	0	0	2	1-10	1
07:45 AM	2	0	0	0	0	0	0	0	0	0	0	0	0	0	2	1-10	1
08:00 AM	0	0	0	0	0	0	0	0	0	0	0	0	0	0	0	1-10	0
08:15 AM	0	0	0	0	0	0	0	0	0	0	0	0	0	0	0	1-10	0
08:30 AM	0	0	0	0	0	0	0	0	0	0	0	0	0	0	0	1-10	0
08:45 AM	2	0	0	0	0	0	0	0	0	0	0	0	0	0	2	1-10	1
09:00 AM	0	0	1	0	0	0	0	0	0	0	0	0	0	0	1	16-25	1
09:15 AM	0	0	0	0	0	0	0	0	0	0	0	0	0	0	0	1-10	0
09:30 AM	1	0	0	0	0	0	0	0	0	0	0	0	0	0	1	1-10	1
09:45 AM	0	0	1	0	0	0	0	0	0	0	0	0	0	0	1	16-25	1
10:00 AM	1	0	0	0	0	0	0	0	0	0	0	0	0	0	1	1-10	1
10:15 AM	0	0	0	0	0	0	0	0	0	0	0	0	0	0	0	1-10	0
10:30 AM	0	1	0	0	0	0	0	0	0	0	0	0	0	0	1	11-20	1
10:45 AM	0	0	0	0	0	0	0	0	0	0	0	0	0	0	0	1-10	0
11:00 AM	1	0	0	0	0	0	0	0	0	0	0	0	0	0	1	1-10	1
11:15 AM	0	0	0	0	0	0	0	0	0	0	0	0	0	0	0	1-10	0
11:30 AM	0	0	0	0	0	0	0	0	0	0	0	0	0	0	0	1-10	0
11:45 AM	0	0	0	0	0	0	0	0	0	0	0	0	0	0	0	1-10	0
<b>Day Total</b>																	
<b>Percent</b>																	
<b>AM Peak</b>																	
<b>15-min Vol</b>																	
<b>PM Peak</b>																	
<b>15-min Vol</b>																	
<i>Comments:</i>																	

Type of report: Tube Count - Speed Data

LOCATION: EB SE Malcolm St W of SE 29th Ave															QC JOB #: 15923819		
SPECIFIC LOCATION:															DIRECTION: EB		
CITY/STATE: Milwaukie, OR															DATE: Sep 20 2022		
Start Time	1 15	16 20	21 25	26 30	31 35	36 40	41 45	46 50	51 55	56 60	61 65	66 70	71 75	76 999	Total	Pace Speed	Number in Pace
12:00 PM	0	0	0	0	0	0	0	0	0	0	0	0	0	0	0	1-10	0
12:15 PM	1	0	0	0	0	0	0	0	0	0	0	0	0	0	1	1-10	1
12:30 PM	1	0	1	0	0	0	0	0	0	0	0	0	0	0	2	16-25	1
12:45 PM	1	0	1	0	0	0	0	0	0	0	0	0	0	0	2	16-25	1
01:00 PM	1	0	0	0	0	0	0	0	0	0	0	0	0	0	1	1-10	1
01:15 PM	1	0	0	0	0	0	0	0	0	0	0	0	0	0	1	1-10	1
01:30 PM	0	0	1	0	0	0	0	0	0	0	0	0	0	0	1	16-25	1
01:45 PM	0	0	0	0	0	0	0	0	0	0	0	0	0	0	0	1-10	0
02:00 PM	2	0	0	0	0	0	0	0	0	0	0	0	0	0	2	1-10	1
02:15 PM	1	0	0	0	0	0	0	0	0	0	0	0	0	0	1	1-10	1
02:30 PM	0	0	0	0	0	0	0	0	0	0	0	0	0	0	0	1-10	0
02:45 PM	2	0	0	0	0	0	0	0	0	0	0	0	0	0	2	1-10	1
03:00 PM	1	1	0	0	0	0	0	0	0	0	0	0	0	0	2	11-20	1
03:15 PM	0	0	0	0	0	0	0	0	0	0	0	0	0	0	0	1-10	0
03:30 PM	0	0	0	0	0	0	0	0	0	0	0	0	0	0	0	1-10	0
03:45 PM	1	0	0	0	0	0	0	0	0	0	0	0	0	0	1	1-10	1
04:00 PM	1	0	0	0	0	0	0	0	0	0	0	0	0	0	1	1-10	1
04:15 PM	1	2	0	0	0	0	0	0	0	0	0	0	0	0	3	11-20	2
04:30 PM	0	0	0	0	0	0	0	0	0	0	0	0	0	0	0	1-10	0
04:45 PM	0	0	0	0	0	0	0	0	0	0	0	0	0	0	0	1-10	0
05:00 PM	1	1	0	0	0	0	0	0	0	0	0	0	0	0	2	11-20	1
05:15 PM	0	0	0	0	0	0	0	0	0	0	0	0	0	0	0	1-10	0
05:30 PM	1	1	0	0	0	0	0	0	0	0	0	0	0	0	2	11-20	1
05:45 PM	1	0	0	0	0	0	0	0	0	0	0	0	0	0	1	1-10	1
<b>Day Total</b>																	
<b>Percent</b>																	
<b>AM Peak</b>																	
<b>15-min Vol</b>																	
<b>PM Peak</b>																	
<b>15-min Vol</b>																	
<i>Comments:</i>																	

Type of report: Tube Count - Speed Data

LOCATION: EB SE Malcolm St W of SE 29th Ave														QC JOB #: 15923819			
SPECIFIC LOCATION:														DIRECTION: EB			
CITY/STATE: Milwaukie, OR														DATE: Sep 20 2022			
Start Time	15	20	25	30	35	40	45	50	55	60	65	70	75	999	Total	Pace Speed	Number in Pace
06:00 PM	0	0	0	0	0	0	0	0	0	0	0	0	0	0	0	1-10	0
06:15 PM	1	1	0	0	0	0	0	0	0	0	0	0	0	0	2	11-20	1
06:30 PM	1	0	0	0	0	0	0	0	0	0	0	0	0	0	1	1-10	1
06:45 PM	1	0	0	0	0	0	0	0	0	0	0	0	0	0	1	1-10	1
07:00 PM	1	0	0	0	0	0	0	0	0	0	0	0	0	0	1	1-10	1
07:15 PM	0	0	0	0	0	0	0	0	0	0	0	0	0	0	0	1-10	0
07:30 PM	0	0	0	0	0	0	0	0	0	0	0	0	0	0	0	1-10	0
07:45 PM	0	0	0	0	0	0	0	0	0	0	0	0	0	0	0	1-10	0
08:00 PM	0	0	0	0	0	0	0	0	0	0	0	0	0	0	0	1-10	0
08:15 PM	0	0	0	0	0	0	0	0	0	0	0	0	0	0	0	1-10	0
08:30 PM	0	0	0	0	0	0	0	0	0	0	0	0	0	0	0	1-10	0
08:45 PM	0	0	0	0	0	0	0	0	0	0	0	0	0	0	0	1-10	0
09:00 PM	0	0	0	0	0	0	0	0	0	0	0	0	0	0	0	1-10	0
09:15 PM	1	0	0	0	0	0	0	0	0	0	0	0	0	0	1	1-10	1
09:30 PM	1	0	0	0	0	0	0	0	0	0	0	0	0	0	1	1-10	1
09:45 PM	0	0	0	0	0	0	0	0	0	0	0	0	0	0	0	1-10	0
10:00 PM	0	1	0	0	0	0	0	0	0	0	0	0	0	0	1	11-20	1
10:15 PM	0	0	0	0	0	0	0	0	0	0	0	0	0	0	0	1-10	0
10:30 PM	0	0	0	0	0	0	0	0	0	0	0	0	0	0	0	1-10	0
10:45 PM	0	0	0	0	0	0	0	0	0	0	0	0	0	0	0	1-10	0
11:00 PM	0	0	0	0	0	0	0	0	0	0	0	0	0	0	0	1-10	0
11:15 PM	0	0	0	0	0	0	0	0	0	0	0	0	0	0	0	1-10	0
11:30 PM	0	0	0	0	0	0	0	0	0	0	0	0	0	0	0	1-10	0
11:45 PM	0	0	0	0	0	0	0	0	0	0	0	0	0	0	0	1-10	0
<b>Day Total</b>	38	10	5	0	0	0	0	0	0	0	0	0	0	0	53	1-10	25
<b>Percent</b>	71.7%	18.9%	9.4%	0%	0%	0%	0%	0%	0%	0%	0%	0%	0%	0%			
<b>AM Peak 15-min Vol</b>	6:45 AM	5:00 AM	9:00 AM	12:00 AM	12:00 AM	12:00 AM	12:00 AM	12:00 AM	12:00 AM	12:00 AM	12:00 AM	12:00 AM	12:00 AM	12:00 AM	6:45 AM		
	2	1	1	0	0	0	0	0	0	0	0	0	0	0	3		
<b>PM Peak 15-min Vol</b>	2:00 PM	4:15 PM	12:30 PM	12:00 PM	12:00 PM	12:00 PM	12:00 PM	12:00 PM	12:00 PM	12:00 PM	12:00 PM	12:00 PM	12:00 PM	12:00 PM	4:15 PM		
	2	2	1	0	0	0	0	0	0	0	0	0	0	0	3		
<i>Comments:</i>																	

Report generated on 10/10/2022 3:09 PM

SOURCE: Quality Counts, LLC (<http://www.qualitycounts.net>)

<b>LOCATION:</b> EB SE Malcolm St W of SE 29th Ave														<b>QC JOB #:</b> 15923819			
<b>SPECIFIC LOCATION:</b>														<b>DIRECTION:</b> EB			
<b>CITY/STATE:</b> Milwaukie, OR														<b>DATE:</b> Sep 20 2022			
Speed Range	1 15	16 20	21 25	26 30	31 35	36 40	41 45	46 50	51 55	56 60	61 65	66 70	71 75	76 999	Total	Pace Speed	Number in Pace
<b>Grand Total</b>	38	10	5	0	0	0	0	0	0	0	0	0	0	0	53	1-10	25
<b>Percent</b>	71.7%	18.9%	9.4%	0%	0%	0%	0%	0%	0%	0%	0%	0%	0%	0%			
<b>Cumulative Percent</b>	71.7%	90.6%	100%	100%	100%	100%	100%	100%	100%	100%	100%	100%	100%	100%			
<b>ADT</b> 53															<b>85th Percentile:</b> 18 MPH <b>Mean Speed(Average):</b> 10 MPH <b>Median:</b> 10 MPH <b>Mode:</b> 8 MPH		
<i>Comments:</i>																	



Type of report: Tube Count - Speed Data

**LOCATION:** SB SE 29th Ave N of SE Malcolm St **QC JOB #:** 15923820  
**SPECIFIC LOCATION:** **DIRECTION:** SB  
**CITY/STATE:** Milwaukie, OR **DATE:** Sep 20 2022

Start Time	1 15	16 20	21 25	26 30	31 35	36 40	41 45	46 50	51 55	56 60	61 65	66 70	71 75	76 999	Total	Pace Speed	Number in Pace
12:00 AM	0	0	0	0	0	0	0	0	0	0	0	0	0	0	0	1-10	0
12:15 AM	0	0	0	0	0	0	0	0	0	0	0	0	0	0	0	1-10	0
12:30 AM	0	0	0	0	0	0	0	0	0	0	0	0	0	0	0	1-10	0
12:45 AM	0	0	0	0	0	0	0	0	0	0	0	0	0	0	0	1-10	0
01:00 AM	0	0	0	0	0	0	0	0	0	0	0	0	0	0	0	1-10	0
01:15 AM	0	0	0	0	0	0	0	0	0	0	0	0	0	0	0	1-10	0
01:30 AM	0	0	0	0	0	0	0	0	0	0	0	0	0	0	0	1-10	0
01:45 AM	0	0	0	0	0	0	0	0	0	0	0	0	0	0	0	1-10	0
02:00 AM	0	0	0	0	0	0	0	0	0	0	0	0	0	0	0	1-10	0
02:15 AM	0	0	0	0	0	0	0	0	0	0	0	0	0	0	0	1-10	0
02:30 AM	0	0	0	0	0	0	0	0	0	0	0	0	0	0	0	1-10	0
02:45 AM	0	0	0	0	0	0	0	0	0	0	0	0	0	0	0	1-10	0
03:00 AM	0	0	0	0	0	0	0	0	0	0	0	0	0	0	0	1-10	0
03:15 AM	0	0	0	0	0	0	0	0	0	0	0	0	0	0	0	1-10	0
03:30 AM	0	0	0	0	0	0	0	0	0	0	0	0	0	0	0	1-10	0
03:45 AM	0	0	0	0	0	0	0	0	0	0	0	0	0	0	0	1-10	0
04:00 AM	0	0	0	0	0	0	0	0	0	0	0	0	0	0	0	1-10	0
04:15 AM	0	0	0	0	0	0	0	0	0	0	0	0	0	0	0	1-10	0
04:30 AM	1	0	0	0	0	0	0	0	0	0	0	0	0	0	1	1-10	1
04:45 AM	0	0	0	0	0	0	0	0	0	0	0	0	0	0	0	1-10	0
05:00 AM	0	0	0	0	0	0	0	0	0	0	0	0	0	0	0	1-10	0
05:15 AM	0	0	0	0	0	0	0	0	0	0	0	0	0	0	0	1-10	0
05:30 AM	0	0	0	0	0	0	0	0	0	0	0	0	0	0	0	1-10	0
05:45 AM	0	0	0	0	0	0	0	0	0	0	0	0	0	0	0	1-10	0
<b>Day Total Percent</b>																	
<b>AM Peak 15-min Vol</b>																	
<b>PM Peak 15-min Vol</b>																	
<i>Comments:</i>																	

Type of report: Tube Count - Speed Data

**LOCATION:** SB SE 29th Ave N of SE Malcolm St **QC JOB #:** 15923820  
**SPECIFIC LOCATION:** **DIRECTION:** SB  
**CITY/STATE:** Milwaukie, OR **DATE:** Sep 20 2022

Start Time	1 15	16 20	21 25	26 30	31 35	36 40	41 45	46 50	51 55	56 60	61 65	66 70	71 75	76 999	Total	Pace Speed	Number in Pace
06:00 AM	0	0	0	0	0	0	0	0	0	0	0	0	0	0	0	1-10	0
06:15 AM	0	0	0	0	0	0	0	0	0	0	0	0	0	0	0	1-10	0
06:30 AM	0	0	0	0	0	0	0	0	0	0	0	0	0	0	0	1-10	0
06:45 AM	0	0	0	0	0	0	0	0	0	0	0	0	0	0	0	1-10	0
07:00 AM	0	0	0	0	0	0	0	0	0	0	0	0	0	0	0	1-10	0
07:15 AM	0	0	0	0	0	0	0	0	0	0	0	0	0	0	0	1-10	0
07:30 AM	2	2	0	0	0	0	0	0	0	0	0	0	0	0	4	11-20	3
07:45 AM	0	0	0	0	0	0	0	0	0	0	0	0	0	0	0	1-10	0
08:00 AM	0	0	0	0	0	0	0	0	0	0	0	0	0	0	0	1-10	0
08:15 AM	0	1	0	0	0	0	0	0	0	0	0	0	0	0	1	11-20	1
08:30 AM	0	0	0	0	0	0	0	0	0	0	0	0	0	0	0	1-10	0
08:45 AM	1	0	0	0	0	0	0	0	0	0	0	0	0	0	1	1-10	1
09:00 AM	0	1	0	0	0	0	0	0	0	0	0	0	0	0	1	11-20	1
09:15 AM	0	0	0	0	0	0	0	0	0	0	0	0	0	0	0	1-10	0
09:30 AM	0	0	0	0	0	0	0	0	0	0	0	0	0	0	0	1-10	0
09:45 AM	0	0	0	0	0	0	0	0	0	0	0	0	0	0	0	1-10	0
10:00 AM	0	0	0	0	0	0	0	0	0	0	0	0	0	0	0	1-10	0
10:15 AM	0	0	0	0	0	0	0	0	0	0	0	0	0	0	0	1-10	0
10:30 AM	0	0	0	0	0	0	0	0	0	0	0	0	0	0	0	1-10	0
10:45 AM	0	0	0	1	0	0	0	0	0	0	0	0	0	0	1	21-30	1
11:00 AM	0	0	1	0	0	0	0	0	0	0	0	0	0	0	1	16-25	1
11:15 AM	1	0	0	0	0	0	0	0	0	0	0	0	0	0	1	1-10	1
11:30 AM	0	0	0	0	0	0	0	0	0	0	0	0	0	0	0	1-10	0
11:45 AM	0	1	0	0	0	0	0	0	0	0	0	0	0	0	1	11-20	1
<b>Day Total Percent</b>																	
<b>AM Peak 15-min Vol</b>																	
<b>PM Peak 15-min Vol</b>																	
<i>Comments:</i>																	



Type of report: Tube Count - Speed Data

**LOCATION:** SB SE 29th Ave N of SE Malcolm St **QC JOB #:** 15923820  
**SPECIFIC LOCATION:** **DIRECTION:** SB  
**CITY/STATE:** Milwaukie, OR **DATE:** Sep 20 2022

Start Time	1 15	16 20	21 25	26 30	31 35	36 40	41 45	46 50	51 55	56 60	61 65	66 70	71 75	76 999	Total	Pace Speed	Number in Pace
12:00 PM	1	0	0	0	0	0	0	0	0	0	0	0	0	0	1	1-10	1
12:15 PM	0	0	0	0	0	0	0	0	0	0	0	0	0	0	0	1-10	0
12:30 PM	1	0	0	0	0	0	0	0	0	0	0	0	0	0	1	1-10	1
12:45 PM	0	1	0	0	0	0	0	0	0	0	0	0	0	0	1	11-20	1
01:00 PM	0	0	0	0	0	0	0	0	0	0	0	0	0	0	0	1-10	0
01:15 PM	0	0	0	0	0	0	0	0	0	0	0	0	0	0	0	1-10	0
01:30 PM	0	1	0	0	0	0	0	0	0	0	0	0	0	0	1	11-20	1
01:45 PM	0	0	1	0	0	0	0	0	0	0	0	0	0	0	1	16-25	1
02:00 PM	2	1	0	0	0	0	0	0	0	0	0	0	0	0	3	11-20	2
02:15 PM	0	0	0	0	0	0	0	0	0	0	0	0	0	0	0	1-10	0
02:30 PM	0	1	0	0	0	0	0	0	0	0	0	0	0	0	1	11-20	1
02:45 PM	0	0	1	0	0	0	0	0	0	0	0	0	0	0	1	16-25	1
03:00 PM	0	0	1	0	0	0	0	0	0	0	0	0	0	0	1	16-25	1
03:15 PM	2	1	0	0	0	0	0	0	0	0	0	0	0	0	3	11-20	2
03:30 PM	0	2	1	0	0	0	0	0	0	0	0	0	0	0	3	16-25	3
03:45 PM	1	0	0	0	0	0	0	0	0	0	0	0	0	0	1	1-10	1
04:00 PM	0	0	0	0	0	0	0	0	0	0	0	0	0	0	0	1-10	0
04:15 PM	0	0	0	0	0	0	0	0	0	0	0	0	0	0	0	1-10	0
04:30 PM	0	0	1	0	0	0	0	0	0	0	0	0	0	0	1	16-25	1
04:45 PM	0	0	0	0	0	0	0	0	0	0	0	0	0	0	0	1-10	0
05:00 PM	4	0	0	0	0	0	0	0	0	0	0	0	0	0	4	1-10	3
05:15 PM	1	1	0	0	0	0	0	0	0	0	0	0	0	0	2	11-20	1
05:30 PM	0	1	0	0	0	0	0	0	0	0	0	0	0	0	1	11-20	1
05:45 PM	0	0	0	0	0	0	0	0	0	0	0	0	0	0	0	1-10	0
<b>Day Total Percent</b>																	
<b>AM Peak 15-min Vol</b>																	
<b>PM Peak 15-min Vol</b>																	
<i>Comments:</i>																	

Type of report: Tube Count - Speed Data

LOCATION: SB SE 29th Ave N of SE Malcolm St														QC JOB #: 15923820																
SPECIFIC LOCATION:														DIRECTION: SB																
CITY/STATE: Milwaukie, OR														DATE: Sep 20 2022																
Start Time	15	16	20	21	25	26	30	31	35	36	40	41	45	46	50	51	55	56	60	61	65	66	70	71	75	76	999	Total	Pace Speed	Number in Pace
06:00 PM	0	0	0	0	0	0	0	0	0	0	0	0	0	0	0	0	0	0	0	0	0	0	0	0	0	0	0	0	1-10	0
06:15 PM	0	1	0	1	0	0	0	0	0	0	0	0	0	0	0	0	0	0	0	0	0	0	0	0	0	0	2	11-20	1	
06:30 PM	0	0	0	0	0	0	0	0	0	0	0	0	0	0	0	0	0	0	0	0	0	0	0	0	0	0	0	1-10	0	
06:45 PM	1	0	0	0	0	0	0	0	0	0	0	0	0	0	0	0	0	0	0	0	0	0	0	0	0	1	1-10	1		
07:00 PM	0	0	0	0	0	0	0	0	0	0	0	0	0	0	0	0	0	0	0	0	0	0	0	0	0	0	0	1-10	0	
07:15 PM	2	0	1	0	0	0	0	0	0	0	0	0	0	0	0	0	0	0	0	0	0	0	0	0	0	3	1-10	1		
07:30 PM	0	0	0	0	0	0	0	0	0	0	0	0	0	0	0	0	0	0	0	0	0	0	0	0	0	0	0	1-10	0	
07:45 PM	0	0	0	0	0	0	0	0	0	0	0	0	0	0	0	0	0	0	0	0	0	0	0	0	0	0	0	1-10	0	
08:00 PM	0	0	0	0	0	0	0	0	0	0	0	0	0	0	0	0	0	0	0	0	0	0	0	0	0	0	0	1-10	0	
08:15 PM	0	0	0	0	0	0	0	0	0	0	0	0	0	0	0	0	0	0	0	0	0	0	0	0	0	0	0	1-10	0	
08:30 PM	0	0	0	0	0	0	0	0	0	0	0	0	0	0	0	0	0	0	0	0	0	0	0	0	0	0	0	1-10	0	
08:45 PM	0	0	0	0	0	0	0	0	0	0	0	0	0	0	0	0	0	0	0	0	0	0	0	0	0	0	0	1-10	0	
09:00 PM	0	0	0	0	0	0	0	0	0	0	0	0	0	0	0	0	0	0	0	0	0	0	0	0	0	0	0	1-10	0	
09:15 PM	0	0	0	0	0	0	0	0	0	0	0	0	0	0	0	0	0	0	0	0	0	0	0	0	0	0	0	1-10	0	
09:30 PM	0	0	0	0	0	0	0	0	0	0	0	0	0	0	0	0	0	0	0	0	0	0	0	0	0	0	0	1-10	0	
09:45 PM	1	0	0	0	0	0	0	0	0	0	0	0	0	0	0	0	0	0	0	0	0	0	0	0	0	1	1-10	1		
10:00 PM	1	0	0	0	0	0	0	0	0	0	0	0	0	0	0	0	0	0	0	0	0	0	0	0	0	1	1-10	1		
10:15 PM	0	0	0	0	0	0	0	0	0	0	0	0	0	0	0	0	0	0	0	0	0	0	0	0	0	0	0	1-10	0	
10:30 PM	0	0	0	0	0	0	0	0	0	0	0	0	0	0	0	0	0	0	0	0	0	0	0	0	0	0	0	1-10	0	
10:45 PM	0	1	0	0	0	0	0	0	0	0	0	0	0	0	0	0	0	0	0	0	0	0	0	0	0	1	11-20	1		
11:00 PM	0	0	0	0	0	0	0	0	0	0	0	0	0	0	0	0	0	0	0	0	0	0	0	0	0	0	0	1-10	0	
11:15 PM	0	0	0	0	0	0	0	0	0	0	0	0	0	0	0	0	0	0	0	0	0	0	0	0	0	0	0	1-10	0	
11:30 PM	0	0	0	0	0	0	0	0	0	0	0	0	0	0	0	0	0	0	0	0	0	0	0	0	0	0	0	1-10	0	
11:45 PM	0	0	0	0	0	0	0	0	0	0	0	0	0	0	0	0	0	0	0	0	0	0	0	0	0	0	0	1-10	0	
<b>Day Total</b>	22	16	7	2	0	0	0	0	0	0	0	0	0	0	0	0	0	0	0	0	0	0	0	0	0	47	11-20	23		
<b>Percent</b>	46.8%	34%	14.9%	4.3%	0%	0%	0%	0%	0%	0%	0%	0%	0%	0%	0%	0%	0%	0%	0%	0%	0%	0%	0%	0%	0%	0%	0%	0%	0%	
<b>AM Peak 15-min Vol</b>	7:30 AM	7:30 AM	11:00 AM	10:45 AM	12:00 AM	12:00 AM	12:00 AM	12:00 AM	12:00 AM	12:00 AM	12:00 AM	12:00 AM	12:00 AM	12:00 AM	12:00 AM	12:00 AM	12:00 AM	12:00 AM	12:00 AM	12:00 AM	12:00 AM	12:00 AM	12:00 AM	12:00 AM	12:00 AM	12:00 AM	7:30 AM			
	2	2	1	1	0	0	0	0	0	0	0	0	0	0	0	0	0	0	0	0	0	0	0	0	0	4				
<b>PM Peak 15-min Vol</b>	5:00 PM	3:30 PM	1:45 PM	6:15 PM	12:00 PM	12:00 PM	12:00 PM	12:00 PM	12:00 PM	12:00 PM	12:00 PM	12:00 PM	12:00 PM	12:00 PM	12:00 PM	12:00 PM	12:00 PM	12:00 PM	12:00 PM	12:00 PM	12:00 PM	12:00 PM	12:00 PM	12:00 PM	12:00 PM	12:00 PM	5:00 PM			
	4	2	1	1	0	0	0	0	0	0	0	0	0	0	0	0	0	0	0	0	0	0	0	0	0	4				
<i>Comments:</i>																														

Type of report: Tube Count - Speed Data

**SUMMARY - Tube Count - Speed Data**

<b>LOCATION:</b> SB SE 29th Ave N of SE Malcolm St														<b>QC JOB #:</b> 15923820			
<b>SPECIFIC LOCATION:</b>														<b>DIRECTION:</b> SB			
<b>CITY/STATE:</b> Milwaukie, OR														<b>DATE:</b> Sep 20 2022			
Speed Range	1 15	16 20	21 25	26 30	31 35	36 40	41 45	46 50	51 55	56 60	61 65	66 70	71 75	76 999	Total	Pace Speed	Number in Pace
<b>Grand Total</b>	22	16	7	2	0	0	0	0	0	0	0	0	0	0	47	11-20	23
<b>Percent</b>	46.8%	34%	14.9%	4.3%	0%	0%	0%	0%	0%	0%	0%	0%	0%	0%			
<b>Cumulative Percent</b>	46.8%	80.9%	95.7%	100%	100%	100%	100%	100%	100%	100%	100%	100%	100%	100%			
<b>ADT</b> 47															<b>85th Percentile:</b> 21 MPH <b>Mean Speed(Average):</b> 15 MPH <b>Median:</b> 15 MPH <b>Mode:</b> 8 MPH		
<i>Comments:</i>																	

Report generated on 10/10/2022 3:09 PM

SOURCE: Quality Counts, LLC (<http://www.qualitycounts.net>)



Type of report: Tube Count - Speed Data

LOCATION: WB SE Malcolm St E of SE 29th Ave														QC JOB #: 15923821			
SPECIFIC LOCATION:														DIRECTION: WB			
CITY/STATE: Milwaukie, OR														DATE: Sep 20 2022			
Start Time	1 15	16 20	21 25	26 30	31 35	36 40	41 45	46 50	51 55	56 60	61 65	66 70	71 75	76 999	Total	Pace Speed	Number in Pace
12:00 AM	0	0	0	0	0	0	0	0	0	0	0	0	0	0	0	1-10	0
12:15 AM	0	0	0	0	0	0	0	0	0	0	0	0	0	0	0	1-10	0
12:30 AM	0	0	0	0	0	0	0	0	0	0	0	0	0	0	0	1-10	0
12:45 AM	0	0	0	0	0	0	0	0	0	0	0	0	0	0	0	1-10	0
01:00 AM	0	0	0	0	0	0	0	0	0	0	0	0	0	0	0	1-10	0
01:15 AM	0	1	0	0	0	0	0	0	0	0	0	0	0	0	1	11-20	1
01:30 AM	0	0	0	0	0	0	0	0	0	0	0	0	0	0	0	1-10	0
01:45 AM	0	0	0	0	0	0	0	0	0	0	0	0	0	0	0	1-10	0
02:00 AM	0	0	0	0	0	0	0	0	0	0	0	0	0	0	0	1-10	0
02:15 AM	0	0	0	0	0	0	0	0	0	0	0	0	0	0	0	1-10	0
02:30 AM	0	0	0	0	0	0	0	0	0	0	0	0	0	0	0	1-10	0
02:45 AM	0	0	0	0	0	0	0	0	0	0	0	0	0	0	0	1-10	0
03:00 AM	0	0	0	0	0	0	0	0	0	0	0	0	0	0	0	1-10	0
03:15 AM	0	0	0	0	0	0	0	0	0	0	0	0	0	0	0	1-10	0
03:30 AM	0	0	0	0	0	0	0	0	0	0	0	0	0	0	0	1-10	0
03:45 AM	0	0	0	0	0	0	0	0	0	0	0	0	0	0	0	1-10	0
04:00 AM	1	0	0	0	0	0	0	0	0	0	0	0	0	0	1	1-10	1
04:15 AM	0	0	0	0	0	0	0	0	0	0	0	0	0	0	0	1-10	0
04:30 AM	1	0	0	0	0	0	0	0	0	0	0	0	0	0	1	1-10	1
04:45 AM	1	1	0	0	0	0	0	0	0	0	0	0	0	0	2	11-20	1
05:00 AM	0	0	0	1	0	0	0	0	0	0	0	0	0	0	1	21-30	1
05:15 AM	1	0	0	0	0	0	0	0	0	0	0	0	0	0	1	1-10	1
05:30 AM	1	0	0	0	0	0	0	0	0	0	0	0	0	0	1	1-10	1
05:45 AM	0	0	0	0	0	0	0	0	0	0	0	0	0	0	0	1-10	0
<b>Day Total Percent</b>																	
<b>AM Peak 15-min Vol</b>																	
<b>PM Peak 15-min Vol</b>																	
<i>Comments:</i>																	

Type of report: Tube Count - Speed Data

**LOCATION:** WB SE Malcolm St E of SE 29th Ave **QC JOB #:** 15923821  
**SPECIFIC LOCATION:** **DIRECTION:** WB  
**CITY/STATE:** Milwaukie, OR **DATE:** Sep 20 2022

Start Time	1 15	16 20	21 25	26 30	31 35	36 40	41 45	46 50	51 55	56 60	61 65	66 70	71 75	76 999	Total	Pace Speed	Number in Pace
06:00 AM	0	0	0	0	0	0	0	0	0	0	0	0	0	0	0	1-10	0
06:15 AM	1	1	0	0	0	0	0	0	0	0	0	0	0	0	2	11-20	1
06:30 AM	1	1	0	0	0	0	0	0	0	0	0	0	0	0	2	11-20	1
06:45 AM	1	1	1	0	0	0	0	0	0	0	0	0	0	0	3	16-25	2
07:00 AM	1	2	0	0	0	0	0	0	0	0	0	0	0	0	3	11-20	2
07:15 AM	1	2	0	0	0	0	0	0	0	0	0	0	0	0	3	11-20	2
07:30 AM	4	1	0	0	0	0	0	0	0	0	0	0	0	0	5	1-10	3
07:45 AM	2	3	0	0	0	0	0	0	0	0	0	0	0	0	5	11-20	4
08:00 AM	0	0	0	0	0	0	0	0	0	0	0	0	0	0	0	1-10	0
08:15 AM	0	1	0	0	0	0	0	0	0	0	0	0	0	0	1	11-20	1
08:30 AM	1	0	1	0	0	0	0	0	0	0	0	0	0	0	2	16-25	1
08:45 AM	3	0	1	0	0	0	0	0	0	0	0	0	0	0	4	1-10	2
09:00 AM	0	0	1	1	0	0	0	0	0	0	0	0	0	0	2	21-30	2
09:15 AM	0	0	0	0	0	0	0	0	0	0	0	0	0	0	0	1-10	0
09:30 AM	0	0	0	0	0	0	0	0	0	0	0	0	0	0	0	1-10	0
09:45 AM	0	1	1	0	0	0	0	0	0	0	0	0	0	0	2	16-25	2
10:00 AM	2	1	0	0	0	0	0	0	0	0	0	0	0	0	3	11-20	2
10:15 AM	1	0	0	0	0	0	0	0	0	0	0	0	0	0	1	1-10	1
10:30 AM	0	0	1	0	0	0	0	0	0	0	0	0	0	0	1	16-25	1
10:45 AM	0	0	0	0	0	0	0	0	0	0	0	0	0	0	0	1-10	0
11:00 AM	1	1	0	0	0	0	0	0	0	0	0	0	0	0	2	11-20	1
11:15 AM	1	0	0	0	0	0	0	0	0	0	0	0	0	0	1	1-10	1
11:30 AM	0	0	0	0	0	0	0	0	0	0	0	0	0	0	0	1-10	0
11:45 AM	1	0	0	0	0	0	0	0	0	0	0	0	0	0	1	1-10	1
<b>Day Total Percent</b>																	
<b>AM Peak 15-min Vol</b>																	
<b>PM Peak 15-min Vol</b>																	
<i>Comments:</i>																	

Type of report: Tube Count - Speed Data

**LOCATION:** WB SE Malcolm St E of SE 29th Ave **QC JOB #:** 15923821  
**SPECIFIC LOCATION:** **DIRECTION:** WB  
**CITY/STATE:** Milwaukie, OR **DATE:** Sep 20 2022

Start Time	1 15	16 20	21 25	26 30	31 35	36 40	41 45	46 50	51 55	56 60	61 65	66 70	71 75	76 999	Total	Pace Speed	Number in Pace
12:00 PM	1	0	1	0	0	0	0	0	0	0	0	0	0	0	2	16-25	1
12:15 PM	0	0	0	0	0	0	0	0	0	0	0	0	0	0	0	1-10	0
12:30 PM	1	1	1	0	0	0	0	0	0	0	0	0	0	0	3	16-25	2
12:45 PM	1	0	0	0	0	0	0	0	0	0	0	0	0	0	1	1-10	1
01:00 PM	1	0	0	0	0	0	0	0	0	0	0	0	0	0	1	1-10	1
01:15 PM	0	1	0	0	0	0	0	0	0	0	0	0	0	0	1	11-20	1
01:30 PM	0	0	1	0	0	0	0	0	0	0	0	0	0	0	1	16-25	1
01:45 PM	1	1	0	0	0	0	0	0	0	0	0	0	0	0	2	11-20	1
02:00 PM	0	1	0	0	0	0	0	0	0	0	0	0	0	0	1	11-20	1
02:15 PM	2	1	0	0	0	0	0	0	0	0	0	0	0	0	3	11-20	2
02:30 PM	1	1	0	0	0	0	0	0	0	0	0	0	0	0	2	11-20	1
02:45 PM	1	0	0	0	0	0	0	0	0	0	0	0	0	0	1	1-10	1
03:00 PM	0	2	0	0	0	0	0	0	0	0	0	0	0	0	2	11-20	2
03:15 PM	2	0	0	0	0	0	0	0	0	0	0	0	0	0	2	1-10	1
03:30 PM	0	0	0	0	0	0	0	0	0	0	0	0	0	0	0	1-10	0
03:45 PM	2	1	0	0	0	0	0	0	0	0	0	0	0	0	3	11-20	2
04:00 PM	0	0	0	0	0	0	0	0	0	0	0	0	0	0	0	1-10	0
04:15 PM	0	3	1	0	0	0	0	0	0	0	0	0	0	0	4	16-25	4
04:30 PM	2	1	0	0	0	0	0	0	0	0	0	0	0	0	3	11-20	2
04:45 PM	0	0	0	0	0	0	0	0	0	0	0	0	0	0	0	1-10	0
05:00 PM	2	1	0	0	0	0	0	0	0	0	0	0	0	0	3	11-20	2
05:15 PM	3	0	2	0	0	0	0	0	0	0	0	0	0	0	5	16-25	2
05:30 PM	2	0	2	0	0	0	0	0	0	0	0	0	0	0	4	16-25	2
05:45 PM	0	1	0	0	0	0	0	0	0	0	0	0	0	0	1	11-20	1
<b>Day Total</b>																	
<b>Percent</b>																	
<b>AM Peak</b>																	
<b>15-min Vol</b>																	
<b>PM Peak</b>																	
<b>15-min Vol</b>																	
<i>Comments:</i>																	

Type of report: Tube Count - Speed Data

LOCATION: WB SE Malcolm St E of SE 29th Ave														QC JOB #: 15923821			
SPECIFIC LOCATION:														DIRECTION: WB			
CITY/STATE: Milwaukie, OR														DATE: Sep 20 2022			
Start Time	1 15	16 20	21 25	26 30	31 35	36 40	41 45	46 50	51 55	56 60	61 65	66 70	71 75	76 999	Total	Pace Speed	Number in Pace
06:00 PM	0	2	0	0	0	0	0	0	0	0	0	0	0	0	2	11-20	2
06:15 PM	1	2	0	0	0	0	0	0	0	0	0	0	0	0	3	11-20	2
06:30 PM	1	0	0	0	0	0	0	0	0	0	0	0	0	0	1	1-10	1
06:45 PM	0	1	0	0	0	0	0	0	0	0	0	0	0	0	1	11-20	1
07:00 PM	1	2	0	0	0	0	0	0	0	0	0	0	0	0	3	11-20	2
07:15 PM	2	0	0	0	0	0	0	0	0	0	0	0	0	0	2	1-10	1
07:30 PM	0	1	0	0	0	0	0	0	0	0	0	0	0	0	1	11-20	1
07:45 PM	0	1	0	0	0	0	0	0	0	0	0	0	0	0	1	11-20	1
08:00 PM	0	1	0	0	0	0	0	0	0	0	0	0	0	0	1	11-20	1
08:15 PM	0	0	0	0	0	0	0	0	0	0	0	0	0	0	0	1-10	0
08:30 PM	1	0	0	0	0	0	0	0	0	0	0	0	0	0	1	1-10	1
08:45 PM	2	0	0	0	0	0	0	0	0	0	0	0	0	0	2	1-10	1
09:00 PM	0	0	0	0	0	0	0	0	0	0	0	0	0	0	0	1-10	0
09:15 PM	1	0	0	0	0	0	0	0	0	0	0	0	0	0	1	1-10	1
09:30 PM	0	0	0	0	0	0	0	0	0	0	0	0	0	0	0	1-10	0
09:45 PM	0	0	0	0	0	0	0	0	0	0	0	0	0	0	0	1-10	0
10:00 PM	0	0	1	0	0	0	0	0	0	0	0	0	0	0	1	16-25	1
10:15 PM	0	0	0	0	0	0	0	0	0	0	0	0	0	0	0	1-10	0
10:30 PM	0	0	0	0	0	0	0	0	0	0	0	0	0	0	0	1-10	0
10:45 PM	0	0	0	0	0	0	0	0	0	0	0	0	0	0	0	1-10	0
11:00 PM	0	0	0	0	0	0	0	0	0	0	0	0	0	0	0	1-10	0
11:15 PM	0	0	0	0	0	0	0	0	0	0	0	0	0	0	0	1-10	0
11:30 PM	0	0	0	0	0	0	0	0	0	0	0	0	0	0	0	1-10	0
11:45 PM	0	0	0	0	0	0	0	0	0	0	0	0	0	0	0	1-10	0
<b>Day Total</b>	57	42	15	2	0	0	0	0	0	0	0	0	0	0	116	11-20	61
<b>Percent</b>	49.1%	36.2%	12.9%	1.7%	0%	0%	0%	0%	0%	0%	0%	0%	0%	0%			
<b>AM Peak 15-min Vol</b>	7:30 AM 4	7:45 AM 3	6:45 AM 1	5:00 AM 1	12:00 AM 0	12:00 AM 0	12:00 AM 0	12:00 AM 0	12:00 AM 0	12:00 AM 0	12:00 AM 0	12:00 AM 0	12:00 AM 0	12:00 AM 0	7:30 AM 5		
<b>PM Peak 15-min Vol</b>	5:15 PM 3	4:15 PM 3	5:15 PM 2	12:00 PM 0	12:00 PM 0	12:00 PM 0	12:00 PM 0	12:00 PM 0	12:00 PM 0	12:00 PM 0	12:00 PM 0	12:00 PM 0	12:00 PM 0	12:00 PM 0	5:15 PM 5		
<i>Comments:</i>																	

Report generated on 10/10/2022 3:57 PM

SOURCE: Quality Counts, LLC (<http://www.qualitycounts.net>)

Type of report: Tube Count - Speed Data

**SUMMARY - Tube Count - Speed Data**

<b>LOCATION:</b> WB SE Malcolm St E of SE 29th Ave														<b>QC JOB #:</b> 15923821			
<b>SPECIFIC LOCATION:</b>														<b>DIRECTION:</b> WB			
<b>CITY/STATE:</b> Milwaukie, OR														<b>DATE:</b> Sep 20 2022			
Speed Range	1 15	16 20	21 25	26 30	31 35	36 40	41 45	46 50	51 55	56 60	61 65	66 70	71 75	76 999	Total	Pace Speed	Number in Pace
<b>Grand Total</b>	57	42	15	2	0	0	0	0	0	0	0	0	0	0	116	11-20	61
<b>Percent</b>	49.1%	36.2%	12.9%	1.7%	0%	0%	0%	0%	0%	0%	0%	0%	0%	0%			
<b>Cumulative Percent</b>	49.1%	85.3%	98.3%	100%	100%	100%	100%	100%	100%	100%	100%	100%	100%	100%			
<b>ADT 116</b>															<b>85th Percentile:</b> 19 MPH <b>Mean Speed(Average):</b> 15 MPH <b>Median:</b> 15 MPH <b>Mode:</b> 8 MPH		
<i>Comments:</i>																	

Report generated on 10/10/2022 3:57 PM

SOURCE: Quality Counts, LLC (<http://www.qualitycounts.net>)





Type of report: Tube Count - Speed Data

**LOCATION:** NB SE 29th Ave S of SE Boyd St **QC JOB #:** 15923828  
**SPECIFIC LOCATION:** **DIRECTION:** NB  
**CITY/STATE:** Milwaukie, OR **DATE:** Sep 20 2022

Start Time	1 15	16 20	21 25	26 30	31 35	36 40	41 45	46 50	51 55	56 60	61 65	66 70	71 75	76 999	Total	Pace Speed	Number in Pace
12:00 AM	0	0	0	0	0	0	0	0	0	0	0	0	0	0	0	1-10	0
12:15 AM	0	0	0	0	0	0	0	0	0	0	0	0	0	0	0	1-10	0
12:30 AM	0	0	0	0	0	0	0	0	0	0	0	0	0	0	0	1-10	0
12:45 AM	0	0	0	0	0	0	0	0	0	0	0	0	0	0	0	1-10	0
01:00 AM	0	0	0	0	0	0	0	0	0	0	0	0	0	0	0	1-10	0
01:15 AM	0	0	0	0	0	0	0	0	0	0	0	0	0	0	0	1-10	0
01:30 AM	0	0	0	0	0	0	0	0	0	0	0	0	0	0	0	1-10	0
01:45 AM	0	0	0	0	0	0	0	0	0	0	0	0	0	0	0	1-10	0
02:00 AM	0	0	0	0	0	0	0	0	0	0	0	0	0	0	0	1-10	0
02:15 AM	0	0	0	0	0	0	0	0	0	0	0	0	0	0	0	1-10	0
02:30 AM	0	0	0	0	0	0	0	0	0	0	0	0	0	0	0	1-10	0
02:45 AM	0	0	0	0	0	0	0	0	0	0	0	0	0	0	0	1-10	0
03:00 AM	0	0	0	0	0	0	0	0	0	0	0	0	0	0	0	1-10	0
03:15 AM	0	0	0	0	0	0	0	0	0	0	0	0	0	0	0	1-10	0
03:30 AM	0	0	0	0	0	0	0	0	0	0	0	0	0	0	0	1-10	0
03:45 AM	0	0	0	0	0	0	0	0	0	0	0	0	0	0	0	1-10	0
04:00 AM	0	0	0	0	0	0	0	0	0	0	0	0	0	0	0	1-10	0
04:15 AM	0	1	0	0	0	0	0	0	0	0	0	0	0	0	1	11-20	1
04:30 AM	0	0	0	0	0	0	0	0	0	0	0	0	0	0	0	1-10	0
04:45 AM	0	0	0	0	0	0	0	0	0	0	0	0	0	0	0	1-10	0
05:00 AM	0	0	0	0	0	0	0	0	0	0	0	0	0	0	0	1-10	0
05:15 AM	0	0	0	0	0	0	0	0	0	0	0	0	0	0	0	1-10	0
05:30 AM	0	0	0	0	0	0	0	0	0	0	0	0	0	0	0	1-10	0
05:45 AM	0	0	0	0	0	0	0	0	0	0	0	0	0	0	0	1-10	0
<b>Day Total Percent</b>																	
<b>AM Peak 15-min Vol</b>																	
<b>PM Peak 15-min Vol</b>																	
<i>Comments:</i>																	

Type of report: Tube Count - Speed Data

LOCATION: NB SE 29th Ave S of SE Boyd St															QC JOB #: 15923828		
SPECIFIC LOCATION:															DIRECTION: NB		
CITY/STATE: Milwaukie, OR															DATE: Sep 20 2022		
Start Time	1 15	16 20	21 25	26 30	31 35	36 40	41 45	46 50	51 55	56 60	61 65	66 70	71 75	76 999	Total	Pace Speed	Number in Pace
06:00 AM	0	0	0	0	0	0	0	0	0	0	0	0	0	0	0	1-10	0
06:15 AM	0	0	0	0	0	0	0	0	0	0	0	0	0	0	0	1-10	0
06:30 AM	0	0	0	0	0	0	0	0	0	0	0	0	0	0	0	1-10	0
06:45 AM	0	0	0	0	0	0	0	0	0	0	0	0	0	0	0	1-10	0
07:00 AM	0	0	0	0	0	0	0	0	0	0	0	0	0	0	0	1-10	0
07:15 AM	1	0	1	0	0	0	0	0	0	0	0	0	0	0	2	16-25	1
07:30 AM	0	1	0	0	0	0	0	0	0	0	0	0	0	0	1	11-20	1
07:45 AM	1	1	0	0	0	0	0	0	0	0	0	0	0	0	2	11-20	1
08:00 AM	0	0	0	0	0	0	0	0	0	0	0	0	0	0	0	1-10	0
08:15 AM	0	1	0	0	0	0	0	0	0	0	0	0	0	0	1	11-20	1
08:30 AM	0	1	0	0	0	0	0	0	0	0	0	0	0	0	1	11-20	1
08:45 AM	0	0	0	0	0	0	0	0	0	0	0	0	0	0	0	1-10	0
09:00 AM	0	0	0	0	0	0	0	0	0	0	0	0	0	0	0	1-10	0
09:15 AM	0	0	0	0	0	0	0	0	0	0	0	0	0	0	0	1-10	0
09:30 AM	0	3	0	0	0	0	0	0	0	0	0	0	0	0	3	11-20	3
09:45 AM	0	0	0	0	0	0	0	0	0	0	0	0	0	0	0	1-10	0
10:00 AM	1	0	0	0	0	0	0	0	0	0	0	0	0	0	1	1-10	1
10:15 AM	1	0	0	0	0	0	0	0	0	0	0	0	0	0	1	1-10	1
10:30 AM	0	1	0	0	0	0	0	0	0	0	0	0	0	0	1	11-20	1
10:45 AM	0	1	0	0	0	0	0	0	0	0	0	0	0	0	1	11-20	1
11:00 AM	0	0	1	0	0	0	0	0	0	0	0	0	0	0	1	16-25	1
11:15 AM	1	0	0	0	0	0	0	0	0	0	0	0	0	0	1	1-10	1
11:30 AM	0	1	0	0	0	0	0	0	0	0	0	0	0	0	1	11-20	1
11:45 AM	0	1	0	0	0	0	0	0	0	0	0	0	0	0	1	11-20	1
<b>Day Total</b>																	
<b>Percent</b>																	
<b>AM Peak</b>																	
<b>15-min Vol</b>																	
<b>PM Peak</b>																	
<b>15-min Vol</b>																	
<i>Comments:</i>																	

Type of report: Tube Count - Speed Data

LOCATION: NB SE 29th Ave S of SE Boyd St															QC JOB #: 15923828		
SPECIFIC LOCATION:															DIRECTION: NB		
CITY/STATE: Milwaukie, OR															DATE: Sep 20 2022		
Start Time	1 15	16 20	21 25	26 30	31 35	36 40	41 45	46 50	51 55	56 60	61 65	66 70	71 75	76 999	Total	Pace Speed	Number in Pace
12:00 PM	0	0	1	0	0	0	0	0	0	0	0	0	0	0	1	16-25	1
12:15 PM	2	0	0	0	0	0	0	0	0	0	0	0	0	0	2	1-10	1
12:30 PM	0	0	0	0	0	0	0	0	0	0	0	0	0	0	0	1-10	0
12:45 PM	2	0	0	0	0	0	0	0	0	0	0	0	0	0	2	1-10	1
01:00 PM	1	0	0	0	0	0	0	0	0	0	0	0	0	0	1	1-10	1
01:15 PM	1	0	0	0	0	0	0	0	0	0	0	0	0	0	1	1-10	1
01:30 PM	0	0	1	0	0	0	0	0	0	0	0	0	0	0	1	16-25	1
01:45 PM	1	0	0	0	0	0	0	0	0	0	0	0	0	0	1	1-10	1
02:00 PM	0	1	0	0	0	0	0	0	0	0	0	0	0	0	1	11-20	1
02:15 PM	1	1	2	0	0	0	0	0	0	0	0	0	0	0	4	16-25	3
02:30 PM	0	1	0	1	0	0	0	0	0	0	0	0	0	0	2	11-20	1
02:45 PM	1	3	0	0	0	0	0	0	0	0	0	0	0	0	4	11-20	3
03:00 PM	0	0	2	0	0	0	0	0	0	0	0	0	0	0	2	16-25	2
03:15 PM	0	1	0	0	0	0	0	0	0	0	0	0	0	0	1	11-20	1
03:30 PM	0	2	0	0	0	0	0	0	0	0	0	0	0	0	2	11-20	2
03:45 PM	1	2	1	0	0	0	0	0	0	0	0	0	0	0	4	16-25	3
04:00 PM	0	0	0	0	0	0	0	0	0	0	0	0	0	0	0	1-10	0
04:15 PM	1	0	0	0	0	0	0	0	0	0	0	0	0	0	1	1-10	1
04:30 PM	1	0	0	0	0	0	0	0	0	0	0	0	0	0	1	1-10	1
04:45 PM	1	1	0	0	0	0	0	0	0	0	0	0	0	0	2	11-20	1
05:00 PM	1	0	0	0	0	0	0	0	0	0	0	0	0	0	1	1-10	1
05:15 PM	0	0	0	0	0	0	0	0	0	0	0	0	0	0	0	1-10	0
05:30 PM	0	0	0	0	0	0	0	0	0	0	0	0	0	0	0	1-10	0
05:45 PM	0	1	0	0	0	0	0	0	0	0	0	0	0	0	1	11-20	1
<b>Day Total</b>																	
<b>Percent</b>																	
<b>AM Peak</b>																	
<b>15-min Vol</b>																	
<b>PM Peak</b>																	
<b>15-min Vol</b>																	
<i>Comments:</i>																	

Type of report: Tube Count - Speed Data

LOCATION: NB SE 29th Ave S of SE Boyd St															QC JOB #: 15923828		
SPECIFIC LOCATION:															DIRECTION: NB		
CITY/STATE: Milwaukie, OR															DATE: Sep 20 2022		
Start Time	1 15	16 20	21 25	26 30	31 35	36 40	41 45	46 50	51 55	56 60	61 65	66 70	71 75	76 999	Total	Pace Speed	Number in Pace
06:00 PM	0	0	0	0	0	0	0	0	0	0	0	0	0	0	0	1-10	0
06:15 PM	2	0	0	0	0	0	0	0	0	0	0	0	0	0	2	1-10	1
06:30 PM	1	1	0	0	0	0	0	0	0	0	0	0	0	0	2	11-20	1
06:45 PM	0	0	0	0	0	0	0	0	0	0	0	0	0	0	0	1-10	0
07:00 PM	0	1	1	0	0	0	0	0	0	0	0	0	0	0	2	16-25	2
07:15 PM	0	0	0	0	0	0	0	0	0	0	0	0	0	0	0	1-10	0
07:30 PM	0	1	0	0	0	0	0	0	0	0	0	0	0	0	1	11-20	1
07:45 PM	0	0	0	0	0	0	0	0	0	0	0	0	0	0	0	1-10	0
08:00 PM	0	0	0	0	0	0	0	0	0	0	0	0	0	0	0	1-10	0
08:15 PM	0	0	0	0	0	0	0	0	0	0	0	0	0	0	0	1-10	0
08:30 PM	0	1	0	0	0	0	0	0	0	0	0	0	0	0	1	11-20	1
08:45 PM	0	0	0	0	0	0	0	0	0	0	0	0	0	0	0	1-10	0
09:00 PM	1	0	0	0	0	0	0	0	0	0	0	0	0	0	1	1-10	1
09:15 PM	0	0	0	0	0	0	0	0	0	0	0	0	0	0	0	1-10	0
09:30 PM	0	0	0	0	0	0	0	0	0	0	0	0	0	0	0	1-10	0
09:45 PM	0	0	0	0	0	0	0	0	0	0	0	0	0	0	0	1-10	0
10:00 PM	0	0	0	0	0	0	0	0	0	0	0	0	0	0	0	1-10	0
10:15 PM	0	0	0	0	0	0	0	0	0	0	0	0	0	0	0	1-10	0
10:30 PM	0	0	0	0	0	0	0	0	0	0	0	0	0	0	0	1-10	0
10:45 PM	0	0	0	0	0	0	0	0	0	0	0	0	0	0	0	1-10	0
11:00 PM	0	0	0	0	0	0	0	0	0	0	0	0	0	0	0	1-10	0
11:15 PM	0	0	0	0	0	0	0	0	0	0	0	0	0	0	0	1-10	0
11:30 PM	0	0	0	0	0	0	0	0	0	0	0	0	0	0	0	1-10	0
11:45 PM	0	0	0	0	0	0	0	0	0	0	0	0	0	0	0	1-10	0
<b>Day Total</b>	23	29	10	1	0	0	0	0	0	0	0	0	0	0	63	16-25	39
<b>Percent</b>	36.5%	46%	15.9%	1.6%	0%	0%	0%	0%	0%	0%	0%	0%	0%	0%			
<b>AM Peak 15-min Vol</b>	7:15 AM 1	9:30 AM 3	7:15 AM 1	12:00 AM 0	12:00 AM 0	12:00 AM 0	12:00 AM 0	12:00 AM 0	12:00 AM 0	12:00 AM 0	12:00 AM 0	12:00 AM 0	12:00 AM 0	12:00 AM 0	9:30 AM 3		
<b>PM Peak 15-min Vol</b>	12:15 PM 2	2:45 PM 3	2:15 PM 2	2:30 PM 1	12:00 PM 0	12:00 PM 0	12:00 PM 0	12:00 PM 0	12:00 PM 0	12:00 PM 0	12:00 PM 0	12:00 PM 0	12:00 PM 0	12:00 PM 0	2:15 PM 4		
<i>Comments:</i>																	

Type of report: Tube Count - Speed Data

**SUMMARY - Tube Count - Speed Data**

<b>LOCATION:</b> NB SE 29th Ave S of SE Boyd St														<b>QC JOB #:</b> 15923828			
<b>SPECIFIC LOCATION:</b>														<b>DIRECTION:</b> NB			
<b>CITY/STATE:</b> Milwaukie, OR														<b>DATE:</b> Sep 20 2022			
Speed Range	1 15	16 20	21 25	26 30	31 35	36 40	41 45	46 50	51 55	56 60	61 65	66 70	71 75	76 999	Total	Pace Speed	Number in Pace
<b>Grand Total</b>	23	29	10	1	0	0	0	0	0	0	0	0	0	0	63	16-25	39
<b>Percent</b>	36.5%	46%	15.9%	1.6%	0%	0%	0%	0%	0%	0%	0%	0%	0%	0%			
<b>Cumulative Percent</b>	36.5%	82.5%	98.4%	100%	100%	100%	100%	100%	100%	100%	100%	100%	100%	100%			
<b>ADT</b> 63															<b>85th Percentile:</b> 20 MPH <b>Mean Speed(Average):</b> 16 MPH <b>Median:</b> 16 MPH <b>Mode:</b> 18 MPH		
<i>Comments:</i>																	

Report generated on 10/10/2022 3:09 PM

SOURCE: Quality Counts, LLC (<http://www.qualitycounts.net>)



Type of report: Tube Count - Speed Data

LOCATION: EB SE Boyd St W of SE 29th Ave															QC JOB #: 15923829		
SPECIFIC LOCATION:															DIRECTION: EB		
CITY/STATE: Milwaukie, OR															DATE: Sep 20 2022		
Start Time	1 15	16 20	21 25	26 30	31 35	36 40	41 45	46 50	51 55	56 60	61 65	66 70	71 75	76 999	Total	Pace Speed	Number in Pace
12:00 AM	0	0	0	0	0	0	0	0	0	0	0	0	0	0	0	1-10	0
12:15 AM	0	0	0	0	0	0	0	0	0	0	0	0	0	0	0	1-10	0
12:30 AM	0	0	0	0	0	0	0	0	0	0	0	0	0	0	0	1-10	0
12:45 AM	0	0	0	0	0	0	0	0	0	0	0	0	0	0	0	1-10	0
01:00 AM	0	0	0	0	0	0	0	0	0	0	0	0	0	0	0	1-10	0
01:15 AM	0	0	0	0	0	0	0	0	0	0	0	0	0	0	0	1-10	0
01:30 AM	0	0	0	0	0	0	0	0	0	0	0	0	0	0	0	1-10	0
01:45 AM	0	0	0	0	0	0	0	0	0	0	0	0	0	0	0	1-10	0
02:00 AM	0	0	0	0	0	0	0	0	0	0	0	0	0	0	0	1-10	0
02:15 AM	0	0	0	0	0	0	0	0	0	0	0	0	0	0	0	1-10	0
02:30 AM	0	0	0	0	0	0	0	0	0	0	0	0	0	0	0	1-10	0
02:45 AM	0	0	0	0	0	0	0	0	0	0	0	0	0	0	0	1-10	0
03:00 AM	0	0	0	0	0	0	0	0	0	0	0	0	0	0	0	1-10	0
03:15 AM	0	0	0	0	0	0	0	0	0	0	0	0	0	0	0	1-10	0
03:30 AM	0	0	0	0	0	0	0	0	0	0	0	0	0	0	0	1-10	0
03:45 AM	0	0	0	0	0	0	0	0	0	0	0	0	0	0	0	1-10	0
04:00 AM	0	0	0	0	0	0	0	0	0	0	0	0	0	0	0	1-10	0
04:15 AM	0	0	0	0	0	0	0	0	0	0	0	0	0	0	0	1-10	0
04:30 AM	0	0	0	0	0	0	0	0	0	0	0	0	0	0	0	1-10	0
04:45 AM	0	0	0	0	0	0	0	0	0	0	0	0	0	0	0	1-10	0
05:00 AM	0	0	0	0	0	0	0	0	0	0	0	0	0	0	0	1-10	0
05:15 AM	0	0	1	0	0	0	0	0	0	0	0	0	0	0	1	16-25	1
05:30 AM	0	0	0	0	0	0	0	0	0	0	0	0	0	0	0	1-10	0
05:45 AM	0	0	0	0	0	0	0	0	0	0	0	0	0	0	0	1-10	0
<b>Day Total Percent</b>																	
<b>AM Peak 15-min Vol</b>																	
<b>PM Peak 15-min Vol</b>																	
<i>Comments:</i>																	

Type of report: Tube Count - Speed Data

LOCATION: EB SE Boyd St W of SE 29th Ave														QC JOB #: 15923829			
SPECIFIC LOCATION:														DIRECTION: EB			
CITY/STATE: Milwaukie, OR														DATE: Sep 20 2022			
Start Time	1 15	16 20	21 25	26 30	31 35	36 40	41 45	46 50	51 55	56 60	61 65	66 70	71 75	76 999	Total	Pace Speed	Number in Pace
06:00 AM	0	0	0	0	0	0	0	0	0	0	0	0	0	0	0	1-10	0
06:15 AM	0	1	0	0	0	0	0	0	0	0	0	0	0	0	1	11-20	1
06:30 AM	1	1	0	0	0	0	0	0	0	0	0	0	0	0	2	11-20	1
06:45 AM	0	0	0	0	0	0	0	0	0	0	0	0	0	0	0	1-10	0
07:00 AM	0	1	1	0	0	0	0	0	0	0	0	0	0	0	2	16-25	2
07:15 AM	0	0	0	0	0	0	0	0	0	0	0	0	0	0	0	1-10	0
07:30 AM	0	2	0	0	0	0	0	0	0	0	0	0	0	0	2	11-20	2
07:45 AM	1	0	0	0	0	0	0	0	0	0	0	0	0	0	1	1-10	1
08:00 AM	0	2	0	0	0	0	0	0	0	0	0	0	0	0	2	11-20	2
08:15 AM	0	0	0	0	0	0	0	0	0	0	0	0	0	0	0	1-10	0
08:30 AM	0	0	0	0	0	0	0	0	0	0	0	0	0	0	0	1-10	0
08:45 AM	1	0	2	0	0	0	0	0	0	0	0	0	0	0	3	16-25	2
09:00 AM	1	0	1	1	0	0	0	0	0	0	0	0	0	0	3	21-30	2
09:15 AM	0	1	0	0	0	0	0	0	0	0	0	0	0	0	1	11-20	1
09:30 AM	0	0	1	0	0	0	0	0	0	0	0	0	0	0	1	16-25	1
09:45 AM	0	1	0	0	0	0	0	0	0	0	0	0	0	0	1	11-20	1
10:00 AM	0	1	0	0	0	0	0	0	0	0	0	0	0	0	1	11-20	1
10:15 AM	0	0	0	0	0	0	0	0	0	0	0	0	0	0	0	1-10	0
10:30 AM	0	0	0	0	0	0	0	0	0	0	0	0	0	0	0	1-10	0
10:45 AM	0	1	1	0	0	0	0	0	0	0	0	0	0	0	2	16-25	2
11:00 AM	3	0	1	0	0	0	0	0	0	0	0	0	0	0	4	1-10	2
11:15 AM	1	0	0	0	0	0	0	0	0	0	0	0	0	0	1	1-10	1
11:30 AM	0	0	0	0	0	0	0	0	0	0	0	0	0	0	0	1-10	0
11:45 AM	1	1	1	0	0	0	0	0	0	0	0	0	0	0	3	16-25	2
<b>Day Total</b>																	
<b>Percent</b>																	
<b>AM Peak</b>																	
<b>15-min Vol</b>																	
<b>PM Peak</b>																	
<b>15-min Vol</b>																	
<i>Comments:</i>																	

Type of report: Tube Count - Speed Data

**LOCATION:** EB SE Boyd St W of SE 29th Ave **QC JOB #:** 15923829  
**SPECIFIC LOCATION:** **DIRECTION:** EB  
**CITY/STATE:** Milwaukie, OR **DATE:** Sep 20 2022

Start Time	1 15	16 20	21 25	26 30	31 35	36 40	41 45	46 50	51 55	56 60	61 65	66 70	71 75	76 999	Total	Pace Speed	Number in Pace
12:00 PM	1	0	1	0	0	0	0	0	0	0	0	0	0	0	2	16-25	1
12:15 PM	0	3	1	0	0	0	0	0	0	0	0	0	0	0	4	16-25	4
12:30 PM	0	1	0	0	0	0	0	0	0	0	0	0	0	0	1	11-20	1
12:45 PM	0	1	0	0	0	0	0	0	0	0	0	0	0	0	1	11-20	1
01:00 PM	0	0	0	0	0	0	0	0	0	0	0	0	0	0	0	1-10	0
01:15 PM	1	2	0	0	0	0	0	0	0	0	0	0	0	0	3	11-20	2
01:30 PM	0	0	0	0	0	0	0	0	0	0	0	0	0	0	0	1-10	0
01:45 PM	1	0	0	0	0	0	0	0	0	0	0	0	0	0	1	1-10	1
02:00 PM	0	1	0	0	0	0	0	0	0	0	0	0	0	0	1	11-20	1
02:15 PM	0	0	2	0	0	0	0	0	0	0	0	0	0	0	2	16-25	2
02:30 PM	0	0	0	0	0	0	0	0	0	0	0	0	0	0	0	1-10	0
02:45 PM	0	1	1	0	0	0	0	0	0	0	0	0	0	0	2	16-25	2
03:00 PM	0	0	2	0	0	0	0	0	0	0	0	0	0	0	2	16-25	2
03:15 PM	2	0	1	0	0	0	0	0	0	0	0	0	0	0	3	1-10	1
03:30 PM	2	0	1	0	0	0	0	0	0	0	0	0	0	0	3	1-10	1
03:45 PM	0	0	0	0	0	0	0	0	0	0	0	0	0	0	0	1-10	0
04:00 PM	0	0	1	0	0	0	0	0	0	0	0	0	0	0	1	16-25	1
04:15 PM	1	1	0	0	0	0	0	0	0	0	0	0	0	0	2	11-20	1
04:30 PM	0	0	1	0	0	0	0	0	0	0	0	0	0	0	1	16-25	1
04:45 PM	0	1	0	0	0	0	0	0	0	0	0	0	0	0	1	11-20	1
05:00 PM	0	2	0	0	0	0	0	0	0	0	0	0	0	0	2	11-20	2
05:15 PM	0	0	0	0	0	0	0	0	0	0	0	0	0	0	0	1-10	0
05:30 PM	0	0	1	0	0	0	0	0	0	0	0	0	0	0	1	16-25	1
05:45 PM	2	0	0	0	0	0	0	0	0	0	0	0	0	0	2	1-10	1
<b>Day Total Percent</b>																	
<b>AM Peak 15-min Vol</b>																	
<b>PM Peak 15-min Vol</b>																	
<i>Comments:</i>																	



Type of report: Tube Count - Speed Data

LOCATION: EB SE Boyd St W of SE 29th Ave														QC JOB #: 15923829			
SPECIFIC LOCATION:														DIRECTION: EB			
CITY/STATE: Milwaukie, OR														DATE: Sep 20 2022			
Start Time	1 15	16 20	21 25	26 30	31 35	36 40	41 45	46 50	51 55	56 60	61 65	66 70	71 75	76 999	Total	Pace Speed	Number in Pace
06:00 PM	0	0	0	0	0	0	0	0	0	0	0	0	0	0	0	1-10	0
06:15 PM	1	0	0	0	0	0	0	0	0	0	0	0	0	0	1	1-10	1
06:30 PM	0	0	0	0	0	0	0	0	0	0	0	0	0	0	0	1-10	0
06:45 PM	0	0	0	0	0	0	0	0	0	0	0	0	0	0	0	1-10	0
07:00 PM	0	0	1	0	0	0	0	0	0	0	0	0	0	0	1	16-25	1
07:15 PM	0	1	0	0	0	0	0	0	0	0	0	0	0	0	1	11-20	1
07:30 PM	0	0	1	0	0	0	0	0	0	0	0	0	0	0	1	16-25	1
07:45 PM	1	0	0	0	0	0	0	0	0	0	0	0	0	0	1	1-10	1
08:00 PM	0	0	0	0	0	0	0	0	0	0	0	0	0	0	0	1-10	0
08:15 PM	0	0	0	0	0	0	0	0	0	0	0	0	0	0	0	1-10	0
08:30 PM	0	0	0	0	0	0	0	0	0	0	0	0	0	0	0	1-10	0
08:45 PM	0	0	0	0	0	0	0	0	0	0	0	0	0	0	0	1-10	0
09:00 PM	0	0	0	0	0	0	0	0	0	0	0	0	0	0	0	1-10	0
09:15 PM	0	2	0	0	0	0	0	0	0	0	0	0	0	0	2	11-20	2
09:30 PM	0	0	0	0	0	0	0	0	0	0	0	0	0	0	0	1-10	0
09:45 PM	0	0	0	0	0	0	0	0	0	0	0	0	0	0	0	1-10	0
10:00 PM	0	0	0	0	0	0	0	0	0	0	0	0	0	0	0	1-10	0
10:15 PM	0	0	0	0	0	0	0	0	0	0	0	0	0	0	0	1-10	0
10:30 PM	0	0	0	0	0	0	0	0	0	0	0	0	0	0	0	1-10	0
10:45 PM	0	0	0	0	0	0	0	0	0	0	0	0	0	0	0	1-10	0
11:00 PM	0	0	0	0	0	0	0	0	0	0	0	0	0	0	0	1-10	0
11:15 PM	0	0	0	0	0	0	0	0	0	0	0	0	0	0	0	1-10	0
11:30 PM	0	0	0	0	0	0	0	0	0	0	0	0	0	0	0	1-10	0
11:45 PM	0	0	0	0	0	0	0	0	0	0	0	0	0	0	0	1-10	0
<b>Day Total</b>	21	28	23	1	0	0	0	0	0	0	0	0	0	0	73	16-25	51
<b>Percent</b>	28.8%	38.4%	31.5%	1.4%	0%	0%	0%	0%	0%	0%	0%	0%	0%	0%			
<b>AM Peak 15-min Vol</b>	11:00 AM 3	7:30 AM 2	8:45 AM 2	9:00 AM 1	12:00 AM 0	12:00 AM 0	12:00 AM 0	12:00 AM 0	12:00 AM 0	12:00 AM 0	12:00 AM 0	12:00 AM 0	12:00 AM 0	12:00 AM 0	11:00 AM 4		
<b>PM Peak 15-min Vol</b>	3:15 PM 2	12:15 PM 3	2:15 PM 2	12:00 PM 0	12:00 PM 0	12:00 PM 0	12:00 PM 0	12:00 PM 0	12:00 PM 0	12:00 PM 0	12:00 PM 0	12:00 PM 0	12:00 PM 0	12:00 PM 0	12:15 PM 4		
<i>Comments:</i>																	

Report generated on 10/10/2022 3:09 PM

SOURCE: Quality Counts, LLC (<http://www.qualitycounts.net>)

Type of report: Tube Count - Speed Data

**SUMMARY - Tube Count - Speed Data**

<b>LOCATION:</b> EB SE Boyd St W of SE 29th Ave														<b>QC JOB #:</b> 15923829			
<b>SPECIFIC LOCATION:</b>														<b>DIRECTION:</b> EB			
<b>CITY/STATE:</b> Milwaukie, OR														<b>DATE:</b> Sep 20 2022			
Speed Range	1 15	16 20	21 25	26 30	31 35	36 40	41 45	46 50	51 55	56 60	61 65	66 70	71 75	76 999	Total	Pace Speed	Number in Pace
<b>Grand Total</b>	21	28	23	1	0	0	0	0	0	0	0	0	0	0	73	16-25	51
<b>Percent</b>	28.8%	38.4%	31.5%	1.4%	0%	0%	0%	0%	0%	0%	0%	0%	0%	0%			
<b>Cumulative Percent</b>	28.8%	67.1%	98.6%	100%	100%	100%	100%	100%	100%	100%	100%	100%	100%	100%			
<b>ADT</b> 73															<b>85th Percentile:</b> 22 MPH <b>Mean Speed(Average):</b> 17 MPH <b>Median:</b> 17 MPH <b>Mode:</b> 18 MPH		
<i>Comments:</i>																	

Report generated on 10/10/2022 3:09 PM

SOURCE: Quality Counts, LLC (<http://www.qualitycounts.net>)



Type of report: Tube Count - Speed Data

LOCATION: SB SE 29th Ave N of SE Boyd St															QC JOB #: 15923830		
SPECIFIC LOCATION:															DIRECTION: SB		
CITY/STATE: Milwaukie, OR															DATE: Sep 20 2022		
Start Time	1 15	16 20	21 25	26 30	31 35	36 40	41 45	46 50	51 55	56 60	61 65	66 70	71 75	76 999	Total	Pace Speed	Number in Pace
12:00 AM	0	0	0	0	0	0	0	0	0	0	0	0	0	0	0	1-10	0
12:15 AM	0	0	0	0	0	0	0	0	0	0	0	0	0	0	0	1-10	0
12:30 AM	0	0	0	0	0	0	0	0	0	0	0	0	0	0	0	1-10	0
12:45 AM	0	0	0	0	0	0	0	0	0	0	0	0	0	0	0	1-10	0
01:00 AM	0	0	0	0	0	0	0	0	0	0	0	0	0	0	0	1-10	0
01:15 AM	0	0	0	0	0	0	0	0	0	0	0	0	0	0	0	1-10	0
01:30 AM	0	0	0	0	0	0	0	0	0	0	0	0	0	0	0	1-10	0
01:45 AM	0	0	0	0	0	0	0	0	0	0	0	0	0	0	0	1-10	0
02:00 AM	0	0	0	0	0	0	0	0	0	0	0	0	0	0	0	1-10	0
02:15 AM	0	0	0	0	0	0	0	0	0	0	0	0	0	0	0	1-10	0
02:30 AM	0	0	0	0	0	0	0	0	0	0	0	0	0	0	0	1-10	0
02:45 AM	1	0	0	0	0	0	0	0	0	0	0	0	0	0	1	1-10	1
03:00 AM	0	0	0	0	0	0	0	0	0	0	0	0	0	0	0	1-10	0
03:15 AM	0	0	0	0	0	0	0	0	0	0	0	0	0	0	0	1-10	0
03:30 AM	0	0	0	0	0	0	0	0	0	0	0	0	0	0	0	1-10	0
03:45 AM	0	0	0	0	0	0	0	0	0	0	0	0	0	0	0	1-10	0
04:00 AM	0	0	0	0	0	0	0	0	0	0	0	0	0	0	0	1-10	0
04:15 AM	0	0	0	0	0	0	0	0	0	0	0	0	0	0	0	1-10	0
04:30 AM	0	0	0	0	0	0	0	0	0	0	0	0	0	0	0	1-10	0
04:45 AM	0	0	0	0	0	0	0	0	0	0	0	0	0	0	0	1-10	0
05:00 AM	0	0	0	0	0	0	0	0	0	0	0	0	0	0	0	1-10	0
05:15 AM	0	0	0	0	0	0	0	0	0	0	0	0	0	0	0	1-10	0
05:30 AM	0	0	0	0	0	0	0	0	0	0	0	0	0	0	0	1-10	0
05:45 AM	0	0	0	0	0	0	0	0	0	0	0	0	0	0	0	1-10	0
Day Total Percent																	
AM Peak 15-min Vol																	
PM Peak 15-min Vol																	
<i>Comments:</i>																	

Type of report: Tube Count - Speed Data

**LOCATION:** SB SE 29th Ave N of SE Boyd St **QC JOB #:** 15923830  
**SPECIFIC LOCATION:** **DIRECTION:** SB  
**CITY/STATE:** Milwaukie, OR **DATE:** Sep 20 2022

Start Time	1 15	16 20	21 25	26 30	31 35	36 40	41 45	46 50	51 55	56 60	61 65	66 70	71 75	76 999	Total	Pace Speed	Number in Pace
06:00 AM	0	0	1	0	0	0	0	0	0	0	0	0	0	0	1	16-25	1
06:15 AM	1	0	0	0	0	0	0	0	0	0	0	0	0	0	1	1-10	1
06:30 AM	0	0	0	0	0	0	0	0	0	0	0	0	0	0	0	1-10	0
06:45 AM	0	0	0	0	0	0	0	0	0	0	0	0	0	0	0	1-10	0
07:00 AM	0	0	0	0	0	0	0	0	0	0	0	0	0	0	0	1-10	0
07:15 AM	0	0	0	0	0	0	0	0	0	0	0	0	0	0	0	1-10	0
07:30 AM	2	0	0	0	0	0	0	0	0	0	0	0	0	0	2	1-10	1
07:45 AM	1	0	0	0	0	0	0	0	0	0	0	0	0	0	1	1-10	1
08:00 AM	0	0	0	0	0	0	0	0	0	0	0	0	0	0	0	1-10	0
08:15 AM	0	1	0	0	0	0	0	0	0	0	0	0	0	0	1	11-20	1
08:30 AM	2	0	0	1	0	0	0	0	0	0	0	0	0	0	3	1-10	1
08:45 AM	2	1	0	0	0	0	0	0	0	0	0	0	0	0	3	11-20	2
09:00 AM	0	1	0	0	0	0	0	0	0	0	0	0	0	0	1	11-20	1
09:15 AM	2	0	0	0	0	0	0	0	0	0	0	0	0	0	2	1-10	1
09:30 AM	0	0	0	0	0	0	0	0	0	0	0	0	0	0	0	1-10	0
09:45 AM	0	0	0	0	0	0	0	0	0	0	0	0	0	0	0	1-10	0
10:00 AM	0	0	0	0	0	0	0	0	0	0	0	0	0	0	0	1-10	0
10:15 AM	2	0	0	0	0	0	0	0	0	0	0	0	0	0	2	1-10	1
10:30 AM	0	0	0	0	0	0	0	0	0	0	0	0	0	0	0	1-10	0
10:45 AM	0	0	0	1	0	0	0	0	0	0	0	0	0	0	1	21-30	1
11:00 AM	2	1	0	0	0	0	0	0	0	0	0	0	0	0	3	11-20	2
11:15 AM	0	0	0	0	0	0	0	0	0	0	0	0	0	0	0	1-10	0
11:30 AM	0	1	0	0	0	0	0	0	0	0	0	0	0	0	1	11-20	1
11:45 AM	0	0	0	0	0	0	0	0	0	0	0	0	0	0	0	1-10	0
<b>Day Total Percent</b>																	
<b>AM Peak 15-min Vol</b>																	
<b>PM Peak 15-min Vol</b>																	
<i>Comments:</i>																	

Type of report: Tube Count - Speed Data

**LOCATION:** SB SE 29th Ave N of SE Boyd St **QC JOB #:** 15923830  
**SPECIFIC LOCATION:** **DIRECTION:** SB  
**CITY/STATE:** Milwaukie, OR **DATE:** Sep 20 2022

Start Time	1 15	16 20	21 25	26 30	31 35	36 40	41 45	46 50	51 55	56 60	61 65	66 70	71 75	76 999	Total	Pace Speed	Number in Pace
12:00 PM	0	0	0	0	0	0	0	0	0	0	0	0	0	0	0	1-10	0
12:15 PM	0	1	1	0	0	0	0	0	0	0	0	0	0	0	2	16-25	2
12:30 PM	1	0	0	0	0	0	0	0	0	0	0	0	0	0	1	1-10	1
12:45 PM	0	0	0	0	0	0	0	0	0	0	0	0	0	0	0	1-10	0
01:00 PM	2	0	0	0	0	0	0	0	0	0	0	0	0	0	2	1-10	1
01:15 PM	1	2	0	0	0	0	0	0	0	0	0	0	0	0	3	11-20	2
01:30 PM	0	0	1	0	0	0	0	0	0	0	0	0	0	0	1	16-25	1
01:45 PM	1	1	0	0	0	0	0	0	0	0	0	0	0	0	2	11-20	1
02:00 PM	2	0	0	0	0	0	0	0	0	0	0	0	0	0	2	1-10	1
02:15 PM	0	2	0	0	0	0	0	0	0	0	0	0	0	0	2	11-20	2
02:30 PM	0	1	1	0	0	0	0	0	0	0	0	0	0	0	2	16-25	2
02:45 PM	1	1	0	0	0	0	0	0	0	0	0	0	0	0	2	11-20	1
03:00 PM	0	0	0	0	0	0	0	0	0	0	0	0	0	0	0	1-10	0
03:15 PM	7	1	0	0	0	0	0	0	0	0	0	0	0	0	8	1-10	5
03:30 PM	2	0	0	0	0	0	0	0	0	0	0	0	0	0	2	1-10	1
03:45 PM	1	0	0	0	0	0	0	0	0	0	0	0	0	0	1	1-10	1
04:00 PM	1	0	0	0	0	0	0	0	0	0	0	0	0	0	1	1-10	1
04:15 PM	2	0	0	0	0	0	0	0	0	0	0	0	0	0	2	1-10	1
04:30 PM	0	0	0	0	0	0	0	0	0	0	0	0	0	0	0	1-10	0
04:45 PM	1	0	0	0	0	0	0	0	0	0	0	0	0	0	1	1-10	1
05:00 PM	2	0	0	0	0	0	0	0	0	0	0	0	0	0	2	1-10	1
05:15 PM	1	0	1	0	0	0	0	0	0	0	0	0	0	0	2	16-25	1
05:30 PM	0	1	0	0	0	0	0	0	0	0	0	0	0	0	1	11-20	1
05:45 PM	0	0	0	0	0	0	0	0	0	0	0	0	0	0	0	1-10	0
<b>Day Total Percent</b>																	
<b>AM Peak 15-min Vol</b>																	
<b>PM Peak 15-min Vol</b>																	
<i>Comments:</i>																	

Type of report: Tube Count - Speed Data

LOCATION: SB SE 29th Ave N of SE Boyd St														QC JOB #: 15923830			
SPECIFIC LOCATION:														DIRECTION: SB			
CITY/STATE: Milwaukie, OR														DATE: Sep 20 2022			
Start Time	1 15	16 20	21 25	26 30	31 35	36 40	41 45	46 50	51 55	56 60	61 65	66 70	71 75	76 999	Total	Pace Speed	Number in Pace
06:00 PM	1	0	0	0	0	0	0	0	0	0	0	0	0	0	1	1-10	1
06:15 PM	2	1	0	0	0	0	0	0	0	0	0	0	0	0	3	11-20	2
06:30 PM	2	0	0	0	0	0	0	0	0	0	0	0	0	0	2	1-10	1
06:45 PM	0	0	0	0	0	0	0	0	0	0	0	0	0	0	0	1-10	0
07:00 PM	3	0	0	0	0	0	0	0	0	0	0	0	0	0	3	1-10	2
07:15 PM	5	1	0	0	0	0	0	0	0	0	0	0	0	0	6	1-10	3
07:30 PM	1	0	0	0	0	0	0	0	0	0	0	0	0	0	1	1-10	1
07:45 PM	0	0	0	0	0	0	0	0	0	0	0	0	0	0	0	1-10	0
08:00 PM	0	0	0	0	0	0	0	0	0	0	0	0	0	0	0	1-10	0
08:15 PM	0	0	0	0	0	0	0	0	0	0	0	0	0	0	0	1-10	0
08:30 PM	0	0	0	0	0	0	0	0	0	0	0	0	0	0	0	1-10	0
08:45 PM	0	0	0	0	0	0	0	0	0	0	0	0	0	0	0	1-10	0
09:00 PM	0	0	0	0	0	0	0	0	0	0	0	0	0	0	0	1-10	0
09:15 PM	0	0	0	0	0	0	0	0	0	0	0	0	0	0	0	1-10	0
09:30 PM	0	0	0	0	0	0	0	0	0	0	0	0	0	0	0	1-10	0
09:45 PM	0	0	0	0	0	0	0	0	0	0	0	0	0	0	0	1-10	0
10:00 PM	0	0	0	0	0	0	0	0	0	0	0	0	0	0	0	1-10	0
10:15 PM	0	0	0	0	0	0	0	0	0	0	0	0	0	0	0	1-10	0
10:30 PM	0	0	0	0	0	0	0	0	0	0	0	0	0	0	0	1-10	0
10:45 PM	0	1	0	0	0	0	0	0	0	0	0	0	0	0	1	11-20	1
11:00 PM	0	0	0	0	0	0	0	0	0	0	0	0	0	0	0	1-10	0
11:15 PM	0	0	0	0	0	0	0	0	0	0	0	0	0	0	0	1-10	0
11:30 PM	0	1	0	0	0	0	0	0	0	0	0	0	0	0	1	11-20	1
11:45 PM	0	0	0	0	0	0	0	0	0	0	0	0	0	0	0	1-10	0
<b>Day Total</b>	54	19	5	2	0	0	0	0	0	0	0	0	0	0	80	11-20	37
<b>Percent</b>	67.5%	23.8%	6.3%	2.5%	0%	0%	0%	0%	0%	0%	0%	0%	0%	0%			
<b>AM Peak 15-min Vol</b>	7:30 AM 2	8:15 AM 1	6:00 AM 1	8:30 AM 1	12:00 AM 0	12:00 AM 0	12:00 AM 0	12:00 AM 0	12:00 AM 0	12:00 AM 0	12:00 AM 0	12:00 AM 0	12:00 AM 0	12:00 AM 0	8:30 AM 3		
<b>PM Peak 15-min Vol</b>	3:15 PM 7	1:15 PM 2	12:15 PM 1	12:00 PM 0	12:00 PM 0	12:00 PM 0	12:00 PM 0	12:00 PM 0	12:00 PM 0	12:00 PM 0	12:00 PM 0	12:00 PM 0	12:00 PM 0	12:00 PM 0	3:15 PM 8		
<i>Comments:</i>																	

Type of report: Tube Count - Speed Data

**SUMMARY - Tube Count - Speed Data**

<b>LOCATION:</b> SB SE 29th Ave N of SE Boyd St														<b>QC JOB #:</b> 15923830			
<b>SPECIFIC LOCATION:</b>														<b>DIRECTION:</b> SB			
<b>CITY/STATE:</b> Milwaukie, OR														<b>DATE:</b> Sep 20 2022			
Speed Range	1 15	16 20	21 25	26 30	31 35	36 40	41 45	46 50	51 55	56 60	61 65	66 70	71 75	76 999	Total	Pace Speed	Number in Pace
<b>Grand Total</b>	54	19	5	2	0	0	0	0	0	0	0	0	0	0	80	11-20	37
<b>Percent</b>	67.5%	23.8%	6.3%	2.5%	0%	0%	0%	0%	0%	0%	0%	0%	0%	0%			
<b>Cumulative Percent</b>	67.5%	91.3%	97.5%	100%	100%	100%	100%	100%	100%	100%	100%	100%	100%	100%			
<b>ADT</b> 80															<b>85th Percentile:</b> 18 MPH <b>Mean Speed(Average):</b> 11 MPH <b>Median:</b> 11 MPH <b>Mode:</b> 8 MPH		
<i>Comments:</i>																	

Report generated on 10/10/2022 3:09 PM

SOURCE: Quality Counts, LLC (<http://www.qualitycounts.net>)



Type of report: Tube Count - Speed Data

**LOCATION:** WB SE Boyd St E of SE 29th Ave **QC JOB #:** 15923831  
**SPECIFIC LOCATION:** **DIRECTION:** WB  
**CITY/STATE:** Milwaukie, OR **DATE:** Sep 20 2022

Start Time	1 15	16 20	21 25	26 30	31 35	36 40	41 45	46 50	51 55	56 60	61 65	66 70	71 75	76 999	Total	Pace Speed	Number in Pace
12:00 AM	0	0	0	0	0	0	0	0	0	0	0	0	0	0	0	1-10	0
12:15 AM	0	0	0	0	0	0	0	0	0	0	0	0	0	0	0	1-10	0
12:30 AM	0	0	0	0	0	0	0	0	0	0	0	0	0	0	0	1-10	0
12:45 AM	0	0	0	0	0	0	0	0	0	0	0	0	0	0	0	1-10	0
01:00 AM	0	0	0	0	0	0	0	0	0	0	0	0	0	0	0	1-10	0
01:15 AM	0	0	0	0	0	0	0	0	0	0	0	0	0	0	0	1-10	0
01:30 AM	0	0	0	0	0	0	0	0	0	0	0	0	0	0	0	1-10	0
01:45 AM	0	0	0	0	0	0	0	0	0	0	0	0	0	0	0	1-10	0
02:00 AM	0	0	1	0	0	0	0	0	0	0	0	0	0	0	1	16-25	1
02:15 AM	0	0	0	0	0	0	0	0	0	0	0	0	0	0	0	1-10	0
02:30 AM	0	0	0	0	0	0	0	0	0	0	0	0	0	0	0	1-10	0
02:45 AM	0	0	0	0	0	0	0	0	0	0	0	0	0	0	0	1-10	0
03:00 AM	0	0	0	0	0	0	0	0	0	0	0	0	0	0	0	1-10	0
03:15 AM	0	0	0	0	0	0	0	0	0	0	0	0	0	0	0	1-10	0
03:30 AM	0	0	0	0	0	0	0	0	0	0	0	0	0	0	0	1-10	0
03:45 AM	0	0	0	0	0	0	0	0	0	0	0	0	0	0	0	1-10	0
04:00 AM	0	0	0	0	0	0	0	0	0	0	0	0	0	0	0	1-10	0
04:15 AM	0	0	0	0	1	0	0	0	0	0	0	0	0	0	1	26-35	1
04:30 AM	0	0	0	0	0	0	0	0	0	0	0	0	0	0	0	1-10	0
04:45 AM	0	0	0	0	0	0	0	0	0	0	0	0	0	0	0	1-10	0
05:00 AM	0	0	0	0	0	0	0	0	0	0	0	0	0	0	0	1-10	0
05:15 AM	0	0	0	0	0	0	0	0	0	0	0	0	0	0	0	1-10	0
05:30 AM	0	0	0	0	0	0	0	0	0	0	0	0	0	0	0	1-10	0
05:45 AM	0	0	0	0	0	0	0	0	0	0	0	0	0	0	0	1-10	0
<b>Day Total Percent</b>																	
<b>AM Peak 15-min Vol</b>																	
<b>PM Peak 15-min Vol</b>																	
<i>Comments:</i>																	



Type of report: Tube Count - Speed Data

**LOCATION:** WB SE Boyd St E of SE 29th Ave **QC JOB #:** 15923831  
**SPECIFIC LOCATION:** **DIRECTION:** WB  
**CITY/STATE:** Milwaukie, OR **DATE:** Sep 20 2022

Start Time	1 15	16 20	21 25	26 30	31 35	36 40	41 45	46 50	51 55	56 60	61 65	66 70	71 75	76 999	Total	Pace Speed	Number in Pace
06:00 AM	0	0	0	0	0	0	0	0	0	0	0	0	0	0	0	1-10	0
06:15 AM	0	0	0	0	0	0	0	0	0	0	0	0	0	0	0	1-10	0
06:30 AM	0	0	0	0	0	0	0	0	0	0	0	0	0	0	0	1-10	0
06:45 AM	0	0	0	0	0	0	0	0	0	0	0	0	0	0	0	1-10	0
07:00 AM	0	0	0	0	0	0	0	0	0	0	0	0	0	0	0	1-10	0
07:15 AM	0	0	0	0	0	0	0	0	0	0	0	0	0	0	0	1-10	0
07:30 AM	0	1	1	0	0	0	0	0	0	0	0	0	0	0	2	16-25	2
07:45 AM	0	0	0	0	0	0	0	0	0	0	0	0	0	0	0	1-10	0
08:00 AM	0	0	0	0	0	0	0	0	0	0	0	0	0	0	0	1-10	0
08:15 AM	0	0	1	0	0	0	0	0	0	0	0	0	0	0	1	16-25	1
08:30 AM	0	0	0	0	0	0	0	0	0	0	0	0	0	0	0	1-10	0
08:45 AM	0	0	1	0	0	0	0	0	0	0	0	0	0	0	1	16-25	1
09:00 AM	0	1	2	1	0	0	0	0	0	0	0	0	0	0	4	21-30	3
09:15 AM	0	0	1	0	0	0	0	0	0	0	0	0	0	0	1	16-25	1
09:30 AM	0	2	1	0	0	0	0	0	0	0	0	0	0	0	3	16-25	3
09:45 AM	0	2	0	0	0	0	0	0	0	0	0	0	0	0	2	11-20	2
10:00 AM	0	0	1	0	0	0	0	0	0	0	0	0	0	0	1	16-25	1
10:15 AM	0	0	0	0	0	0	0	0	0	0	0	0	0	0	0	1-10	0
10:30 AM	0	1	1	0	0	0	0	0	0	0	0	0	0	0	2	16-25	2
10:45 AM	0	0	1	0	0	0	0	0	0	0	0	0	0	0	1	16-25	1
11:00 AM	0	0	1	1	0	0	0	0	0	0	0	0	0	0	2	21-30	2
11:15 AM	0	1	1	0	1	0	0	0	0	0	0	0	0	0	3	16-25	2
11:30 AM	0	0	0	0	0	0	0	0	0	0	0	0	0	0	0	1-10	0
11:45 AM	0	1	1	0	0	0	0	0	0	0	0	0	0	0	2	16-25	2
<b>Day Total Percent</b>																	
<b>AM Peak 15-min Vol</b>																	
<b>PM Peak 15-min Vol</b>																	
<i>Comments:</i>																	

Type of report: Tube Count - Speed Data

**LOCATION:** WB SE Boyd St E of SE 29th Ave **QC JOB #:** 15923831  
**SPECIFIC LOCATION:** **DIRECTION:** WB  
**CITY/STATE:** Milwaukie, OR **DATE:** Sep 20 2022

Start Time	1 15	16 20	21 25	26 30	31 35	36 40	41 45	46 50	51 55	56 60	61 65	66 70	71 75	76 999	Total	Pace Speed	Number in Pace
12:00 PM	0	1	0	0	0	0	0	0	0	0	0	0	0	0	1	11-20	1
12:15 PM	0	1	0	0	0	0	0	0	0	0	0	0	0	0	1	11-20	1
12:30 PM	2	1	0	0	0	0	0	0	0	0	0	0	0	0	3	11-20	2
12:45 PM	0	0	0	0	0	0	0	0	0	0	0	0	0	0	0	1-10	0
01:00 PM	0	2	0	0	0	0	0	0	0	0	0	0	0	0	2	11-20	2
01:15 PM	0	1	1	0	0	0	0	0	0	0	0	0	0	0	2	16-25	2
01:30 PM	0	1	1	0	0	0	0	0	0	0	0	0	0	0	2	16-25	2
01:45 PM	0	0	1	0	0	0	0	0	0	0	0	0	0	0	1	16-25	1
02:00 PM	0	0	2	0	0	0	0	0	0	0	0	0	0	0	2	16-25	2
02:15 PM	0	1	0	0	0	0	0	0	0	0	0	0	0	0	1	11-20	1
02:30 PM	0	1	0	0	0	0	0	0	0	0	0	0	0	0	1	11-20	1
02:45 PM	0	1	1	0	0	0	0	0	0	0	0	0	0	0	2	16-25	2
03:00 PM	1	0	0	0	0	0	0	0	0	0	0	0	0	0	1	1-10	1
03:15 PM	0	2	1	0	0	0	0	0	0	0	0	0	0	0	3	16-25	3
03:30 PM	0	3	4	0	0	0	0	0	0	0	0	0	0	0	7	16-25	7
03:45 PM	1	1	1	0	0	0	0	0	0	0	0	0	0	0	3	16-25	2
04:00 PM	0	2	2	0	0	0	0	0	0	0	0	0	0	0	4	16-25	4
04:15 PM	0	2	6	0	0	0	0	0	0	0	0	0	0	0	8	16-25	8
04:30 PM	1	0	3	0	0	0	0	0	0	0	0	0	0	0	4	16-25	3
04:45 PM	1	0	1	0	0	0	0	0	0	0	0	0	0	0	2	16-25	1
05:00 PM	0	1	0	0	0	0	0	0	0	0	0	0	0	0	1	11-20	1
05:15 PM	0	1	1	0	0	0	0	0	0	0	0	0	0	0	2	16-25	2
05:30 PM	0	1	0	1	0	0	0	0	0	0	0	0	0	0	2	11-20	1
05:45 PM	0	2	0	0	0	0	0	0	0	0	0	0	0	0	2	11-20	2
<b>Day Total Percent</b>																	
<b>AM Peak 15-min Vol</b>																	
<b>PM Peak 15-min Vol</b>																	
<i>Comments:</i>																	

Type of report: Tube Count - Speed Data

LOCATION: WB SE Boyd St E of SE 29th Ave															QC JOB #: 15923831		
SPECIFIC LOCATION:															DIRECTION: WB		
CITY/STATE: Milwaukie, OR															DATE: Sep 20 2022		
Start Time	15	16 20	21 25	26 30	31 35	36 40	41 45	46 50	51 55	56 60	61 65	66 70	71 75	76 999	Total	Pace Speed	Number in Pace
06:00 PM	0	1	1	1	0	0	0	0	0	0	0	0	0	0	3	16-25	2
06:15 PM	0	1	1	0	0	0	0	0	0	0	0	0	0	0	2	16-25	2
06:30 PM	0	1	0	0	0	0	0	0	0	0	0	0	0	0	1	11-20	1
06:45 PM	0	3	0	0	0	0	0	0	0	0	0	0	0	0	3	11-20	3
07:00 PM	0	4	1	0	0	0	0	0	0	0	0	0	0	0	5	16-25	5
07:15 PM	1	3	1	0	0	0	0	0	0	0	0	0	0	0	5	16-25	4
07:30 PM	0	0	0	0	0	0	0	0	0	0	0	0	0	0	0	1-10	0
07:45 PM	0	0	0	0	0	0	0	0	0	0	0	0	0	0	0	1-10	0
08:00 PM	0	1	0	0	0	0	0	0	0	0	0	0	0	0	1	11-20	1
08:15 PM	0	0	1	0	0	0	0	0	0	0	0	0	0	0	1	16-25	1
08:30 PM	0	0	0	0	0	0	0	0	0	0	0	0	0	0	0	1-10	0
08:45 PM	0	1	0	0	0	0	0	0	0	0	0	0	0	0	1	11-20	1
09:00 PM	0	0	0	1	0	0	0	0	0	0	0	0	0	0	1	21-30	1
09:15 PM	0	0	0	0	0	0	0	0	0	0	0	0	0	0	0	1-10	0
09:30 PM	0	0	0	0	0	0	0	0	0	0	0	0	0	0	0	1-10	0
09:45 PM	0	0	0	0	0	0	0	0	0	0	0	0	0	0	0	1-10	0
10:00 PM	0	1	0	0	0	0	0	0	0	0	0	0	0	0	1	11-20	1
10:15 PM	0	0	0	0	0	0	0	0	0	0	0	0	0	0	0	1-10	0
10:30 PM	0	0	0	0	0	0	0	0	0	0	0	0	0	0	0	1-10	0
10:45 PM	0	0	1	0	0	0	0	0	0	0	0	0	0	0	1	16-25	1
11:00 PM	0	1	0	0	0	0	0	0	0	0	0	0	0	0	1	11-20	1
11:15 PM	0	0	0	0	0	0	0	0	0	0	0	0	0	0	0	1-10	0
11:30 PM	0	0	0	0	0	0	0	0	0	0	0	0	0	0	0	1-10	0
11:45 PM	0	0	0	0	0	0	0	0	0	0	0	0	0	0	0	1-10	0
<b>Day Total</b>	7	51	45	5	2	0	0	0	0	0	0	0	0	0	110	16-25	96
<b>Percent</b>	6.4%	46.4%	40.9%	4.5%	1.8%	0%	0%	0%	0%	0%	0%	0%	0%	0%			
<b>AM Peak 15-min Vol</b>	12:00 AM	9:30 AM	9:00 AM	9:00 AM	4:15 AM	12:00 AM	12:00 AM	12:00 AM	12:00 AM	12:00 AM	12:00 AM	12:00 AM	12:00 AM	12:00 AM	9:00 AM		
	0	2	2	1	1	0	0	0	0	0	0	0	0	0	4		
<b>PM Peak 15-min Vol</b>	12:30 PM	7:00 PM	4:15 PM	5:30 PM	12:00 PM	12:00 PM	12:00 PM	12:00 PM	12:00 PM	12:00 PM	12:00 PM	12:00 PM	12:00 PM	12:00 PM	4:15 PM		
	2	4	6	1	0	0	0	0	0	0	0	0	0	0	8		
<i>Comments:</i>																	

Type of report: Tube Count - Speed Data

**SUMMARY - Tube Count - Speed Data**

<b>LOCATION:</b> WB SE Boyd St E of SE 29th Ave														<b>QC JOB #:</b> 15923831			
<b>SPECIFIC LOCATION:</b>														<b>DIRECTION:</b> WB			
<b>CITY/STATE:</b> Milwaukie, OR														<b>DATE:</b> Sep 20 2022			
Speed Range	1 15	16 20	21 25	26 30	31 35	36 40	41 45	46 50	51 55	56 60	61 65	66 70	71 75	76 999	Total	Pace Speed	Number in Pace
<b>Grand Total</b>	7	51	45	5	2	0	0	0	0	0	0	0	0	0	110	16-25	96
<b>Percent</b>	6.4%	46.4%	40.9%	4.5%	1.8%	0%	0%	0%	0%	0%	0%	0%	0%	0%			
<b>Cumulative Percent</b>	6.4%	52.7%	93.6%	98.2%	100%	100%	100%	100%	100%	100%	100%	100%	100%	100%			
<b>ADT 110</b>															<b>85th Percentile:</b> 23 MPH <b>Mean Speed(Average):</b> 19 MPH <b>Median:</b> 19 MPH <b>Mode:</b> 18 MPH		
<i>Comments:</i>																	

Report generated on 10/10/2022 3:09 PM

SOURCE: Quality Counts, LLC (<http://www.qualitycounts.net>)



Type of report: Tube Count - Speed Data

LOCATION: NB SE 29th Ave S of SE Roswell St															QC JOB #: 15923832		
SPECIFIC LOCATION:															DIRECTION: NB		
CITY/STATE: Milwaukie, OR															DATE: Sep 20 2022		
Start Time	1 15	16 20	21 25	26 30	31 35	36 40	41 45	46 50	51 55	56 60	61 65	66 70	71 75	76 999	Total	Pace Speed	Number in Pace
12:00 AM	0	0	0	0	0	0	0	0	0	0	0	0	0	0	0	1-10	0
12:15 AM	0	0	0	0	0	0	0	0	0	0	0	0	0	0	0	1-10	0
12:30 AM	0	0	0	0	0	0	0	0	0	0	0	0	0	0	0	1-10	0
12:45 AM	0	0	0	0	0	0	0	0	0	0	0	0	0	0	0	1-10	0
01:00 AM	0	0	0	0	0	0	0	0	0	0	0	0	0	0	0	1-10	0
01:15 AM	0	0	0	0	0	0	0	0	0	0	0	0	0	0	0	1-10	0
01:30 AM	0	0	0	0	0	0	0	0	0	0	0	0	0	0	0	1-10	0
01:45 AM	0	0	0	0	0	0	0	0	0	0	0	0	0	0	0	1-10	0
02:00 AM	0	0	1	0	0	0	0	0	0	0	0	0	0	0	1	16-25	1
02:15 AM	0	0	0	0	0	0	0	0	0	0	0	0	0	0	0	1-10	0
02:30 AM	0	0	0	0	0	0	0	0	0	0	0	0	0	0	0	1-10	0
02:45 AM	0	0	0	0	0	0	0	0	0	0	0	0	0	0	0	1-10	0
03:00 AM	0	0	0	0	0	0	0	0	0	0	0	0	0	0	0	1-10	0
03:15 AM	0	0	0	0	0	0	0	0	0	0	0	0	0	0	0	1-10	0
03:30 AM	0	0	0	0	0	0	0	0	0	0	0	0	0	0	0	1-10	0
03:45 AM	0	0	0	0	0	0	0	0	0	0	0	0	0	0	0	1-10	0
04:00 AM	0	0	0	0	0	0	0	0	0	0	0	0	0	0	0	1-10	0
04:15 AM	0	1	0	0	0	0	0	0	0	0	0	0	0	0	1	11-20	1
04:30 AM	0	0	0	0	0	0	0	0	0	0	0	0	0	0	0	1-10	0
04:45 AM	0	0	0	0	0	0	0	0	0	0	0	0	0	0	0	1-10	0
05:00 AM	0	0	0	0	0	0	0	0	0	0	0	0	0	0	0	1-10	0
05:15 AM	0	0	0	0	0	0	0	0	0	0	0	0	0	0	0	1-10	0
05:30 AM	0	0	0	0	0	0	0	0	0	0	0	0	0	0	0	1-10	0
05:45 AM	0	0	0	0	0	0	0	0	0	0	0	0	0	0	0	1-10	0
Day Total Percent																	
AM Peak 15-min Vol																	
PM Peak 15-min Vol																	
<i>Comments:</i>																	

Type of report: Tube Count - Speed Data

LOCATION: NB SE 29th Ave S of SE Roswell St															QC JOB #: 15923832		
SPECIFIC LOCATION:															DIRECTION: NB		
CITY/STATE: Milwaukie, OR															DATE: Sep 20 2022		
Start Time	1 15	16 20	21 25	26 30	31 35	36 40	41 45	46 50	51 55	56 60	61 65	66 70	71 75	76 999	Total	Pace Speed	Number in Pace
06:00 AM	1	0	0	0	0	0	0	0	0	0	0	0	0	0	1	1-10	1
06:15 AM	1	0	0	0	0	0	0	0	0	0	0	0	0	0	1	1-10	1
06:30 AM	0	0	0	0	0	0	0	0	0	0	0	0	0	0	0	1-10	0
06:45 AM	0	0	0	0	0	0	0	0	0	0	0	0	0	0	0	1-10	0
07:00 AM	1	0	0	0	0	0	0	0	0	0	0	0	0	0	1	1-10	1
07:15 AM	1	1	0	0	0	0	0	0	0	0	0	0	0	0	2	11-20	1
07:30 AM	0	0	0	0	0	0	0	0	0	0	0	0	0	0	0	1-10	0
07:45 AM	0	0	0	0	0	0	0	0	0	0	0	0	0	0	0	1-10	0
08:00 AM	0	1	0	0	0	0	0	0	0	0	0	0	0	0	1	11-20	1
08:15 AM	0	0	0	0	0	0	0	0	0	0	0	0	0	0	0	1-10	0
08:30 AM	1	0	1	0	0	0	0	0	0	0	0	0	0	0	2	16-25	1
08:45 AM	0	0	0	0	0	0	0	0	0	0	0	0	0	0	0	1-10	0
09:00 AM	0	0	0	0	0	0	0	0	0	0	0	0	0	0	0	1-10	0
09:15 AM	0	0	0	0	0	0	0	0	0	0	0	0	0	0	0	1-10	0
09:30 AM	0	1	0	0	0	0	0	0	0	0	0	0	0	0	1	11-20	1
09:45 AM	1	0	0	0	0	0	0	0	0	0	0	0	0	0	1	1-10	1
10:00 AM	0	0	0	0	0	0	0	0	0	0	0	0	0	0	0	1-10	0
10:15 AM	0	0	0	0	0	0	0	0	0	0	0	0	0	0	0	1-10	0
10:30 AM	0	0	0	0	0	0	0	0	0	0	0	0	0	0	0	1-10	0
10:45 AM	0	0	0	0	0	0	0	0	0	0	0	0	0	0	0	1-10	0
11:00 AM	0	0	0	0	0	0	0	0	0	0	0	0	0	0	0	1-10	0
11:15 AM	0	1	0	0	0	0	0	0	0	0	0	0	0	0	1	11-20	1
11:30 AM	0	0	0	0	0	0	0	0	0	0	0	0	0	0	0	1-10	0
11:45 AM	0	0	0	0	0	0	0	0	0	0	0	0	0	0	0	1-10	0
<b>Day Total</b>																	
<b>Percent</b>																	
<b>AM Peak</b>																	
<b>15-min Vol</b>																	
<b>PM Peak</b>																	
<b>15-min Vol</b>																	
<i>Comments:</i>																	

Type of report: Tube Count - Speed Data

**LOCATION:** NB SE 29th Ave S of SE Roswell St **QC JOB #:** 15923832  
**SPECIFIC LOCATION:** **DIRECTION:** NB  
**CITY/STATE:** Milwaukie, OR **DATE:** Sep 20 2022

Start Time	1 15	16 20	21 25	26 30	31 35	36 40	41 45	46 50	51 55	56 60	61 65	66 70	71 75	76 999	Total	Pace Speed	Number in Pace
12:00 PM	1	1	0	0	0	0	0	0	0	0	0	0	0	0	2	11-20	1
12:15 PM	1	1	0	0	0	0	0	0	0	0	0	0	0	0	2	11-20	1
12:30 PM	0	0	0	0	0	0	0	0	0	0	0	0	0	0	0	1-10	0
12:45 PM	1	0	0	0	0	0	0	0	0	0	0	0	0	0	1	1-10	1
01:00 PM	0	1	0	0	0	0	0	0	0	0	0	0	0	0	1	11-20	1
01:15 PM	0	0	0	0	0	0	0	0	0	0	0	0	0	0	0	1-10	0
01:30 PM	1	1	0	0	0	0	0	0	0	0	0	0	0	0	2	11-20	1
01:45 PM	0	0	0	0	0	0	0	0	0	0	0	0	0	0	0	1-10	0
02:00 PM	0	1	0	0	0	0	0	0	0	0	0	0	0	0	1	11-20	1
02:15 PM	1	1	0	0	0	0	0	0	0	0	0	0	0	0	2	11-20	1
02:30 PM	0	0	0	0	0	0	0	0	0	0	0	0	0	0	0	1-10	0
02:45 PM	2	1	0	0	0	0	0	0	0	0	0	0	0	0	3	11-20	2
03:00 PM	0	1	1	0	0	0	0	0	0	0	0	0	0	0	2	16-25	2
03:15 PM	2	0	0	0	0	0	0	0	0	0	0	0	0	0	2	1-10	1
03:30 PM	0	0	0	0	0	0	0	0	0	0	0	0	0	0	0	1-10	0
03:45 PM	0	1	0	0	0	0	0	0	0	0	0	0	0	0	1	11-20	1
04:00 PM	0	1	0	0	0	0	0	0	0	0	0	0	0	0	1	11-20	1
04:15 PM	3	1	0	0	0	0	0	0	0	0	0	0	0	0	4	1-10	2
04:30 PM	1	0	0	0	0	0	0	0	0	0	0	0	0	0	1	1-10	1
04:45 PM	0	0	0	0	0	0	0	0	0	0	0	0	0	0	0	1-10	0
05:00 PM	0	0	0	0	0	0	0	0	0	0	0	0	0	0	0	1-10	0
05:15 PM	0	0	0	0	0	0	0	0	0	0	0	0	0	0	0	1-10	0
05:30 PM	0	0	0	0	0	0	0	0	0	0	0	0	0	0	0	1-10	0
05:45 PM	0	0	0	0	0	0	0	0	0	0	0	0	0	0	0	1-10	0
<b>Day Total Percent</b>																	
<b>AM Peak 15-min Vol</b>																	
<b>PM Peak 15-min Vol</b>																	
<i>Comments:</i>																	

Type of report: Tube Count - Speed Data

LOCATION: NB SE 29th Ave S of SE Roswell St														QC JOB #: 15923832			
SPECIFIC LOCATION:														DIRECTION: NB			
CITY/STATE: Milwaukie, OR														DATE: Sep 20 2022			
Start Time	1 15	16 20	21 25	26 30	31 35	36 40	41 45	46 50	51 55	56 60	61 65	66 70	71 75	76 999	Total	Pace Speed	Number in Pace
06:00 PM	0	0	0	0	0	0	0	0	0	0	0	0	0	0	0	1-10	0
06:15 PM	2	1	0	0	0	0	0	0	0	0	0	0	0	0	3	11-20	2
06:30 PM	3	0	0	0	0	0	0	0	0	0	0	0	0	0	3	1-10	2
06:45 PM	1	0	0	0	0	0	0	0	0	0	0	0	0	0	1	1-10	1
07:00 PM	1	0	0	0	0	0	0	0	0	0	0	0	0	0	1	1-10	1
07:15 PM	2	1	1	0	0	0	0	0	0	0	0	0	0	0	4	16-25	2
07:30 PM	1	0	0	0	0	0	0	0	0	0	0	0	0	0	1	1-10	1
07:45 PM	0	0	0	0	0	0	0	0	0	0	0	0	0	0	0	1-10	0
08:00 PM	0	0	0	0	0	0	0	0	0	0	0	0	0	0	0	1-10	0
08:15 PM	0	0	1	0	0	0	0	0	0	0	0	0	0	0	1	16-25	1
08:30 PM	0	1	0	0	0	0	0	0	0	0	0	0	0	0	1	11-20	1
08:45 PM	0	0	0	0	0	0	0	0	0	0	0	0	0	0	0	1-10	0
09:00 PM	0	0	0	0	0	0	0	0	0	0	0	0	0	0	0	1-10	0
09:15 PM	0	0	0	0	0	0	0	0	0	0	0	0	0	0	0	1-10	0
09:30 PM	0	0	0	0	0	0	0	0	0	0	0	0	0	0	0	1-10	0
09:45 PM	0	0	0	0	0	0	0	0	0	0	0	0	0	0	0	1-10	0
10:00 PM	0	0	0	0	0	0	0	0	0	0	0	0	0	0	0	1-10	0
10:15 PM	0	0	0	0	0	0	0	0	0	0	0	0	0	0	0	1-10	0
10:30 PM	0	0	0	0	0	0	0	0	0	0	0	0	0	0	0	1-10	0
10:45 PM	0	0	0	0	0	0	0	0	0	0	0	0	0	0	0	1-10	0
11:00 PM	0	0	0	0	0	0	0	0	0	0	0	0	0	0	0	1-10	0
11:15 PM	0	0	0	0	0	0	0	0	0	0	0	0	0	0	0	1-10	0
11:30 PM	0	0	0	0	0	0	0	0	0	0	0	0	0	0	0	1-10	0
11:45 PM	0	0	0	0	0	0	0	0	0	0	0	0	0	0	0	1-10	0
<b>Day Total</b>	29	19	5	0	0	0	0	0	0	0	0	0	0	0	53	11-20	29
<b>Percent</b>	54.7%	35.8%	9.4%	0%	0%	0%	0%	0%	0%	0%	0%	0%	0%	0%			
<b>AM Peak 15-min Vol</b>	6:00 AM 1	4:15 AM 1	2:00 AM 1	12:00 AM 0	12:00 AM 0	12:00 AM 0	12:00 AM 0	12:00 AM 0	12:00 AM 0	12:00 AM 0	12:00 AM 0	12:00 AM 0	12:00 AM 0	12:00 AM 0	7:15 AM 2		
<b>PM Peak 15-min Vol</b>	4:15 PM 3	12:00 PM 1	3:00 PM 1	12:00 PM 0	12:00 PM 0	12:00 PM 0	12:00 PM 0	12:00 PM 0	12:00 PM 0	12:00 PM 0	12:00 PM 0	12:00 PM 0	12:00 PM 0	12:00 PM 0	4:15 PM 4		
<i>Comments:</i>																	



Type of report: Tube Count - Speed Data

**SUMMARY - Tube Count - Speed Data**

<b>LOCATION:</b> NB SE 29th Ave S of SE Roswell St														<b>QC JOB #:</b> 15923832			
<b>SPECIFIC LOCATION:</b>														<b>DIRECTION:</b> NB			
<b>CITY/STATE:</b> Milwaukie, OR														<b>DATE:</b> Sep 20 2022			
Speed Range	1 15	16 20	21 25	26 30	31 35	36 40	41 45	46 50	51 55	56 60	61 65	66 70	71 75	76 999	Total	Pace Speed	Number in Pace
<b>Grand Total</b>	29	19	5	0	0	0	0	0	0	0	0	0	0	0	53	11-20	29
<b>Percent</b>	54.7%	35.8%	9.4%	0%	0%	0%	0%	0%	0%	0%	0%	0%	0%	0%			
<b>Cumulative Percent</b>	54.7%	90.6%	100%	100%	100%	100%	100%	100%	100%	100%	100%	100%	100%	100%			
<b>ADT</b> 53															<b>85th Percentile:</b> 19 MPH <b>Mean Speed(Average):</b> 13 MPH <b>Median:</b> 13 MPH <b>Mode:</b> 8 MPH		
<i>Comments:</i>																	

Report generated on 10/10/2022 3:09 PM

SOURCE: Quality Counts, LLC (<http://www.qualitycounts.net>)



Type of report: Tube Count - Speed Data

LOCATION: EB SE Roswell St W of SE 29th Ave														QC JOB #: 15923833			
SPECIFIC LOCATION:														DIRECTION: EB			
CITY/STATE: Milwaukie, OR														DATE: Sep 20 2022			
Start Time	1 15	16 20	21 25	26 30	31 35	36 40	41 45	46 50	51 55	56 60	61 65	66 70	71 75	76 999	Total	Pace Speed	Number in Pace
12:00 AM	0	0	0	0	0	0	0	0	0	0	0	0	0	0	0	1-10	0
12:15 AM	0	0	0	0	0	0	0	0	0	0	0	0	0	0	0	1-10	0
12:30 AM	0	0	0	0	0	0	0	0	0	0	0	0	0	0	0	1-10	0
12:45 AM	0	0	0	0	0	0	0	0	0	0	0	0	0	0	0	1-10	0
01:00 AM	0	0	0	0	0	0	0	0	0	0	0	0	0	0	0	1-10	0
01:15 AM	0	0	0	0	0	0	0	0	0	0	0	0	0	0	0	1-10	0
01:30 AM	0	0	0	0	0	0	0	0	0	0	0	0	0	0	0	1-10	0
01:45 AM	0	0	1	0	0	0	0	0	0	0	0	0	0	0	1	16-25	1
02:00 AM	0	0	0	0	0	0	0	0	0	0	0	0	0	0	0	1-10	0
02:15 AM	0	0	0	0	0	0	0	0	0	0	0	0	0	0	0	1-10	0
02:30 AM	0	0	0	0	0	0	0	0	0	0	0	0	0	0	0	1-10	0
02:45 AM	0	0	1	0	0	0	0	0	0	0	0	0	0	0	1	16-25	1
03:00 AM	0	0	0	0	0	0	0	0	0	0	0	0	0	0	0	1-10	0
03:15 AM	0	0	0	0	0	0	0	0	0	0	0	0	0	0	0	1-10	0
03:30 AM	0	0	0	0	0	0	0	0	0	0	0	0	0	0	0	1-10	0
03:45 AM	0	0	0	0	0	0	0	0	0	0	0	0	0	0	0	1-10	0
04:00 AM	0	0	0	0	0	0	0	0	0	0	0	0	0	0	0	1-10	0
04:15 AM	0	0	0	0	0	0	0	0	0	0	0	0	0	0	0	1-10	0
04:30 AM	0	0	0	0	0	0	0	0	0	0	0	0	0	0	0	1-10	0
04:45 AM	0	0	0	0	0	0	0	0	0	0	0	0	0	0	0	1-10	0
05:00 AM	0	0	0	0	0	0	0	0	0	0	0	0	0	0	0	1-10	0
05:15 AM	0	1	0	0	0	0	0	0	0	0	0	0	0	0	1	11-20	1
05:30 AM	2	0	0	0	0	0	0	0	0	0	0	0	0	0	2	1-10	1
05:45 AM	0	0	0	0	0	0	0	0	0	0	0	0	0	0	0	1-10	0
<b>Day Total Percent</b>																	
<b>AM Peak 15-min Vol</b>																	
<b>PM Peak 15-min Vol</b>																	
<i>Comments:</i>																	

Type of report: Tube Count - Speed Data

LOCATION: EB SE Roswell St W of SE 29th Ave														QC JOB #: 15923833			
SPECIFIC LOCATION:														DIRECTION: EB			
CITY/STATE: Milwaukie, OR														DATE: Sep 20 2022			
Start Time	1 15	16 20	21 25	26 30	31 35	36 40	41 45	46 50	51 55	56 60	61 65	66 70	71 75	76 999	Total	Pace Speed	Number in Pace
06:00 AM	0	0	0	0	0	0	0	0	0	0	0	0	0	0	0	1-10	0
06:15 AM	0	2	0	0	0	0	0	0	0	0	0	0	0	0	2	11-20	2
06:30 AM	3	1	0	0	0	0	0	0	0	0	0	0	0	4	1-10	2	
06:45 AM	1	2	0	0	0	0	0	0	0	0	0	0	0	3	11-20	2	
07:00 AM	2	0	0	0	0	0	0	0	0	0	0	0	0	2	1-10	1	
07:15 AM	1	3	0	0	0	0	0	0	0	0	0	0	0	4	11-20	3	
07:30 AM	2	1	0	0	0	0	0	0	0	0	0	0	0	3	11-20	2	
07:45 AM	0	2	1	0	0	0	0	0	0	0	0	0	0	3	16-25	3	
08:00 AM	1	1	0	0	0	0	0	0	0	0	0	0	0	2	11-20	1	
08:15 AM	1	2	0	0	0	0	0	0	0	0	0	0	0	3	11-20	2	
08:30 AM	0	1	0	0	0	0	0	0	0	0	0	0	0	1	11-20	1	
08:45 AM	0	1	0	0	0	0	0	0	0	0	0	0	0	1	11-20	1	
09:00 AM	0	1	0	0	0	0	0	0	0	0	0	0	0	1	11-20	1	
09:15 AM	0	1	0	0	0	0	0	0	0	0	0	0	0	1	11-20	1	
09:30 AM	0	2	0	0	0	0	0	0	0	0	0	0	0	2	11-20	2	
09:45 AM	1	1	0	0	0	0	0	0	0	0	0	0	0	2	11-20	1	
10:00 AM	0	1	0	0	0	0	0	0	0	0	0	0	0	1	11-20	1	
10:15 AM	1	0	0	0	0	0	0	0	0	0	0	0	0	1	1-10	1	
10:30 AM	0	0	1	0	0	0	0	0	0	0	0	0	0	1	16-25	1	
10:45 AM	0	0	0	0	0	0	0	0	0	0	0	0	0	0	1-10	0	
11:00 AM	2	1	0	0	0	0	0	0	0	0	0	0	0	3	11-20	2	
11:15 AM	0	0	1	0	0	0	0	0	0	0	0	0	0	1	16-25	1	
11:30 AM	0	3	0	0	0	0	0	0	0	0	0	0	0	3	11-20	3	
11:45 AM	0	1	1	0	0	0	0	0	0	0	0	0	0	2	16-25	2	
<b>Day Total</b>																	
<b>Percent</b>																	
<b>AM Peak</b>																	
<b>15-min Vol</b>																	
<b>PM Peak</b>																	
<b>15-min Vol</b>																	
<i>Comments:</i>																	

Type of report: Tube Count - Speed Data

LOCATION: EB SE Roswell St W of SE 29th Ave														QC JOB #: 15923833			
SPECIFIC LOCATION:														DIRECTION: EB			
CITY/STATE: Milwaukie, OR														DATE: Sep 20 2022			
Start Time	1 15	16 20	21 25	26 30	31 35	36 40	41 45	46 50	51 55	56 60	61 65	66 70	71 75	76 999	Total	Pace Speed	Number in Pace
12:00 PM	0	2	0	0	0	0	0	0	0	0	0	0	0	0	2	11-20	2
12:15 PM	0	0	1	0	0	0	0	0	0	0	0	0	0	0	1	16-25	1
12:30 PM	2	2	0	0	0	0	0	0	0	0	0	0	0	0	4	11-20	3
12:45 PM	0	2	0	0	0	0	0	0	0	0	0	0	0	0	2	11-20	2
01:00 PM	0	1	1	0	0	0	0	0	0	0	0	0	0	0	2	16-25	2
01:15 PM	1	0	0	0	0	0	0	0	0	0	0	0	0	0	1	1-10	1
01:30 PM	1	1	0	0	0	0	0	0	0	0	0	0	0	0	2	11-20	1
01:45 PM	1	1	1	0	0	0	0	0	0	0	0	0	0	0	3	16-25	2
02:00 PM	0	1	0	0	0	0	0	0	0	0	0	0	0	0	1	11-20	1
02:15 PM	2	0	0	0	0	0	0	0	0	0	0	0	0	0	2	1-10	1
02:30 PM	0	2	0	0	0	0	0	0	0	0	0	0	0	0	2	11-20	2
02:45 PM	1	3	0	0	0	0	0	0	0	0	0	0	0	0	4	11-20	3
03:00 PM	0	0	0	0	0	0	0	0	0	0	0	0	0	0	0	1-10	0
03:15 PM	1	0	0	0	0	0	0	0	0	0	0	0	0	0	1	1-10	1
03:30 PM	1	1	2	0	0	0	0	0	0	0	0	0	0	0	4	16-25	3
03:45 PM	1	0	1	0	0	0	0	0	0	0	0	0	0	0	2	16-25	1
04:00 PM	0	2	0	0	0	0	0	0	0	0	0	0	0	0	2	11-20	2
04:15 PM	0	3	0	0	0	0	0	0	0	0	0	0	0	0	3	11-20	3
04:30 PM	2	1	0	0	0	0	0	0	0	0	0	0	0	0	3	11-20	2
04:45 PM	0	0	0	0	0	0	0	0	0	0	0	0	0	0	0	1-10	0
05:00 PM	2	1	0	0	0	0	0	0	0	0	0	0	0	0	3	11-20	2
05:15 PM	2	1	0	0	0	0	0	0	0	0	0	0	0	0	3	11-20	2
05:30 PM	0	2	0	0	0	0	0	0	0	0	0	0	0	0	2	11-20	2
05:45 PM	1	5	0	0	0	0	0	0	0	0	0	0	0	0	6	11-20	5
<b>Day Total Percent</b>																	
<b>AM Peak 15-min Vol</b>																	
<b>PM Peak 15-min Vol</b>																	
<i>Comments:</i>																	

Type of report: Tube Count - Speed Data

LOCATION: EB SE Roswell St W of SE 29th Ave														QC JOB #: 15923833			
SPECIFIC LOCATION:														DIRECTION: EB			
CITY/STATE: Milwaukie, OR														DATE: Sep 20 2022			
Start Time	1 15	16 20	21 25	26 30	31 35	36 40	41 45	46 50	51 55	56 60	61 65	66 70	71 75	76 999	Total	Pace Speed	Number in Pace
06:00 PM	0	2	0	0	0	0	0	0	0	0	0	0	0	0	2	11-20	2
06:15 PM	2	0	0	0	0	0	0	0	0	0	0	0	0	0	2	1-10	1
06:30 PM	1	0	0	0	0	0	0	0	0	0	0	0	0	0	1	1-10	1
06:45 PM	0	0	0	0	0	0	0	0	0	0	0	0	0	0	0	1-10	0
07:00 PM	0	0	0	0	0	0	0	0	0	0	0	0	0	0	0	1-10	0
07:15 PM	1	0	1	0	0	0	0	0	0	0	0	0	0	0	2	16-25	1
07:30 PM	4	0	0	0	0	0	0	0	0	0	0	0	0	0	4	1-10	3
07:45 PM	1	0	0	0	0	0	0	0	0	0	0	0	0	0	1	1-10	1
08:00 PM	0	0	0	0	0	0	0	0	0	0	0	0	0	0	0	1-10	0
08:15 PM	0	1	0	0	0	0	0	0	0	0	0	0	0	0	1	11-20	1
08:30 PM	0	0	0	0	0	0	0	0	0	0	0	0	0	0	0	1-10	0
08:45 PM	0	1	0	0	0	0	0	0	0	0	0	0	0	0	1	11-20	1
09:00 PM	1	1	0	0	0	0	0	0	0	0	0	0	0	0	2	11-20	1
09:15 PM	0	1	0	0	0	0	0	0	0	0	0	0	0	0	1	11-20	1
09:30 PM	0	0	0	0	0	0	0	0	0	0	0	0	0	0	0	1-10	0
09:45 PM	0	0	0	0	0	0	0	0	0	0	0	0	0	0	0	1-10	0
10:00 PM	0	1	0	0	0	0	0	0	0	0	0	0	0	0	1	11-20	1
10:15 PM	0	0	0	0	0	0	0	0	0	0	0	0	0	0	0	1-10	0
10:30 PM	0	0	0	0	0	0	0	0	0	0	0	0	0	0	0	1-10	0
10:45 PM	0	0	0	0	0	0	0	0	0	0	0	0	0	0	0	1-10	0
11:00 PM	0	1	0	0	0	0	0	0	0	0	0	0	0	0	1	11-20	1
11:15 PM	0	0	0	0	0	0	0	0	0	0	0	0	0	0	0	1-10	0
11:30 PM	0	0	0	0	0	0	0	0	0	0	0	0	0	0	0	1-10	0
11:45 PM	0	0	0	0	0	0	0	0	0	0	0	0	0	0	0	1-10	0
<b>Day Total</b>	45	67	13	0	0	0	0	0	0	0	0	0	0	0	125	11-20	82
<b>Percent</b>	36%	53.6%	10.4%	0%	0%	0%	0%	0%	0%	0%	0%	0%	0%	0%			
<b>AM Peak 15-min Vol</b>	6:30 AM 3	7:15 AM 3	1:45 AM 1	12:00 AM 0	12:00 AM 0	12:00 AM 0	12:00 AM 0	12:00 AM 0	12:00 AM 0	12:00 AM 0	12:00 AM 0	12:00 AM 0	12:00 AM 0	12:00 AM 0	6:30 AM 4		
<b>PM Peak 15-min Vol</b>	7:30 PM 4	5:45 PM 5	3:30 PM 2	12:00 PM 0	12:00 PM 0	12:00 PM 0	12:00 PM 0	12:00 PM 0	12:00 PM 0	12:00 PM 0	12:00 PM 0	12:00 PM 0	12:00 PM 0	12:00 PM 0	5:45 PM 6		
<i>Comments:</i>																	

Report generated on 10/10/2022 3:09 PM

SOURCE: Quality Counts, LLC (<http://www.qualitycounts.net>)

Type of report: Tube Count - Speed Data

**SUMMARY - Tube Count - Speed Data**

<b>LOCATION:</b> EB SE Roswell St W of SE 29th Ave														<b>QC JOB #:</b> 15923833			
<b>SPECIFIC LOCATION:</b>														<b>DIRECTION:</b> EB			
<b>CITY/STATE:</b> Milwaukie, OR														<b>DATE:</b> Sep 20 2022			
Speed Range	1 15	16 20	21 25	26 30	31 35	36 40	41 45	46 50	51 55	56 60	61 65	66 70	71 75	76 999	Total	Pace Speed	Number in Pace
<b>Grand Total</b>	45	67	13	0	0	0	0	0	0	0	0	0	0	0	125	11-20	82
<b>Percent</b>	36%	53.6%	10.4%	0%	0%	0%	0%	0%	0%	0%	0%	0%	0%	0%			
<b>Cumulative Percent</b>	36%	89.6%	100%	100%	100%	100%	100%	100%	100%	100%	100%	100%	100%	100%			
<b>ADT</b> 125															<b>85th Percentile:</b> 19 MPH <b>Mean Speed(Average):</b> 16 MPH <b>Median:</b> 16 MPH <b>Mode:</b> 18 MPH		
<i>Comments:</i>																	

Report generated on 10/10/2022 3:09 PM

SOURCE: Quality Counts, LLC (<http://www.qualitycounts.net>)



Type of report: Tube Count - Speed Data

**LOCATION:** SB SE 29th Ave N of SE Roswell St **QC JOB #:** 15923834  
**SPECIFIC LOCATION:** **DIRECTION:** SB  
**CITY/STATE:** Milwaukie, OR **DATE:** Sep 20 2022

Start Time	1 15	16 20	21 25	26 30	31 35	36 40	41 45	46 50	51 55	56 60	61 65	66 70	71 75	76 999	Total	Pace Speed	Number in Pace
12:00 AM	0	0	0	0	0	0	0	0	0	0	0	0	0	0	0	1-10	0
12:15 AM	0	0	0	0	0	0	0	0	0	0	0	0	0	0	0	1-10	0
12:30 AM	0	0	0	0	0	0	0	0	0	0	0	0	0	0	0	1-10	0
12:45 AM	0	0	0	0	0	0	0	0	0	0	0	0	0	0	0	1-10	0
01:00 AM	0	0	0	0	0	0	0	0	0	0	0	0	0	0	0	1-10	0
01:15 AM	0	0	0	0	0	0	0	0	0	0	0	0	0	0	0	1-10	0
01:30 AM	0	0	0	0	0	0	0	0	0	0	0	0	0	0	0	1-10	0
01:45 AM	0	0	0	0	0	0	0	0	0	0	0	0	0	0	0	1-10	0
02:00 AM	0	0	0	0	0	0	0	0	0	0	0	0	0	0	0	1-10	0
02:15 AM	0	0	0	0	0	0	0	0	0	0	0	0	0	0	0	1-10	0
02:30 AM	0	0	0	0	0	0	0	0	0	0	0	0	0	0	0	1-10	0
02:45 AM	1	0	0	0	0	0	0	0	0	0	0	0	0	0	1	1-10	1
03:00 AM	0	0	0	0	0	0	0	0	0	0	0	0	0	0	0	1-10	0
03:15 AM	0	0	0	0	0	0	0	0	0	0	0	0	0	0	0	1-10	0
03:30 AM	0	0	0	0	0	0	0	0	0	0	0	0	0	0	0	1-10	0
03:45 AM	0	0	0	0	0	0	0	0	0	0	0	0	0	0	0	1-10	0
04:00 AM	0	0	0	0	0	0	0	0	0	0	0	0	0	0	0	1-10	0
04:15 AM	0	0	0	0	0	0	0	0	0	0	0	0	0	0	0	1-10	0
04:30 AM	1	0	0	0	0	0	0	0	0	0	0	0	0	0	1	1-10	1
04:45 AM	0	0	0	0	0	0	0	0	0	0	0	0	0	0	0	1-10	0
05:00 AM	0	0	0	0	0	0	0	0	0	0	0	0	0	0	0	1-10	0
05:15 AM	0	0	0	0	0	0	0	0	0	0	0	0	0	0	0	1-10	0
05:30 AM	0	0	0	0	0	0	0	0	0	0	0	0	0	0	0	1-10	0
05:45 AM	0	0	0	0	0	0	0	0	0	0	0	0	0	0	0	1-10	0
<b>Day Total Percent</b>																	
<b>AM Peak 15-min Vol</b>																	
<b>PM Peak 15-min Vol</b>																	
<i>Comments:</i>																	

Type of report: Tube Count - Speed Data

LOCATION: SB SE 29th Ave N of SE Roswell St														QC JOB #: 15923834			
SPECIFIC LOCATION:														DIRECTION: SB			
CITY/STATE: Milwaukie, OR														DATE: Sep 20 2022			
Start Time	1 15	16 20	21 25	26 30	31 35	36 40	41 45	46 50	51 55	56 60	61 65	66 70	71 75	76 999	Total	Pace Speed	Number in Pace
06:00 AM	0	0	0	0	0	0	0	0	0	0	0	0	0	0	0	1-10	0
06:15 AM	0	0	0	0	0	0	0	0	0	0	0	0	0	0	0	1-10	0
06:30 AM	0	0	0	0	0	0	0	0	0	0	0	0	0	0	0	1-10	0
06:45 AM	0	0	0	0	0	0	0	0	0	0	0	0	0	0	0	1-10	0
07:00 AM	0	0	0	0	0	0	0	0	0	0	0	0	0	0	0	1-10	0
07:15 AM	0	1	0	0	0	0	0	0	0	0	0	0	0	0	1	11-20	1
07:30 AM	1	0	0	0	0	0	0	0	0	0	0	0	0	0	1	1-10	1
07:45 AM	1	0	0	0	0	0	0	0	0	0	0	0	0	0	1	1-10	1
08:00 AM	0	0	0	0	0	0	0	0	0	0	0	0	0	0	0	1-10	0
08:15 AM	0	1	0	0	0	0	0	0	0	0	0	0	0	0	1	11-20	1
08:30 AM	1	0	0	0	0	0	0	0	0	0	0	0	0	0	1	1-10	1
08:45 AM	0	0	0	0	0	0	0	0	0	0	0	0	0	0	0	1-10	0
09:00 AM	2	0	0	0	0	0	0	0	0	0	0	0	0	0	2	1-10	1
09:15 AM	0	0	0	0	0	0	0	0	0	0	0	0	0	0	0	1-10	0
09:30 AM	1	1	0	0	0	0	0	0	0	0	0	0	0	0	2	11-20	1
09:45 AM	2	0	0	0	0	0	0	0	0	0	0	0	0	0	2	1-10	1
10:00 AM	0	0	0	0	0	0	0	0	0	0	0	0	0	0	0	1-10	0
10:15 AM	2	1	0	0	0	0	0	0	0	0	0	0	0	0	3	11-20	2
10:30 AM	0	0	0	0	0	0	0	0	0	0	0	0	0	0	0	1-10	0
10:45 AM	0	2	0	1	0	0	0	0	0	0	0	0	0	0	3	11-20	2
11:00 AM	1	0	1	0	0	0	0	0	0	0	0	0	0	0	2	16-25	1
11:15 AM	0	0	0	0	0	0	0	0	0	0	0	0	0	0	0	1-10	0
11:30 AM	0	0	0	0	0	0	0	0	0	0	0	0	0	0	0	1-10	0
11:45 AM	0	1	0	0	0	0	0	0	0	0	0	0	0	0	1	11-20	1
<b>Day Total</b>																	
<b>Percent</b>																	
<b>AM Peak</b>																	
<b>15-min Vol</b>																	
<b>PM Peak</b>																	
<b>15-min Vol</b>																	
<i>Comments:</i>																	



Type of report: Tube Count - Speed Data

**LOCATION:** SB SE 29th Ave N of SE Roswell St **QC JOB #:** 15923834  
**SPECIFIC LOCATION:** **DIRECTION:** SB  
**CITY/STATE:** Milwaukie, OR **DATE:** Sep 20 2022

Start Time	1 15	16 20	21 25	26 30	31 35	36 40	41 45	46 50	51 55	56 60	61 65	66 70	71 75	76 999	Total	Pace Speed	Number in Pace
12:00 PM	2	0	0	0	0	0	0	0	0	0	0	0	0	0	2	1-10	1
12:15 PM	0	0	0	1	0	0	0	0	0	0	0	0	0	0	1	21-30	1
12:30 PM	0	1	1	0	0	0	0	0	0	0	0	0	0	0	2	16-25	2
12:45 PM	0	0	0	0	0	0	0	0	0	0	0	0	0	0	0	1-10	0
01:00 PM	0	1	1	0	0	0	0	0	0	0	0	0	0	0	2	16-25	2
01:15 PM	0	1	0	0	0	0	0	0	0	0	0	0	0	0	1	11-20	1
01:30 PM	1	1	1	0	0	0	0	0	0	0	0	0	0	0	3	16-25	2
01:45 PM	2	1	0	0	0	0	0	0	0	0	0	0	0	0	3	11-20	2
02:00 PM	0	0	0	0	0	0	0	0	0	0	0	0	0	0	0	1-10	0
02:15 PM	0	0	0	0	0	0	0	0	0	0	0	0	0	0	0	1-10	0
02:30 PM	0	1	1	1	0	0	0	0	0	0	0	0	0	0	3	16-25	2
02:45 PM	0	4	0	0	0	0	0	0	0	0	0	0	0	0	4	11-20	4
03:00 PM	1	0	0	0	0	0	0	0	0	0	0	0	0	0	1	1-10	1
03:15 PM	3	2	0	0	0	0	0	0	0	0	0	0	0	0	5	11-20	3
03:30 PM	0	0	0	0	0	0	0	0	0	0	0	0	0	0	0	1-10	0
03:45 PM	0	1	0	0	0	0	0	0	0	0	0	0	0	0	1	11-20	1
04:00 PM	0	1	0	0	0	0	0	0	0	0	0	0	0	0	1	11-20	1
04:15 PM	0	0	0	0	0	0	0	0	0	0	0	0	0	0	0	1-10	0
04:30 PM	1	1	0	0	0	0	0	0	0	0	0	0	0	0	2	11-20	1
04:45 PM	0	0	0	0	0	0	0	0	0	0	0	0	0	0	0	1-10	0
05:00 PM	0	1	0	0	0	0	0	0	0	0	0	0	0	0	1	11-20	1
05:15 PM	2	1	0	0	0	0	0	0	0	0	0	0	0	0	3	11-20	2
05:30 PM	0	0	0	0	0	0	0	0	0	0	0	0	0	0	0	1-10	0
05:45 PM	1	0	0	0	0	0	0	0	0	0	0	0	0	0	1	1-10	1
<b>Day Total Percent</b>																	
<b>AM Peak 15-min Vol</b>																	
<b>PM Peak 15-min Vol</b>																	
<i>Comments:</i>																	

Type of report: Tube Count - Speed Data

LOCATION: SB SE 29th Ave N of SE Roswell St														QC JOB #: 15923834			
SPECIFIC LOCATION:														DIRECTION: SB			
CITY/STATE: Milwaukie, OR														DATE: Sep 20 2022			
Start Time	1 15	16 20	21 25	26 30	31 35	36 40	41 45	46 50	51 55	56 60	61 65	66 70	71 75	76 999	Total	Pace Speed	Number in Pace
06:00 PM	1	0	0	0	0	0	0	0	0	0	0	0	0	0	1	1-10	1
06:15 PM	1	3	2	0	0	0	0	0	0	0	0	0	0	0	6	16-25	5
06:30 PM	1	0	0	0	0	0	0	0	0	0	0	0	0	0	1	1-10	1
06:45 PM	0	0	0	0	0	0	0	0	0	0	0	0	0	0	0	1-10	0
07:00 PM	0	0	0	0	0	0	0	0	0	0	0	0	0	0	0	1-10	0
07:15 PM	0	2	0	0	0	0	0	0	0	0	0	0	0	0	2	11-20	2
07:30 PM	0	1	1	0	0	0	0	0	0	0	0	0	0	0	2	16-25	2
07:45 PM	0	0	0	0	0	0	0	0	0	0	0	0	0	0	0	1-10	0
08:00 PM	0	0	0	0	0	0	0	0	0	0	0	0	0	0	0	1-10	0
08:15 PM	1	0	0	0	0	0	0	0	0	0	0	0	0	0	1	1-10	1
08:30 PM	0	0	0	0	0	0	0	0	0	0	0	0	0	0	0	1-10	0
08:45 PM	0	0	0	0	0	0	0	0	0	0	0	0	0	0	0	1-10	0
09:00 PM	0	0	0	0	0	0	0	0	0	0	0	0	0	0	0	1-10	0
09:15 PM	0	0	0	0	0	0	0	0	0	0	0	0	0	0	0	1-10	0
09:30 PM	0	0	0	0	0	0	0	0	0	0	0	0	0	0	0	1-10	0
09:45 PM	0	0	0	0	0	0	0	0	0	0	0	0	0	0	0	1-10	0
10:00 PM	0	0	0	0	0	0	0	0	0	0	0	0	0	0	0	1-10	0
10:15 PM	0	0	0	0	0	0	0	0	0	0	0	0	0	0	0	1-10	0
10:30 PM	0	0	0	0	0	0	0	0	0	0	0	0	0	0	0	1-10	0
10:45 PM	0	1	0	0	0	0	0	0	0	0	0	0	0	0	1	11-20	1
11:00 PM	0	0	0	0	0	0	0	0	0	0	0	0	0	0	0	1-10	0
11:15 PM	0	0	0	0	0	0	0	0	0	0	0	0	0	0	0	1-10	0
11:30 PM	0	0	0	0	0	0	0	0	0	0	0	0	0	0	0	1-10	0
11:45 PM	0	0	0	0	0	0	0	0	0	0	0	0	0	0	0	1-10	0
<b>Day Total</b>	30	31	8	3	0	0	0	0	0	0	0	0	0	0	72	11-20	41
<b>Percent</b>	41.7%	43.1%	11.1%	4.2%	0%	0%	0%	0%	0%	0%	0%	0%	0%	0%			
<b>AM Peak</b>	9:00 AM	10:45 AM	11:00 AM	10:45 AM	12:00 AM	12:00 AM	12:00 AM	12:00 AM	12:00 AM	12:00 AM	12:00 AM	12:00 AM	12:00 AM	12:00 AM	10:15 AM		
<b>15-min Vol</b>	2	2	1	1	0	0	0	0	0	0	0	0	0	0	3		
<b>PM Peak</b>	3:15 PM	2:45 PM	6:15 PM	12:15 PM	12:00 PM	12:00 PM	12:00 PM	12:00 PM	12:00 PM	12:00 PM	12:00 PM	12:00 PM	12:00 PM	12:00 PM	6:15 PM		
<b>15-min Vol</b>	3	4	2	1	0	0	0	0	0	0	0	0	0	0	6		
<i>Comments:</i>																	

Type of report: Tube Count - Speed Data

**SUMMARY - Tube Count - Speed Data**

<b>LOCATION:</b> SB SE 29th Ave N of SE Roswell St														<b>QC JOB #:</b> 15923834			
<b>SPECIFIC LOCATION:</b>														<b>DIRECTION:</b> SB			
<b>CITY/STATE:</b> Milwaukie, OR														<b>DATE:</b> Sep 20 2022			
Speed Range	1 15	16 20	21 25	26 30	31 35	36 40	41 45	46 50	51 55	56 60	61 65	66 70	71 75	76 999	Total	Pace Speed	Number in Pace
<b>Grand Total</b>	30	31	8	3	0	0	0	0	0	0	0	0	0	0	72	11-20	41
<b>Percent</b>	41.7%	43.1%	11.1%	4.2%	0%	0%	0%	0%	0%	0%	0%	0%	0%	0%			
<b>Cumulative Percent</b>	41.7%	84.7%	95.8%	100%	100%	100%	100%	100%	100%	100%	100%	100%	100%	100%			
<b>ADT</b> 72															<b>85th Percentile:</b> 20 MPH <b>Mean Speed(Average):</b> 15 MPH <b>Median:</b> 15 MPH <b>Mode:</b> 18 MPH		
<i>Comments:</i>																	

Report generated on 10/10/2022 3:09 PM

SOURCE: Quality Counts, LLC (<http://www.qualitycounts.net>)



Type of report: Tube Count - Speed Data

LOCATION: WB SE Roswell St E of SE 29th Ave															QC JOB #: 15923835		
SPECIFIC LOCATION:															DIRECTION: WB		
CITY/STATE: Milwaukie, OR															DATE: Sep 20 2022		
Start Time	1 15	16 20	21 25	26 30	31 35	36 40	41 45	46 50	51 55	56 60	61 65	66 70	71 75	76 999	Total	Pace Speed	Number in Pace
12:00 AM	0	0	0	0	0	0	0	0	0	0	0	0	0	0	0	1-10	0
12:15 AM	0	0	0	0	0	0	0	0	0	0	0	0	0	0	0	1-10	0
12:30 AM	0	0	0	0	0	0	0	0	0	0	0	0	0	0	0	1-10	0
12:45 AM	0	0	0	0	0	0	0	0	0	0	0	0	0	0	0	1-10	0
01:00 AM	0	0	0	0	0	0	0	0	0	0	0	0	0	0	0	1-10	0
01:15 AM	0	0	0	1	0	0	0	0	0	0	0	0	0	0	1	21-30	1
01:30 AM	0	0	0	0	0	0	0	0	0	0	0	0	0	0	0	1-10	0
01:45 AM	0	0	1	0	0	0	0	0	0	0	0	0	0	0	1	16-25	1
02:00 AM	0	1	0	0	0	0	0	0	0	0	0	0	0	0	1	11-20	1
02:15 AM	0	0	0	0	0	0	0	0	0	0	0	0	0	0	0	1-10	0
02:30 AM	1	0	0	0	0	0	0	0	0	0	0	0	0	0	1	1-10	1
02:45 AM	0	0	0	0	0	0	0	0	0	0	0	0	0	0	0	1-10	0
03:00 AM	0	0	0	0	0	0	0	0	0	0	0	0	0	0	0	1-10	0
03:15 AM	0	0	0	0	0	0	0	0	0	0	0	0	0	0	0	1-10	0
03:30 AM	0	0	0	0	0	0	0	0	0	0	0	0	0	0	0	1-10	0
03:45 AM	0	0	0	0	0	0	0	0	0	0	0	0	0	0	0	1-10	0
04:00 AM	0	0	0	0	0	0	0	0	0	0	0	0	0	0	0	1-10	0
04:15 AM	0	0	0	0	0	0	0	0	0	0	0	0	0	0	0	1-10	0
04:30 AM	0	1	0	0	0	0	0	0	0	0	0	0	0	0	1	11-20	1
04:45 AM	0	0	0	0	0	0	0	0	0	0	0	0	0	0	0	1-10	0
05:00 AM	0	0	0	0	0	0	0	0	0	0	0	0	0	0	0	1-10	0
05:15 AM	0	0	0	0	0	0	0	0	0	0	0	0	0	0	0	1-10	0
05:30 AM	0	0	0	0	0	0	0	0	0	0	0	0	0	0	0	1-10	0
05:45 AM	1	0	0	0	0	0	0	0	0	0	0	0	0	0	1	1-10	1
<b>Day Total Percent</b>																	
<b>AM Peak 15-min Vol</b>																	
<b>PM Peak 15-min Vol</b>																	
<i>Comments:</i>																	

Type of report: Tube Count - Speed Data

LOCATION: WB SE Roswell St E of SE 29th Ave														QC JOB #: 15923835			
SPECIFIC LOCATION:														DIRECTION: WB			
CITY/STATE: Milwaukie, OR														DATE: Sep 20 2022			
Start Time	1 15	16 20	21 25	26 30	31 35	36 40	41 45	46 50	51 55	56 60	61 65	66 70	71 75	76 999	Total	Pace Speed	Number in Pace
06:00 AM	0	0	0	0	0	0	0	0	0	0	0	0	0	0	0	1-10	0
06:15 AM	0	0	0	0	0	0	0	0	0	0	0	0	0	0	0	1-10	0
06:30 AM	0	0	0	0	0	0	0	0	0	0	0	0	0	0	0	1-10	0
06:45 AM	1	1	0	0	0	0	0	0	0	0	0	0	0	0	2	11-20	1
07:00 AM	0	0	0	0	0	0	0	0	0	0	0	0	0	0	0	1-10	0
07:15 AM	1	0	0	0	0	0	0	0	0	0	0	0	0	0	1	1-10	1
07:30 AM	0	2	0	0	0	0	0	0	0	0	0	0	0	0	2	11-20	2
07:45 AM	1	1	0	0	0	0	0	0	0	0	0	0	0	0	2	11-20	1
08:00 AM	1	0	0	0	0	0	0	0	0	0	0	0	0	0	1	1-10	1
08:15 AM	1	0	0	0	0	0	0	0	0	0	0	0	0	0	1	1-10	1
08:30 AM	1	2	1	0	0	0	0	0	0	0	0	0	0	0	4	16-25	3
08:45 AM	0	0	1	0	0	0	0	0	0	0	0	0	0	0	1	16-25	1
09:00 AM	0	1	0	0	0	0	0	0	0	0	0	0	0	0	1	11-20	1
09:15 AM	0	1	0	0	0	0	0	0	0	0	0	0	0	0	1	11-20	1
09:30 AM	1	1	0	0	0	0	0	0	0	0	0	0	0	0	2	11-20	1
09:45 AM	0	0	0	0	0	0	0	0	0	0	0	0	0	0	0	1-10	0
10:00 AM	1	1	1	0	0	0	0	0	0	0	0	0	0	0	3	16-25	2
10:15 AM	1	2	0	0	0	0	0	0	0	0	0	0	0	0	3	11-20	2
10:30 AM	0	2	0	0	0	0	0	0	0	0	0	0	0	0	2	11-20	2
10:45 AM	0	1	1	0	0	0	0	0	0	0	0	0	0	0	2	16-25	2
11:00 AM	1	0	0	0	0	0	0	0	0	0	0	0	0	0	1	1-10	1
11:15 AM	0	1	0	0	0	0	0	0	0	0	0	0	0	0	1	11-20	1
11:30 AM	1	1	1	0	0	0	0	0	0	0	0	0	0	0	3	16-25	2
11:45 AM	1	0	0	0	0	0	0	0	0	0	0	0	0	0	1	1-10	1
Day Total Percent																	
AM Peak 15-min Vol																	
PM Peak 15-min Vol																	
<i>Comments:</i>																	

Type of report: Tube Count - Speed Data

LOCATION: WB SE Roswell St E of SE 29th Ave														QC JOB #: 15923835			
SPECIFIC LOCATION:														DIRECTION: WB			
CITY/STATE: Milwaukie, OR														DATE: Sep 20 2022			
Start Time	1 15	16 20	21 25	26 30	31 35	36 40	41 45	46 50	51 55	56 60	61 65	66 70	71 75	76 999	Total	Pace Speed	Number in Pace
12:00 PM	0	3	0	0	0	0	0	0	0	0	0	0	0	0	3	11-20	3
12:15 PM	1	3	1	0	0	0	0	0	0	0	0	0	0	0	5	16-25	4
12:30 PM	2	2	0	0	0	0	0	0	0	0	0	0	0	0	4	11-20	3
12:45 PM	0	0	0	0	0	0	0	0	0	0	0	0	0	0	0	1-10	0
01:00 PM	0	0	0	0	0	0	0	0	0	0	0	0	0	0	0	1-10	0
01:15 PM	0	0	1	0	0	0	0	0	0	0	0	0	0	0	1	16-25	1
01:30 PM	0	2	0	0	0	0	0	0	0	0	0	0	0	0	2	11-20	2
01:45 PM	0	0	2	0	0	0	0	0	0	0	0	0	0	0	2	16-25	2
02:00 PM	0	0	1	0	0	0	0	0	0	0	0	0	0	0	1	16-25	1
02:15 PM	0	1	1	0	0	0	0	0	0	0	0	0	0	0	2	16-25	2
02:30 PM	0	0	0	0	0	0	0	0	0	0	0	0	0	0	0	1-10	0
02:45 PM	0	0	0	0	0	0	0	0	0	0	0	0	0	0	0	1-10	0
03:00 PM	0	4	1	0	0	0	0	0	0	0	0	0	0	0	5	16-25	5
03:15 PM	1	2	1	0	0	0	0	0	0	0	0	0	0	0	4	16-25	3
03:30 PM	0	2	0	0	0	0	0	0	0	0	0	0	0	0	2	11-20	2
03:45 PM	1	3	0	0	0	0	0	0	0	0	0	0	0	0	4	11-20	3
04:00 PM	1	1	0	0	0	0	0	0	0	0	0	0	0	0	2	11-20	1
04:15 PM	2	4	0	1	0	0	0	0	0	0	0	0	0	0	7	11-20	5
04:30 PM	1	1	1	0	0	0	0	0	0	0	0	0	0	0	3	16-25	2
04:45 PM	3	1	2	0	0	0	0	0	0	0	0	0	0	0	6	16-25	3
05:00 PM	0	1	1	1	0	0	0	0	0	0	0	0	0	0	3	16-25	2
05:15 PM	1	1	2	0	0	0	0	0	0	0	0	0	0	0	4	16-25	3
05:30 PM	0	1	0	0	0	0	0	0	0	0	0	0	0	0	1	11-20	1
05:45 PM	1	4	1	0	0	0	0	0	0	0	0	0	0	0	6	16-25	5
<b>Day Total Percent</b>																	
<b>AM Peak 15-min Vol</b>																	
<b>PM Peak 15-min Vol</b>																	
<i>Comments:</i>																	

Type of report: Tube Count - Speed Data

LOCATION: WB SE Roswell St E of SE 29th Ave														QC JOB #: 15923835			
SPECIFIC LOCATION:														DIRECTION: WB			
CITY/STATE: Milwaukie, OR														DATE: Sep 20 2022			
Start Time	15	16 20	21 25	26 30	31 35	36 40	41 45	46 50	51 55	56 60	61 65	66 70	71 75	76 999	Total	Pace Speed	Number in Pace
06:00 PM	0	2	1	0	0	0	0	0	0	0	0	0	0	0	3	16-25	3
06:15 PM	1	3	0	0	0	0	0	0	0	0	0	0	0	0	4	11-20	3
06:30 PM	1	2	3	0	0	0	0	0	0	0	0	0	0	0	6	16-25	5
06:45 PM	0	1	0	0	0	0	0	0	0	0	0	0	0	0	1	11-20	1
07:00 PM	0	2	1	0	0	0	0	0	0	0	0	0	0	0	3	16-25	3
07:15 PM	1	1	0	0	0	0	0	0	0	0	0	0	0	0	2	11-20	1
07:30 PM	1	2	0	0	0	0	0	0	0	0	0	0	0	0	3	11-20	2
07:45 PM	1	1	0	0	0	0	0	0	0	0	0	0	0	0	2	11-20	1
08:00 PM	0	2	1	0	0	0	0	0	0	0	0	0	0	0	3	16-25	3
08:15 PM	0	1	0	0	0	0	0	0	0	0	0	0	0	0	1	11-20	1
08:30 PM	0	0	0	0	0	0	0	0	0	0	0	0	0	0	0	1-10	0
08:45 PM	1	1	0	0	0	0	0	0	0	0	0	0	0	0	2	11-20	1
09:00 PM	0	0	1	0	0	0	0	0	0	0	0	0	0	0	1	16-25	1
09:15 PM	0	0	0	0	0	0	0	0	0	0	0	0	0	0	0	1-10	0
09:30 PM	0	0	1	0	0	0	0	0	0	0	0	0	0	0	1	16-25	1
09:45 PM	0	2	0	0	0	0	0	0	0	0	0	0	0	0	2	11-20	2
10:00 PM	2	1	0	0	0	0	0	0	0	0	0	0	0	0	3	11-20	2
10:15 PM	1	0	0	0	0	0	0	0	0	0	0	0	0	0	1	1-10	1
10:30 PM	1	0	0	0	0	0	0	0	0	0	0	0	0	0	1	1-10	1
10:45 PM	0	2	0	0	0	0	0	0	0	0	0	0	0	0	2	11-20	2
11:00 PM	0	0	0	0	0	0	0	0	0	0	0	0	0	0	0	1-10	0
11:15 PM	0	0	0	0	0	0	0	0	0	0	0	0	0	0	0	1-10	0
11:30 PM	0	1	0	0	0	0	0	0	0	0	0	0	0	0	1	11-20	1
11:45 PM	0	0	0	0	0	0	0	0	0	0	0	0	0	0	0	1-10	0
<b>Day Total</b>	38	79	29	3	0	0	0	0	0	0	0	0	0	0	149	16-25	108
<b>Percent</b>	25.5%	53%	19.5%	2%	0%	0%	0%	0%	0%	0%	0%	0%	0%	0%			
<b>AM Peak 15-min Vol</b>	2:30 AM	7:30 AM	1:45 AM	1:15 AM	12:00 AM	12:00 AM	12:00 AM	12:00 AM	12:00 AM	12:00 AM	12:00 AM	12:00 AM	12:00 AM	12:00 AM	8:30 AM		
	1	2	1	1	0	0	0	0	0	0	0	0	0	0	4		
<b>PM Peak 15-min Vol</b>	4:45 PM	3:00 PM	6:30 PM	4:15 PM	12:00 PM	12:00 PM	12:00 PM	12:00 PM	12:00 PM	12:00 PM	12:00 PM	12:00 PM	12:00 PM	12:00 PM	4:15 PM		
	3	4	3	1	0	0	0	0	0	0	0	0	0	0	7		
<i>Comments:</i>																	

Report generated on 10/10/2022 3:09 PM

SOURCE: Quality Counts, LLC (<http://www.qualitycounts.net>)

Type of report: Tube Count - Speed Data

**SUMMARY - Tube Count - Speed Data**

<b>LOCATION:</b> WB SE Roswell St E of SE 29th Ave														<b>QC JOB #:</b> 15923835			
<b>SPECIFIC LOCATION:</b>														<b>DIRECTION:</b> WB			
<b>CITY/STATE:</b> Milwaukie, OR														<b>DATE:</b> Sep 20 2022			
Speed Range	1 15	16 20	21 25	26 30	31 35	36 40	41 45	46 50	51 55	56 60	61 65	66 70	71 75	76 999	Total	Pace Speed	Number in Pace
<b>Grand Total</b>	38	79	29	3	0	0	0	0	0	0	0	0	0	0	149	16-25	108
<b>Percent</b>	25.5%	53%	19.5%	2%	0%	0%	0%	0%	0%	0%	0%	0%	0%	0%			
<b>Cumulative Percent</b>	25.5%	78.5%	98%	100%	100%	100%	100%	100%	100%	100%	100%	100%	100%	100%			
<b>ADT</b> 149															<b>85th Percentile:</b> 21 MPH <b>Mean Speed(Average):</b> 17 MPH <b>Median:</b> 17 MPH <b>Mode:</b> 18 MPH		
<i>Comments:</i>																	

Report generated on 10/10/2022 3:09 PM

SOURCE: Quality Counts, LLC (<http://www.qualitycounts.net>)





Type of report: Tube Count - Speed Data

LOCATION: NB SE 29th Ave S of SE Van Water St															QC JOB #: 15923822		
SPECIFIC LOCATION:															DIRECTION: NB		
CITY/STATE: Milwaukie, OR															DATE: Sep 20 2022		
Start Time	1 15	16 20	21 25	26 30	31 35	36 40	41 45	46 50	51 55	56 60	61 65	66 70	71 75	76 999	Total	Pace Speed	Number in Pace
12:00 AM	0	0	0	0	0	0	0	0	0	0	0	0	0	0	0	1-10	0
12:15 AM	0	0	0	0	0	0	0	0	0	0	0	0	0	0	0	1-10	0
12:30 AM	0	0	0	0	0	0	0	0	0	0	0	0	0	0	0	1-10	0
12:45 AM	0	0	0	0	0	0	0	0	0	0	0	0	0	0	0	1-10	0
01:00 AM	0	0	0	0	0	0	0	0	0	0	0	0	0	0	0	1-10	0
01:15 AM	0	0	0	0	0	0	0	0	0	0	0	0	0	0	0	1-10	0
01:30 AM	0	0	0	0	0	0	0	0	0	0	0	0	0	0	0	1-10	0
01:45 AM	0	0	0	0	0	0	0	0	0	0	0	0	0	0	0	1-10	0
02:00 AM	0	0	0	0	0	0	0	0	0	0	0	0	0	0	0	1-10	0
02:15 AM	0	0	0	0	0	0	0	0	0	0	0	0	0	0	0	1-10	0
02:30 AM	0	0	0	0	0	0	0	0	0	0	0	0	0	0	0	1-10	0
02:45 AM	0	0	0	0	0	0	0	0	0	0	0	0	0	0	0	1-10	0
03:00 AM	0	0	0	0	0	0	0	0	0	0	0	0	0	0	0	1-10	0
03:15 AM	0	0	0	0	0	0	0	0	0	0	0	0	0	0	0	1-10	0
03:30 AM	0	0	0	0	0	0	0	0	0	0	0	0	0	0	0	1-10	0
03:45 AM	0	0	0	0	0	0	0	0	0	0	0	0	0	0	0	1-10	0
04:00 AM	0	0	0	0	0	0	0	0	0	0	0	0	0	0	0	1-10	0
04:15 AM	0	1	0	0	0	0	0	0	0	0	0	0	0	0	1	11-20	1
04:30 AM	0	0	0	0	0	0	0	0	0	0	0	0	0	0	0	1-10	0
04:45 AM	0	0	0	0	0	0	0	0	0	0	0	0	0	0	0	1-10	0
05:00 AM	0	0	0	0	0	0	0	0	0	0	0	0	0	0	0	1-10	0
05:15 AM	0	0	0	0	0	0	0	0	0	0	0	0	0	0	0	1-10	0
05:30 AM	0	0	0	0	0	0	0	0	0	0	0	0	0	0	0	1-10	0
05:45 AM	0	0	0	0	0	0	0	0	0	0	0	0	0	0	0	1-10	0
Day Total Percent																	
AM Peak 15-min Vol																	
PM Peak 15-min Vol																	
<i>Comments:</i>																	

Type of report: Tube Count - Speed Data

LOCATION: NB SE 29th Ave S of SE Van Water St															QC JOB #: 15923822		
SPECIFIC LOCATION:															DIRECTION: NB		
CITY/STATE: Milwaukie, OR															DATE: Sep 20 2022		
Start Time	1 15	16 20	21 25	26 30	31 35	36 40	41 45	46 50	51 55	56 60	61 65	66 70	71 75	76 999	Total	Pace Speed	Number in Pace
06:00 AM	0	0	0	0	0	0	0	0	0	0	0	0	0	0	0	1-10	0
06:15 AM	0	0	0	0	0	0	0	0	0	0	0	0	0	0	0	1-10	0
06:30 AM	0	0	0	0	0	0	0	0	0	0	0	0	0	0	0	1-10	0
06:45 AM	0	0	0	0	0	0	0	0	0	0	0	0	0	0	0	1-10	0
07:00 AM	1	0	0	0	0	0	0	0	0	0	0	0	0	0	1	1-10	1
07:15 AM	0	1	0	0	0	0	0	0	0	0	0	0	0	0	1	11-20	1
07:30 AM	2	0	0	0	0	0	0	0	0	0	0	0	0	0	2	1-10	1
07:45 AM	2	0	0	0	0	0	0	0	0	0	0	0	0	0	2	1-10	1
08:00 AM	0	1	0	0	0	0	0	0	0	0	0	0	0	0	1	11-20	1
08:15 AM	0	1	0	0	0	0	0	0	0	0	0	0	0	0	1	11-20	1
08:30 AM	0	0	0	0	0	0	0	0	0	0	0	0	0	0	0	1-10	0
08:45 AM	2	0	0	0	0	0	0	0	0	0	0	0	0	0	2	1-10	1
09:00 AM	0	0	0	0	0	0	0	0	0	0	0	0	0	0	0	1-10	0
09:15 AM	0	0	0	0	0	0	0	0	0	0	0	0	0	0	0	1-10	0
09:30 AM	3	0	0	0	0	0	0	0	0	0	0	0	0	0	3	1-10	2
09:45 AM	0	0	0	0	0	0	0	0	0	0	0	0	0	0	0	1-10	0
10:00 AM	1	1	0	0	0	0	0	0	0	0	0	0	0	0	2	11-20	1
10:15 AM	1	0	0	0	0	0	0	0	0	0	0	0	0	0	1	1-10	1
10:30 AM	0	0	0	0	0	0	0	0	0	0	0	0	0	0	0	1-10	0
10:45 AM	0	1	0	0	0	0	0	0	0	0	0	0	0	0	1	11-20	1
11:00 AM	0	0	0	0	0	0	0	0	0	0	0	0	0	0	0	1-10	0
11:15 AM	1	2	0	0	0	0	0	0	0	0	0	0	0	0	3	11-20	2
11:30 AM	0	0	0	0	0	0	0	0	0	0	0	0	0	0	0	1-10	0
11:45 AM	0	0	0	0	0	0	0	0	0	0	0	0	0	0	0	1-10	0
<b>Day Total</b>																	
<b>Percent</b>																	
<b>AM Peak</b>																	
<b>15-min Vol</b>																	
<b>PM Peak</b>																	
<b>15-min Vol</b>																	
<i>Comments:</i>																	

Type of report: Tube Count - Speed Data

**LOCATION:** NB SE 29th Ave S of SE Van Water St **QC JOB #:** 15923822  
**SPECIFIC LOCATION:** **DIRECTION:** NB  
**CITY/STATE:** Milwaukie, OR **DATE:** Sep 20 2022

Start Time	1 15	16 20	21 25	26 30	31 35	36 40	41 45	46 50	51 55	56 60	61 65	66 70	71 75	76 999	Total	Pace Speed	Number in Pace
12:00 PM	0	0	0	0	0	0	0	0	0	0	0	0	0	0	0	1-10	0
12:15 PM	1	1	0	0	0	0	0	0	0	0	0	0	0	0	2	11-20	1
12:30 PM	1	1	0	0	0	0	0	0	0	0	0	0	0	0	2	11-20	1
12:45 PM	1	0	0	0	0	0	0	0	0	0	0	0	0	0	1	1-10	1
01:00 PM	0	0	0	0	0	0	0	0	0	0	0	0	0	0	0	1-10	0
01:15 PM	2	0	1	0	0	0	0	0	0	0	0	0	0	0	3	1-10	1
01:30 PM	0	2	0	0	0	0	0	0	0	0	0	0	0	0	2	11-20	2
01:45 PM	0	0	0	0	0	0	0	0	0	0	0	0	0	0	0	1-10	0
02:00 PM	0	0	0	0	0	0	0	0	0	0	0	0	0	0	0	1-10	0
02:15 PM	0	0	0	0	0	0	0	0	0	0	0	0	0	0	0	1-10	0
02:30 PM	2	0	0	0	0	0	0	0	0	0	0	0	0	0	2	1-10	1
02:45 PM	5	1	0	0	0	0	0	0	0	0	0	0	0	0	6	1-10	3
03:00 PM	3	1	0	0	0	0	0	0	0	0	0	0	0	0	4	1-10	2
03:15 PM	1	0	0	0	0	0	0	0	0	0	0	0	0	0	1	1-10	1
03:30 PM	3	0	0	0	0	0	0	0	0	0	0	0	0	0	3	1-10	2
03:45 PM	0	0	0	0	0	0	0	0	0	0	0	0	0	0	0	1-10	0
04:00 PM	0	1	0	0	0	0	0	0	0	0	0	0	0	0	1	11-20	1
04:15 PM	1	0	0	0	0	0	0	0	0	0	0	0	0	0	1	1-10	1
04:30 PM	1	0	0	0	0	0	0	0	0	0	0	0	0	0	1	1-10	1
04:45 PM	1	0	0	0	0	0	0	0	0	0	0	0	0	0	1	1-10	1
05:00 PM	4	0	0	0	0	0	0	0	0	0	0	0	0	0	4	1-10	3
05:15 PM	0	0	0	0	0	0	0	0	0	0	0	0	0	0	0	1-10	0
05:30 PM	4	0	0	0	0	0	0	0	0	0	0	0	0	0	4	1-10	3
05:45 PM	0	0	0	0	0	0	0	0	0	0	0	0	0	0	0	1-10	0
<b>Day Total Percent</b>																	
<b>AM Peak 15-min Vol</b>																	
<b>PM Peak 15-min Vol</b>																	
<i>Comments:</i>																	

Type of report: Tube Count - Speed Data

LOCATION: NB SE 29th Ave S of SE Van Water St															QC JOB #: 15923822		
SPECIFIC LOCATION:															DIRECTION: NB		
CITY/STATE: Milwaukie, OR															DATE: Sep 20 2022		
Start Time	1 15	16 20	21 25	26 30	31 35	36 40	41 45	46 50	51 55	56 60	61 65	66 70	71 75	76 999	Total	Pace Speed	Number in Pace
06:00 PM	2	1	0	0	0	0	0	0	0	0	0	0	0	0	3	11-20	2
06:15 PM	1	2	0	0	0	0	0	0	0	0	0	0	0	0	3	11-20	2
06:30 PM	3	1	0	0	0	0	0	0	0	0	0	0	0	0	4	1-10	2
06:45 PM	0	1	0	0	0	0	0	0	0	0	0	0	0	0	1	11-20	1
07:00 PM	0	0	0	0	0	0	0	0	0	0	0	0	0	0	0	1-10	0
07:15 PM	1	1	0	0	0	0	0	0	0	0	0	0	0	0	2	11-20	1
07:30 PM	1	0	0	0	0	0	0	0	0	0	0	0	0	0	1	1-10	1
07:45 PM	0	0	0	0	0	0	0	0	0	0	0	0	0	0	0	1-10	0
08:00 PM	0	0	0	0	0	0	0	0	0	0	0	0	0	0	0	1-10	0
08:15 PM	0	0	0	0	0	0	0	0	0	0	0	0	0	0	0	1-10	0
08:30 PM	0	0	0	0	0	0	0	0	0	0	0	0	0	0	0	1-10	0
08:45 PM	0	0	0	0	0	0	0	0	0	0	0	0	0	0	0	1-10	0
09:00 PM	0	0	0	0	0	0	0	0	0	0	0	0	0	0	0	1-10	0
09:15 PM	0	0	0	0	0	0	0	0	0	0	0	0	0	0	0	1-10	0
09:30 PM	0	0	0	0	0	0	0	0	0	0	0	0	0	0	0	1-10	0
09:45 PM	0	0	0	0	0	0	0	0	0	0	0	0	0	0	0	1-10	0
10:00 PM	0	0	0	0	0	0	0	0	0	0	0	0	0	0	0	1-10	0
10:15 PM	0	0	0	0	0	0	0	0	0	0	0	0	0	0	0	1-10	0
10:30 PM	0	0	0	0	0	0	0	0	0	0	0	0	0	0	0	1-10	0
10:45 PM	0	0	0	0	0	0	0	0	0	0	0	0	0	0	0	1-10	0
11:00 PM	2	0	0	0	0	0	0	0	0	0	0	0	0	0	2	1-10	1
11:15 PM	1	0	0	0	0	0	0	0	0	0	0	0	0	0	1	1-10	1
11:30 PM	0	0	0	0	0	0	0	0	0	0	0	0	0	0	0	1-10	0
11:45 PM	0	0	0	0	0	0	0	0	0	0	0	0	0	0	0	1-10	0
<b>Day Total</b>	54	21	1	0	0	0	0	0	0	0	0	0	0	0	76	11-20	39
<b>Percent</b>	71.1%	27.6%	1.3%	0%	0%	0%	0%	0%	0%	0%	0%	0%	0%	0%			
<b>AM Peak 15-min Vol</b>	9:30 AM 3	11:15 AM 2	12:00 AM 0	12:00 AM 0	12:00 AM 0	12:00 AM 0	12:00 AM 0	12:00 AM 0	12:00 AM 0	12:00 AM 0	12:00 AM 0	12:00 AM 0	12:00 AM 0	12:00 AM 0	9:30 AM 3		
<b>PM Peak 15-min Vol</b>	2:45 PM 5	1:30 PM 2	1:15 PM 1	12:00 PM 0	12:00 PM 0	12:00 PM 0	12:00 PM 0	12:00 PM 0	12:00 PM 0	12:00 PM 0	12:00 PM 0	12:00 PM 0	12:00 PM 0	12:00 PM 0	2:45 PM 6		
<i>Comments:</i>																	

<b>LOCATION:</b> NB SE 29th Ave S of SE Van Water St														<b>QC JOB #:</b> 15923822			
<b>SPECIFIC LOCATION:</b>														<b>DIRECTION:</b> NB			
<b>CITY/STATE:</b> Milwaukie, OR														<b>DATE:</b> Sep 20 2022			
Speed Range	1 15	16 20	21 25	26 30	31 35	36 40	41 45	46 50	51 55	56 60	61 65	66 70	71 75	76 999	Total	Pace Speed	Number in Pace
<b>Grand Total</b>	54	21	1	0	0	0	0	0	0	0	0	0	0	0	76	11-20	39
<b>Percent</b>	71.1%	27.6%	1.3%	0%	0%	0%	0%	0%	0%	0%	0%	0%	0%	0%			
<b>Cumulative Percent</b>	71.1%	98.7%	100%	100%	100%	100%	100%	100%	100%	100%	100%	100%	100%	100%			
<b>ADT</b> 76															<b>85th Percentile:</b> 17 MPH <b>Mean Speed(Average):</b> 10 MPH <b>Median:</b> 10 MPH <b>Mode:</b> 8 MPH		
<i>Comments:</i>																	



Type of report: Tube Count - Speed Data

LOCATION: EB SE Van Water St W of SE 29th Ave															QC JOB #: 15923823		
SPECIFIC LOCATION:															DIRECTION: EB		
CITY/STATE: Milwaukie, OR															DATE: Sep 20 2022		
Start Time	1 15	16 20	21 25	26 30	31 35	36 40	41 45	46 50	51 55	56 60	61 65	66 70	71 75	76 999	Total	Pace Speed	Number in Pace
12:00 AM	0	0	0	0	0	0	0	0	0	0	0	0	0	0	0	1-10	0
12:15 AM	0	0	0	0	0	0	0	0	0	0	0	0	0	0	0	1-10	0
12:30 AM	0	0	0	0	0	0	0	0	0	0	0	0	0	0	0	1-10	0
12:45 AM	0	0	0	0	0	0	0	0	0	0	0	0	0	0	0	1-10	0
01:00 AM	0	0	0	0	0	0	0	0	0	0	0	0	0	0	0	1-10	0
01:15 AM	0	0	0	0	0	0	0	0	0	0	0	0	0	0	0	1-10	0
01:30 AM	0	0	0	0	0	0	0	0	0	0	0	0	0	0	0	1-10	0
01:45 AM	0	0	0	0	0	0	0	0	0	0	0	0	0	0	0	1-10	0
02:00 AM	0	0	0	0	0	0	0	0	0	0	0	0	0	0	0	1-10	0
02:15 AM	0	0	0	0	0	0	0	0	0	0	0	0	0	0	0	1-10	0
02:30 AM	0	0	0	0	0	0	0	0	0	0	0	0	0	0	0	1-10	0
02:45 AM	0	0	0	0	0	0	0	0	0	0	0	0	0	0	0	1-10	0
03:00 AM	0	0	0	0	0	0	0	0	0	0	0	0	0	0	0	1-10	0
03:15 AM	0	0	0	0	0	0	0	0	0	0	0	0	0	0	0	1-10	0
03:30 AM	0	0	0	0	0	0	0	0	0	0	0	0	0	0	0	1-10	0
03:45 AM	0	0	0	0	0	0	0	0	0	0	0	0	0	0	0	1-10	0
04:00 AM	0	0	0	0	0	0	0	0	0	0	0	0	0	0	0	1-10	0
04:15 AM	0	0	0	0	0	0	0	0	0	0	0	0	0	0	0	1-10	0
04:30 AM	0	0	0	0	0	0	0	0	0	0	0	0	0	0	0	1-10	0
04:45 AM	0	0	0	0	0	0	0	0	0	0	0	0	0	0	0	1-10	0
05:00 AM	0	1	0	0	0	0	0	0	0	0	0	0	0	0	1	11-20	1
05:15 AM	0	0	0	0	0	0	0	0	0	0	0	0	0	0	0	1-10	0
05:30 AM	0	1	0	0	0	0	0	0	0	0	0	0	0	0	1	11-20	1
05:45 AM	0	0	0	0	0	0	0	0	0	0	0	0	0	0	0	1-10	0
Day Total Percent																	
AM Peak 15-min Vol																	
PM Peak 15-min Vol																	
<i>Comments:</i>																	

Type of report: Tube Count - Speed Data

LOCATION: EB SE Van Water St W of SE 29th Ave															QC JOB #: 15923823		
SPECIFIC LOCATION:															DIRECTION: EB		
CITY/STATE: Milwaukie, OR															DATE: Sep 20 2022		
Start Time	1 15	16 20	21 25	26 30	31 35	36 40	41 45	46 50	51 55	56 60	61 65	66 70	71 75	76 999	Total	Pace Speed	Number in Pace
06:00 AM	2	0	0	0	0	0	0	0	0	0	0	0	0	0	2	1-10	1
06:15 AM	1	0	0	0	0	0	0	0	0	0	0	0	0	0	1	1-10	1
06:30 AM	0	0	0	0	0	0	0	0	0	0	0	0	0	0	0	1-10	0
06:45 AM	1	0	0	0	0	0	0	0	0	0	0	0	0	0	1	1-10	1
07:00 AM	0	1	0	0	0	0	0	0	0	0	0	0	0	0	1	11-20	1
07:15 AM	3	0	0	0	0	0	0	0	0	0	0	0	0	0	3	1-10	2
07:30 AM	2	0	0	0	0	0	0	0	0	0	0	0	0	0	2	1-10	1
07:45 AM	1	0	0	0	0	0	0	0	0	0	0	0	0	0	1	1-10	1
08:00 AM	1	0	0	0	0	0	0	0	0	0	0	0	0	0	1	1-10	1
08:15 AM	1	2	0	0	0	0	0	0	0	0	0	0	0	0	3	11-20	2
08:30 AM	1	0	0	0	0	0	0	0	0	0	0	0	0	0	1	1-10	1
08:45 AM	1	0	0	0	0	0	0	0	0	0	0	0	0	0	1	1-10	1
09:00 AM	1	0	0	0	0	0	0	0	0	0	0	0	0	0	1	1-10	1
09:15 AM	1	0	0	0	0	0	0	0	0	0	0	0	0	0	1	1-10	1
09:30 AM	5	0	0	0	0	0	0	0	0	0	0	0	0	0	5	1-10	3
09:45 AM	1	1	0	0	0	0	0	0	0	0	0	0	0	0	2	11-20	1
10:00 AM	1	0	0	0	0	0	0	0	0	0	0	0	0	0	1	1-10	1
10:15 AM	2	0	0	0	0	0	0	0	0	0	0	0	0	0	2	1-10	1
10:30 AM	2	0	0	0	0	0	0	0	0	0	0	0	0	0	2	1-10	1
10:45 AM	0	2	0	0	0	0	0	0	0	0	0	0	0	0	2	11-20	2
11:00 AM	4	1	0	0	0	0	0	0	0	0	0	0	0	0	5	1-10	3
11:15 AM	2	0	0	0	0	0	0	0	0	0	0	0	0	0	2	1-10	1
11:30 AM	2	1	0	0	0	0	0	0	0	0	0	0	0	0	3	11-20	2
11:45 AM	1	0	0	0	0	0	0	0	0	0	0	0	0	0	1	1-10	1
<b>Day Total</b>																	
<b>Percent</b>																	
<b>AM Peak</b>																	
<b>15-min Vol</b>																	
<b>PM Peak</b>																	
<b>15-min Vol</b>																	
<i>Comments:</i>																	

Type of report: Tube Count - Speed Data

LOCATION: EB SE Van Water St W of SE 29th Ave															QC JOB #: 15923823		
SPECIFIC LOCATION:															DIRECTION: EB		
CITY/STATE: Milwaukie, OR															DATE: Sep 20 2022		
Start Time	1 15	16 20	21 25	26 30	31 35	36 40	41 45	46 50	51 55	56 60	61 65	66 70	71 75	76 999	Total	Pace Speed	Number in Pace
12:00 PM	1	0	0	0	0	0	0	0	0	0	0	0	0	0	1	1-10	1
12:15 PM	1	0	0	0	0	0	0	0	0	0	0	0	0	0	1	1-10	1
12:30 PM	2	0	0	0	0	0	0	0	0	0	0	0	0	0	2	1-10	1
12:45 PM	2	0	0	0	0	0	0	0	0	0	0	0	0	0	2	1-10	1
01:00 PM	2	0	0	0	0	0	0	0	0	0	0	0	0	0	2	1-10	1
01:15 PM	0	0	0	0	0	0	0	0	0	0	0	0	0	0	0	1-10	0
01:30 PM	1	0	0	0	0	0	0	0	0	0	0	0	0	0	1	1-10	1
01:45 PM	1	0	0	0	0	0	0	0	0	0	0	0	0	0	1	1-10	1
02:00 PM	1	1	0	0	0	0	0	0	0	0	0	0	0	0	2	11-20	1
02:15 PM	2	0	0	0	0	0	0	0	0	0	0	0	0	0	2	1-10	1
02:30 PM	0	0	0	0	0	0	0	0	0	0	0	0	0	0	0	1-10	0
02:45 PM	1	1	0	0	0	0	0	0	0	0	0	0	0	0	2	11-20	1
03:00 PM	0	2	0	0	0	0	0	0	0	0	0	0	0	0	2	11-20	2
03:15 PM	0	0	0	0	0	0	0	0	0	0	0	0	0	0	0	1-10	0
03:30 PM	3	0	0	0	0	0	0	0	0	0	0	0	0	0	3	1-10	2
03:45 PM	3	0	0	0	0	0	0	0	0	0	0	0	0	0	3	1-10	2
04:00 PM	2	0	0	0	0	0	0	0	0	0	0	0	0	0	2	1-10	1
04:15 PM	2	0	0	0	0	0	0	0	0	0	0	0	0	0	2	1-10	1
04:30 PM	2	1	0	0	0	0	0	0	0	0	0	0	0	0	3	11-20	2
04:45 PM	2	1	0	0	0	0	0	0	0	0	0	0	0	0	3	11-20	2
05:00 PM	0	1	0	0	0	0	0	0	0	0	0	0	0	0	1	11-20	1
05:15 PM	1	1	0	0	0	0	0	0	0	0	0	0	0	0	2	11-20	1
05:30 PM	3	0	0	0	0	0	0	0	0	0	0	0	0	0	3	1-10	2
05:45 PM	3	0	0	0	0	0	0	0	0	0	0	0	0	0	3	1-10	2
Day Total Percent																	
AM Peak 15-min Vol																	
PM Peak 15-min Vol																	
<i>Comments:</i>																	



Type of report: Tube Count - Speed Data

LOCATION: EB SE Van Water St W of SE 29th Ave														QC JOB #: 15923823			
SPECIFIC LOCATION:														DIRECTION: EB			
CITY/STATE: Milwaukie, OR														DATE: Sep 20 2022			
Start Time	1 15	16 20	21 25	26 30	31 35	36 40	41 45	46 50	51 55	56 60	61 65	66 70	71 75	76 999	Total	Pace Speed	Number in Pace
06:00 PM	2	0	0	0	0	0	0	0	0	0	0	0	0	0	2	1-10	1
06:15 PM	2	1	0	0	0	0	0	0	0	0	0	0	0	0	3	11-20	2
06:30 PM	0	2	0	0	0	0	0	0	0	0	0	0	0	0	2	11-20	2
06:45 PM	2	0	0	0	0	0	0	0	0	0	0	0	0	0	2	1-10	1
07:00 PM	4	0	0	0	0	0	0	0	0	0	0	0	0	0	4	1-10	3
07:15 PM	2	0	0	0	0	0	0	0	0	0	0	0	0	0	2	1-10	1
07:30 PM	0	0	0	0	0	0	0	0	0	0	0	0	0	0	0	1-10	0
07:45 PM	0	1	0	0	0	0	0	0	0	0	0	0	0	0	1	11-20	1
08:00 PM	1	1	0	0	0	0	0	0	0	0	0	0	0	0	2	11-20	1
08:15 PM	1	0	0	0	0	0	0	0	0	0	0	0	0	0	1	1-10	1
08:30 PM	0	0	0	0	0	0	0	0	0	0	0	0	0	0	0	1-10	0
08:45 PM	1	0	0	0	0	0	0	0	0	0	0	0	0	0	1	1-10	1
09:00 PM	0	0	0	0	0	0	0	0	0	0	0	0	0	0	0	1-10	0
09:15 PM	0	0	0	0	0	0	0	0	0	0	0	0	0	0	0	1-10	0
09:30 PM	0	0	0	0	0	0	0	0	0	0	0	0	0	0	0	1-10	0
09:45 PM	0	0	0	0	0	0	0	0	0	0	0	0	0	0	0	1-10	0
10:00 PM	0	1	0	0	0	0	0	0	0	0	0	0	0	0	1	11-20	1
10:15 PM	1	0	0	0	0	0	0	0	0	0	0	0	0	0	1	1-10	1
10:30 PM	0	0	0	0	0	0	0	0	0	0	0	0	0	0	0	1-10	0
10:45 PM	0	0	0	0	0	0	0	0	0	0	0	0	0	0	0	1-10	0
11:00 PM	0	0	0	0	0	0	0	0	0	0	0	0	0	0	0	1-10	0
11:15 PM	0	1	0	0	0	0	0	0	0	0	0	0	0	0	1	11-20	1
11:30 PM	0	0	0	0	0	0	0	0	0	0	0	0	0	0	0	1-10	0
11:45 PM	0	0	0	0	0	0	0	0	0	0	0	0	0	0	0	1-10	0
<b>Day Total</b>	87	25	0	0	0	0	0	0	0	0	0	0	0	0	112	1-10	58
<b>Percent</b>	77.7%	22.3%	0%	0%	0%	0%	0%	0%	0%	0%	0%	0%	0%	0%			
<b>AM Peak 15-min Vol</b>	9:30 AM 5	8:15 AM 2	12:00 AM 0	12:00 AM 0	12:00 AM 0	12:00 AM 0	12:00 AM 0	12:00 AM 0	12:00 AM 0	12:00 AM 0	12:00 AM 0	12:00 AM 0	12:00 AM 0	12:00 AM 0	9:30 AM 5		
<b>PM Peak 15-min Vol</b>	7:00 PM 4	3:00 PM 2	12:00 PM 0	12:00 PM 0	12:00 PM 0	12:00 PM 0	12:00 PM 0	12:00 PM 0	12:00 PM 0	12:00 PM 0	12:00 PM 0	12:00 PM 0	12:00 PM 0	12:00 PM 0	7:00 PM 4		
<i>Comments:</i>																	

Report generated on 10/10/2022 3:09 PM

SOURCE: Quality Counts, LLC (<http://www.qualitycounts.net>)

<b>LOCATION:</b> EB SE Van Water St W of SE 29th Ave														<b>QC JOB #:</b> 15923823			
<b>SPECIFIC LOCATION:</b>														<b>DIRECTION:</b> EB			
<b>CITY/STATE:</b> Milwaukie, OR														<b>DATE:</b> Sep 20 2022			
Speed Range	1 15	16 20	21 25	26 30	31 35	36 40	41 45	46 50	51 55	56 60	61 65	66 70	71 75	76 999	Total	Pace Speed	Number in Pace
<b>Grand Total</b>	87	25	0	0	0	0	0	0	0	0	0	0	0	0	112	1-10	58
<b>Percent</b>	77.7%	22.3%	0%	0%	0%	0%	0%	0%	0%	0%	0%	0%	0%	0%			
<b>Cumulative Percent</b>	77.7%	100%	100%	100%	100%	100%	100%	100%	100%	100%	100%	100%	100%	100%			
<b>ADT</b> 112															<b>85th Percentile:</b> 16 MPH <b>Mean Speed(Average):</b> 9 MPH <b>Median:</b> 9 MPH <b>Mode:</b> 8 MPH		
<i>Comments:</i>																	



Type of report: Tube Count - Speed Data

LOCATION: SB SE 29th Ave N of SE Van Water St														QC JOB #: 15923824			
SPECIFIC LOCATION:														DIRECTION: SB			
CITY/STATE: Milwaukie, OR														DATE: Sep 20 2022			
Start Time	1 15	16 20	21 25	26 30	31 35	36 40	41 45	46 50	51 55	56 60	61 65	66 70	71 75	76 999	Total	Pace Speed	Number in Pace
12:00 AM	0	0	1	0	0	0	0	0	0	0	0	0	0	0	1	16-25	1
12:15 AM	0	0	0	0	0	0	0	0	0	0	0	0	0	0	0	1-10	0
12:30 AM	0	0	0	0	0	0	0	0	0	0	0	0	0	0	0	1-10	0
12:45 AM	0	0	0	0	0	0	0	0	0	0	0	0	0	0	0	1-10	0
01:00 AM	0	0	0	0	0	0	0	0	0	0	0	0	0	0	0	1-10	0
01:15 AM	0	0	0	0	0	0	0	0	0	0	0	0	0	0	0	1-10	0
01:30 AM	0	0	0	0	0	0	0	0	0	0	0	0	0	0	0	1-10	0
01:45 AM	0	0	0	0	0	0	0	0	0	0	0	0	0	0	0	1-10	0
02:00 AM	0	0	0	0	0	0	0	0	0	0	0	0	0	0	0	1-10	0
02:15 AM	0	0	0	0	0	0	0	0	0	0	0	0	0	0	0	1-10	0
02:30 AM	0	0	0	0	0	0	0	0	0	0	0	0	0	0	0	1-10	0
02:45 AM	1	0	0	0	0	0	0	0	0	0	0	0	0	0	1	1-10	1
03:00 AM	0	0	0	0	0	0	0	0	0	0	0	0	0	0	0	1-10	0
03:15 AM	0	0	0	0	0	0	0	0	0	0	0	0	0	0	0	1-10	0
03:30 AM	0	0	0	0	0	0	0	0	0	0	0	0	0	0	0	1-10	0
03:45 AM	0	0	0	0	0	0	0	0	0	0	0	0	0	0	0	1-10	0
04:00 AM	0	0	0	0	0	0	0	0	0	0	0	0	0	0	0	1-10	0
04:15 AM	0	0	0	0	0	0	0	0	0	0	0	0	0	0	0	1-10	0
04:30 AM	0	0	0	0	0	0	0	0	0	0	0	0	0	0	0	1-10	0
04:45 AM	0	0	0	0	0	0	0	0	0	0	0	0	0	0	0	1-10	0
05:00 AM	0	0	0	0	0	0	0	0	0	0	0	0	0	0	0	1-10	0
05:15 AM	0	0	0	0	0	0	0	0	0	0	0	0	0	0	0	1-10	0
05:30 AM	0	0	0	0	0	0	0	0	0	0	0	0	0	0	0	1-10	0
05:45 AM	0	0	0	0	0	0	0	0	0	0	0	0	0	0	0	1-10	0
Day Total Percent																	
AM Peak 15-min Vol																	
PM Peak 15-min Vol																	
<i>Comments:</i>																	

Type of report: Tube Count - Speed Data

**LOCATION:** SB SE 29th Ave N of SE Van Water St **QC JOB #:** 15923824  
**SPECIFIC LOCATION:** **DIRECTION:** SB  
**CITY/STATE:** Milwaukie, OR **DATE:** Sep 20 2022

Start Time	1 15	16 20	21 25	26 30	31 35	36 40	41 45	46 50	51 55	56 60	61 65	66 70	71 75	76 999	Total	Pace Speed	Number in Pace
06:00 AM	0	0	0	0	0	0	0	0	0	0	0	0	0	0	0	1-10	0
06:15 AM	0	0	0	0	0	0	0	0	0	0	0	0	0	0	0	1-10	0
06:30 AM	0	0	0	0	0	0	0	0	0	0	0	0	0	0	0	1-10	0
06:45 AM	0	0	0	0	0	0	0	0	0	0	0	0	0	0	0	1-10	0
07:00 AM	0	0	0	0	0	0	0	0	0	0	0	0	0	0	0	1-10	0
07:15 AM	0	0	0	0	0	0	0	0	0	0	0	0	0	0	0	1-10	0
07:30 AM	0	1	0	0	0	0	0	0	0	0	0	0	0	0	1	11-20	1
07:45 AM	1	0	0	0	0	0	0	0	0	0	0	0	0	0	1	1-10	1
08:00 AM	1	0	0	0	0	0	0	0	0	0	0	0	0	0	1	1-10	1
08:15 AM	1	0	0	0	0	0	0	0	0	0	0	0	0	0	1	1-10	1
08:30 AM	0	0	0	0	0	0	0	0	0	0	0	0	0	0	0	1-10	0
08:45 AM	0	0	0	0	0	0	0	0	0	0	0	0	0	0	0	1-10	0
09:00 AM	0	0	0	0	0	0	0	0	0	0	0	0	0	0	0	1-10	0
09:15 AM	2	0	0	0	0	0	0	0	0	0	0	0	0	0	2	1-10	1
09:30 AM	0	0	0	0	0	0	0	0	0	0	0	0	0	0	0	1-10	0
09:45 AM	0	1	0	0	0	0	0	0	0	0	0	0	0	0	1	11-20	1
10:00 AM	0	0	0	0	0	0	0	0	0	0	0	0	0	0	0	1-10	0
10:15 AM	0	1	0	0	0	0	0	0	0	0	0	0	0	0	1	11-20	1
10:30 AM	0	0	0	0	0	0	0	0	0	0	0	0	0	0	0	1-10	0
10:45 AM	1	0	0	0	0	0	0	0	0	0	0	0	0	0	1	1-10	1
11:00 AM	0	0	0	0	0	0	0	0	0	0	0	0	0	0	0	1-10	0
11:15 AM	0	0	0	0	0	0	0	0	0	0	0	0	0	0	0	1-10	0
11:30 AM	1	0	0	0	0	0	0	0	0	0	0	0	0	0	1	1-10	1
11:45 AM	0	0	0	0	0	0	0	0	0	0	0	0	0	0	0	1-10	0
<b>Day Total Percent</b>																	
<b>AM Peak 15-min Vol</b>																	
<b>PM Peak 15-min Vol</b>																	
<i>Comments:</i>																	

Type of report: Tube Count - Speed Data

LOCATION: SB SE 29th Ave N of SE Van Water St														QC JOB #: 15923824			
SPECIFIC LOCATION:														DIRECTION: SB			
CITY/STATE: Milwaukie, OR														DATE: Sep 20 2022			
Start Time	1 15	16 20	21 25	26 30	31 35	36 40	41 45	46 50	51 55	56 60	61 65	66 70	71 75	76 999	Total	Pace Speed	Number in Pace
12:00 PM	0	0	0	0	0	0	0	0	0	0	0	0	0	0	0	1-10	0
12:15 PM	0	1	0	0	0	0	0	0	0	0	0	0	0	0	1	11-20	1
12:30 PM	0	1	0	0	0	0	0	0	0	0	0	0	0	0	1	11-20	1
12:45 PM	0	0	0	0	0	0	0	0	0	0	0	0	0	0	0	1-10	0
01:00 PM	2	0	0	0	0	0	0	0	0	0	0	0	0	0	2	1-10	1
01:15 PM	2	0	0	0	0	0	0	0	0	0	0	0	0	0	2	1-10	1
01:30 PM	0	1	0	0	0	0	0	0	0	0	0	0	0	0	1	11-20	1
01:45 PM	3	1	0	0	0	0	0	0	0	0	0	0	0	0	4	1-10	2
02:00 PM	1	0	0	0	0	0	0	0	0	0	0	0	0	0	1	1-10	1
02:15 PM	0	0	0	0	0	0	0	0	0	0	0	0	0	0	0	1-10	0
02:30 PM	0	0	0	0	0	0	0	0	0	0	0	0	0	0	0	1-10	0
02:45 PM	0	0	0	0	0	0	0	0	0	0	0	0	0	0	0	1-10	0
03:00 PM	0	0	0	0	0	0	0	0	0	0	0	0	0	0	0	1-10	0
03:15 PM	0	0	0	0	0	0	0	0	0	0	0	0	0	0	0	1-10	0
03:30 PM	0	0	0	0	0	0	0	0	0	0	0	0	0	0	0	1-10	0
03:45 PM	0	0	0	0	0	0	0	0	0	0	0	0	0	0	0	1-10	0
04:00 PM	0	1	0	0	0	0	0	0	0	0	0	0	0	0	1	11-20	1
04:15 PM	0	1	0	0	0	0	0	0	0	0	0	0	0	0	1	11-20	1
04:30 PM	2	0	0	0	0	0	0	0	0	0	0	0	0	0	2	1-10	1
04:45 PM	0	0	0	0	0	0	0	0	0	0	0	0	0	0	0	1-10	0
05:00 PM	1	0	0	0	0	0	0	0	0	0	0	0	0	0	1	1-10	1
05:15 PM	0	0	0	0	0	0	0	0	0	0	0	0	0	0	0	1-10	0
05:30 PM	0	0	0	0	0	0	0	0	0	0	0	0	0	0	0	1-10	0
05:45 PM	0	0	0	0	0	0	0	0	0	0	0	0	0	0	0	1-10	0
<b>Day Total</b>																	
<b>Percent</b>																	
<b>AM Peak</b>																	
<b>15-min Vol</b>																	
<b>PM Peak</b>																	
<b>15-min Vol</b>																	
<i>Comments:</i>																	

Type of report: Tube Count - Speed Data

LOCATION: SB SE 29th Ave N of SE Van Water St														QC JOB #: 15923824			
SPECIFIC LOCATION:														DIRECTION: SB			
CITY/STATE: Milwaukie, OR														DATE: Sep 20 2022			
Start Time	15	20	25	30	35	40	45	50	55	60	65	70	75	999	Total	Pace Speed	Number in Pace
06:00 PM	0	0	0	0	0	0	0	0	0	0	0	0	0	0	0	1-10	0
06:15 PM	2	0	0	0	0	0	0	0	0	0	0	0	0	0	2	1-10	1
06:30 PM	0	0	0	0	0	0	0	0	0	0	0	0	0	0	0	1-10	0
06:45 PM	0	0	0	0	0	0	0	0	0	0	0	0	0	0	0	1-10	0
07:00 PM	0	0	0	0	0	0	0	0	0	0	0	0	0	0	0	1-10	0
07:15 PM	0	1	0	0	0	0	0	0	0	0	0	0	0	0	1	11-20	1
07:30 PM	3	0	0	0	0	0	0	0	0	0	0	0	0	0	3	1-10	2
07:45 PM	0	0	0	0	0	0	0	0	0	0	0	0	0	0	0	1-10	0
08:00 PM	1	0	0	0	0	0	0	0	0	0	0	0	0	0	1	1-10	1
08:15 PM	0	0	0	0	0	0	0	0	0	0	0	0	0	0	0	1-10	0
08:30 PM	0	0	0	0	0	0	0	0	0	0	0	0	0	0	0	1-10	0
08:45 PM	0	0	0	0	0	0	0	0	0	0	0	0	0	0	0	1-10	0
09:00 PM	1	0	0	0	0	0	0	0	0	0	0	0	0	0	1	1-10	1
09:15 PM	1	0	0	0	0	0	0	0	0	0	0	0	0	0	1	1-10	1
09:30 PM	0	0	0	0	0	0	0	0	0	0	0	0	0	0	0	1-10	0
09:45 PM	0	0	0	0	0	0	0	0	0	0	0	0	0	0	0	1-10	0
10:00 PM	0	0	0	0	0	0	0	0	0	0	0	0	0	0	0	1-10	0
10:15 PM	0	0	0	0	0	0	0	0	0	0	0	0	0	0	0	1-10	0
10:30 PM	0	0	0	0	0	0	0	0	0	0	0	0	0	0	0	1-10	0
10:45 PM	1	0	0	0	0	0	0	0	0	0	0	0	0	0	1	1-10	1
11:00 PM	0	0	0	0	0	0	0	0	0	0	0	0	0	0	0	1-10	0
11:15 PM	0	0	0	0	0	0	0	0	0	0	0	0	0	0	0	1-10	0
11:30 PM	0	0	0	0	0	0	0	0	0	0	0	0	0	0	0	1-10	0
11:45 PM	0	0	0	0	0	0	0	0	0	0	0	0	0	0	0	1-10	0
<b>Day Total</b>	28	10	1	0	0	0	0	0	0	0	0	0	0	0	39	11-20	19
<b>Percent</b>	71.8%	25.6%	2.6%	0%	0%	0%	0%	0%	0%	0%	0%	0%	0%	0%			
<b>AM Peak 15-min Vol</b>	9:15 AM	7:30 AM	12:00 AM	12:00 AM	12:00 AM	12:00 AM	12:00 AM	12:00 AM	12:00 AM	12:00 AM	12:00 AM	12:00 AM	12:00 AM	12:00 AM	9:15 AM		
	2	1	1	0	0	0	0	0	0	0	0	0	0	0	2		
<b>PM Peak 15-min Vol</b>	1:45 PM	12:15 PM	12:00 PM	12:00 PM	12:00 PM	12:00 PM	12:00 PM	12:00 PM	12:00 PM	12:00 PM	12:00 PM	12:00 PM	12:00 PM	12:00 PM	1:45 PM		
	3	1	0	0	0	0	0	0	0	0	0	0	0	0	4		
<i>Comments:</i>																	

Report generated on 10/10/2022 3:09 PM

SOURCE: Quality Counts, LLC (<http://www.qualitycounts.net>)

Type of report: Tube Count - Speed Data

**SUMMARY - Tube Count - Speed Data**

<b>LOCATION:</b> SB SE 29th Ave N of SE Van Water St														<b>QC JOB #:</b> 15923824			
<b>SPECIFIC LOCATION:</b>														<b>DIRECTION:</b> SB			
<b>CITY/STATE:</b> Milwaukie, OR														<b>DATE:</b> Sep 20 2022			
Speed Range	1 15	16 20	21 25	26 30	31 35	36 40	41 45	46 50	51 55	56 60	61 65	66 70	71 75	76 999	Total	Pace Speed	Number in Pace
<b>Grand Total</b>	28	10	1	0	0	0	0	0	0	0	0	0	0	0	39	11-20	19
<b>Percent</b>	71.8%	25.6%	2.6%	0%	0%	0%	0%	0%	0%	0%	0%	0%	0%	0%			
<b>Cumulative Percent</b>	71.8%	97.4%	100%	100%	100%	100%	100%	100%	100%	100%	100%	100%	100%	100%			
<b>ADT</b> 39															<b>85th Percentile:</b> 17 MPH <b>Mean Speed(Average):</b> 10 MPH <b>Median:</b> 10 MPH <b>Mode:</b> 8 MPH		
<i>Comments:</i>																	

Report generated on 10/10/2022 3:09 PM

SOURCE: Quality Counts, LLC (<http://www.qualitycounts.net>)



Type of report: Tube Count - Speed Data

LOCATION: WB SE Van Water St E of SE 29th Ave															QC JOB #: 15923825		
SPECIFIC LOCATION:															DIRECTION: WB		
CITY/STATE: Milwaukie, OR															DATE: Sep 20 2022		
Start Time	1 15	16 20	21 25	26 30	31 35	36 40	41 45	46 50	51 55	56 60	61 65	66 70	71 75	76 999	Total	Pace Speed	Number in Pace
12:00 AM	0	0	0	0	0	0	0	0	0	0	0	0	0	0	0	1-10	0
12:15 AM	0	0	0	0	0	0	0	0	0	0	0	0	0	0	0	1-10	0
12:30 AM	0	0	0	0	0	0	0	0	0	0	0	0	0	0	0	1-10	0
12:45 AM	0	0	0	0	0	0	0	0	0	0	0	0	0	0	0	1-10	0
01:00 AM	0	0	0	0	0	0	0	0	0	0	0	0	0	0	0	1-10	0
01:15 AM	0	1	0	0	0	0	0	0	0	0	0	0	0	0	1	11-20	1
01:30 AM	0	0	0	0	0	0	0	0	0	0	0	0	0	0	0	1-10	0
01:45 AM	0	0	0	0	0	0	0	0	0	0	0	0	0	0	0	1-10	0
02:00 AM	0	0	0	0	0	0	0	0	0	0	0	0	0	0	0	1-10	0
02:15 AM	0	0	0	0	0	0	0	0	0	0	0	0	0	0	0	1-10	0
02:30 AM	0	0	0	0	0	0	0	0	0	0	0	0	0	0	0	1-10	0
02:45 AM	0	0	0	0	0	0	0	0	0	0	0	0	0	0	0	1-10	0
03:00 AM	0	0	0	0	0	0	0	0	0	0	0	0	0	0	0	1-10	0
03:15 AM	0	0	0	0	0	0	0	0	0	0	0	0	0	0	0	1-10	0
03:30 AM	0	0	0	0	0	0	0	0	0	0	0	0	0	0	0	1-10	0
03:45 AM	0	0	0	0	0	0	0	0	0	0	0	0	0	0	0	1-10	0
04:00 AM	0	0	0	0	0	0	0	0	0	0	0	0	0	0	0	1-10	0
04:15 AM	0	0	0	0	0	0	0	0	0	0	0	0	0	0	0	1-10	0
04:30 AM	0	0	0	0	0	0	0	0	0	0	0	0	0	0	0	1-10	0
04:45 AM	0	0	0	0	0	0	0	0	0	0	0	0	0	0	0	1-10	0
05:00 AM	0	0	0	0	0	0	0	0	0	0	0	0	0	0	0	1-10	0
05:15 AM	0	0	0	0	0	0	0	0	0	0	0	0	0	0	0	1-10	0
05:30 AM	1	0	0	0	0	0	0	0	0	0	0	0	0	0	1	1-10	1
05:45 AM	0	0	0	0	0	0	0	0	0	0	0	0	0	0	0	1-10	0
<b>Day Total Percent</b>																	
<b>AM Peak 15-min Vol</b>																	
<b>PM Peak 15-min Vol</b>																	
<i>Comments:</i>																	



Type of report: Tube Count - Speed Data

**LOCATION:** WB SE Van Water St E of SE 29th Ave **QC JOB #:** 15923825  
**SPECIFIC LOCATION:** **DIRECTION:** WB  
**CITY/STATE:** Milwaukie, OR **DATE:** Sep 20 2022

Start Time	1 15	16 20	21 25	26 30	31 35	36 40	41 45	46 50	51 55	56 60	61 65	66 70	71 75	76 999	Total	Pace Speed	Number in Pace
06:00 AM	0	0	0	0	0	0	0	0	0	0	0	0	0	0	0	1-10	0
06:15 AM	0	1	0	0	0	0	0	0	0	0	0	0	0	0	1	11-20	1
06:30 AM	0	0	0	0	0	0	0	0	0	0	0	0	0	0	0	1-10	0
06:45 AM	0	0	0	0	0	0	0	0	0	0	0	0	0	0	0	1-10	0
07:00 AM	0	3	0	0	0	0	0	0	0	0	0	0	0	0	3	11-20	3
07:15 AM	0	1	0	0	0	0	0	0	0	0	0	0	0	0	1	11-20	1
07:30 AM	0	1	0	0	0	0	0	0	0	0	0	0	0	0	1	11-20	1
07:45 AM	1	0	0	0	0	0	0	0	0	0	0	0	0	0	1	1-10	1
08:00 AM	0	1	0	0	0	0	0	0	0	0	0	0	0	0	1	11-20	1
08:15 AM	0	3	0	0	0	0	0	0	0	0	0	0	0	0	3	11-20	3
08:30 AM	0	1	0	0	0	0	0	0	0	0	0	0	0	0	1	11-20	1
08:45 AM	0	2	0	0	0	0	0	0	0	0	0	0	0	0	2	11-20	2
09:00 AM	1	0	0	0	0	0	0	0	0	0	0	0	0	0	1	1-10	1
09:15 AM	0	0	1	0	0	0	0	0	0	0	0	0	0	0	1	16-25	1
09:30 AM	0	1	0	0	0	0	0	0	0	0	0	0	0	0	1	11-20	1
09:45 AM	1	2	0	0	0	0	0	0	0	0	0	0	0	0	3	11-20	2
10:00 AM	1	2	2	0	0	0	0	0	0	0	0	0	0	0	5	16-25	4
10:15 AM	0	1	0	0	0	0	0	0	0	0	0	0	0	0	1	11-20	1
10:30 AM	1	2	0	0	0	0	0	0	0	0	0	0	0	0	3	11-20	2
10:45 AM	0	0	1	1	0	0	0	0	0	0	0	0	0	0	2	21-30	2
11:00 AM	2	1	0	0	0	0	0	0	0	0	0	0	0	0	3	11-20	2
11:15 AM	0	0	0	0	0	0	0	0	0	0	0	0	0	0	0	1-10	0
11:30 AM	0	1	0	0	0	0	0	0	0	0	0	0	0	0	1	11-20	1
11:45 AM	1	1	0	0	0	0	0	0	0	0	0	0	0	0	2	11-20	1
<b>Day Total Percent</b>																	
<b>AM Peak 15-min Vol</b>																	
<b>PM Peak 15-min Vol</b>																	

*Comments:*

Type of report: Tube Count - Speed Data

LOCATION: WB SE Van Water St E of SE 29th Ave															QC JOB #: 15923825		
SPECIFIC LOCATION:															DIRECTION: WB		
CITY/STATE: Milwaukie, OR															DATE: Sep 20 2022		
Start Time	1 15	16 20	21 25	26 30	31 35	36 40	41 45	46 50	51 55	56 60	61 65	66 70	71 75	76 999	Total	Pace Speed	Number in Pace
12:00 PM	0	0	1	0	0	0	0	0	0	0	0	0	0	0	1	16-25	1
12:15 PM	1	1	0	0	0	0	0	0	0	0	0	0	0	0	2	11-20	1
12:30 PM	2	3	0	0	0	0	0	0	0	0	0	0	0	0	5	11-20	4
12:45 PM	1	0	1	0	0	0	0	0	0	0	0	0	0	0	2	16-25	1
01:00 PM	1	5	1	1	0	0	0	0	0	0	0	0	0	0	8	16-25	6
01:15 PM	0	1	1	0	0	0	0	0	0	0	0	0	0	0	2	16-25	2
01:30 PM	2	1	1	0	0	0	0	0	0	0	0	0	0	0	4	16-25	2
01:45 PM	0	0	0	0	0	0	0	0	0	0	0	0	0	0	0	1-10	0
02:00 PM	0	1	1	0	0	0	0	0	0	0	0	0	0	0	2	16-25	2
02:15 PM	1	5	1	0	0	0	0	0	0	0	0	0	0	0	7	16-25	6
02:30 PM	0	3	0	0	0	0	0	0	0	0	0	0	0	0	3	11-20	3
02:45 PM	0	2	0	1	0	0	0	0	0	0	0	0	0	0	3	11-20	2
03:00 PM	0	1	1	0	0	0	0	0	0	0	0	0	0	0	2	16-25	2
03:15 PM	0	2	1	0	0	0	0	0	0	0	0	0	0	0	3	16-25	3
03:30 PM	3	1	2	0	0	0	0	0	0	0	0	0	0	0	6	16-25	3
03:45 PM	0	0	0	0	0	0	0	0	0	0	0	0	0	0	0	1-10	0
04:00 PM	3	3	2	0	0	0	0	0	0	0	0	0	0	0	8	16-25	5
04:15 PM	1	2	0	0	0	0	0	0	0	0	0	0	0	0	3	11-20	2
04:30 PM	0	1	1	0	0	0	0	0	0	0	0	0	0	0	2	16-25	2
04:45 PM	0	3	2	0	0	0	0	0	0	0	0	0	0	0	5	16-25	5
05:00 PM	1	4	2	0	0	0	0	0	0	0	0	0	0	0	7	16-25	6
05:15 PM	0	2	4	0	0	0	0	0	0	0	0	0	0	0	6	16-25	6
05:30 PM	2	2	2	0	0	0	0	0	0	0	0	0	0	0	6	16-25	4
05:45 PM	0	1	1	0	0	0	0	0	0	0	0	0	0	0	2	16-25	2
Day Total Percent																	
AM Peak 15-min Vol																	
PM Peak 15-min Vol																	
<i>Comments:</i>																	

Type of report: Tube Count - Speed Data

LOCATION: WB SE Van Water St E of SE 29th Ave														QC JOB #: 15923825			
SPECIFIC LOCATION:														DIRECTION: WB			
CITY/STATE: Milwaukie, OR														DATE: Sep 20 2022			
Start Time	15	16 20	21 25	26 30	31 35	36 40	41 45	46 50	51 55	56 60	61 65	66 70	71 75	76 999	Total	Pace Speed	Number in Pace
06:00 PM	0	2	0	0	0	0	0	0	0	0	0	0	0	0	2	11-20	2
06:15 PM	3	2	2	0	0	0	0	1	0	0	0	0	0	0	8	16-25	4
06:30 PM	0	2	0	0	0	0	0	0	0	0	0	0	0	0	2	11-20	2
06:45 PM	1	1	0	0	0	0	0	0	0	0	0	0	0	0	2	11-20	1
07:00 PM	0	0	1	0	0	0	0	0	0	0	0	0	0	0	1	16-25	1
07:15 PM	0	2	1	0	0	0	0	0	0	0	0	0	0	0	3	16-25	3
07:30 PM	0	3	0	0	0	0	0	0	0	0	0	0	0	0	3	11-20	3
07:45 PM	0	1	0	0	0	0	0	0	0	0	0	0	0	0	1	11-20	1
08:00 PM	1	2	0	0	0	0	0	0	0	0	0	0	0	0	3	11-20	2
08:15 PM	2	0	0	0	0	0	0	0	0	0	0	0	0	0	2	1-10	1
08:30 PM	0	2	0	0	0	0	0	0	0	0	0	0	0	0	2	11-20	2
08:45 PM	0	0	1	1	0	0	0	0	0	0	0	0	0	0	2	21-30	2
09:00 PM	0	0	0	0	0	0	0	0	0	0	0	0	0	0	0	1-10	0
09:15 PM	0	0	0	0	0	0	0	0	0	0	0	0	0	0	0	1-10	0
09:30 PM	0	1	0	0	0	0	0	0	0	0	0	0	0	0	1	11-20	1
09:45 PM	0	1	0	0	0	0	0	0	0	0	0	0	0	0	1	11-20	1
10:00 PM	0	0	1	0	0	0	0	0	0	0	0	0	0	0	1	16-25	1
10:15 PM	0	1	1	0	0	0	0	0	0	0	0	0	0	0	2	16-25	2
10:30 PM	0	0	0	0	0	0	0	0	0	0	0	0	0	0	0	1-10	0
10:45 PM	0	1	0	0	0	0	0	0	0	0	0	0	0	0	1	11-20	1
11:00 PM	1	0	0	0	0	0	0	0	0	0	0	0	0	0	1	1-10	1
11:15 PM	1	1	0	0	0	0	0	0	0	0	0	0	0	0	2	11-20	1
11:30 PM	0	0	1	0	0	0	0	0	0	0	0	0	0	0	1	16-25	1
11:45 PM	0	0	0	0	0	0	0	0	0	0	0	0	0	0	0	1-10	0
<b>Day Total</b>	36	91	37	4	0	0	0	1	0	0	0	0	0	0	169	16-25	128
<b>Percent</b>	21.3%	53.8%	21.9%	2.4%	0%	0%	0%	0.6%	0%	0%	0%	0%	0%	0%			
<b>AM Peak 15-min Vol</b>	11:00 AM	7:00 AM	10:00 AM	10:45 AM	12:00 AM	12:00 AM	12:00 AM	12:00 AM	12:00 AM	12:00 AM	12:00 AM	12:00 AM	12:00 AM	12:00 AM	10:00 AM		
	2	3	2	1	0	0	0	0	0	0	0	0	0	0	5		
<b>PM Peak 15-min Vol</b>	3:30 PM	1:00 PM	5:15 PM	1:00 PM	12:00 PM	12:00 PM	12:00 PM	6:15 PM	12:00 PM	12:00 PM	12:00 PM	12:00 PM	12:00 PM	12:00 PM	1:00 PM		
	3	5	4	1	0	0	0	1	0	0	0	0	0	0	8		
<i>Comments:</i>																	

Report generated on 10/10/2022 3:09 PM

SOURCE: Quality Counts, LLC (<http://www.qualitycounts.net>)

Type of report: Tube Count - Speed Data

**SUMMARY - Tube Count - Speed Data**

<b>LOCATION:</b> WB SE Van Water St E of SE 29th Ave														<b>QC JOB #:</b> 15923825			
<b>SPECIFIC LOCATION:</b>														<b>DIRECTION:</b> WB			
<b>CITY/STATE:</b> Milwaukie, OR														<b>DATE:</b> Sep 20 2022			
Speed Range	1 15	16 20	21 25	26 30	31 35	36 40	41 45	46 50	51 55	56 60	61 65	66 70	71 75	76 999	Total	Pace Speed	Number in Pace
<b>Grand Total</b>	36	91	37	4	0	0	0	1	0	0	0	0	0	0	169	16-25	128
<b>Percent</b>	21.3%	53.8%	21.9%	2.4%	0%	0%	0%	0.6%	0%	0%	0%	0%	0%	0%			
<b>Cumulative Percent</b>	21.3%	75.1%	97%	99.4%	99.4%	99.4%	99.4%	100%	100%	100%	100%	100%	100%	100%			
<b>ADT 169</b>															<b>85th Percentile:</b> 22 MPH <b>Mean Speed(Average):</b> 17 MPH <b>Median:</b> 17 MPH <b>Mode:</b> 18 MPH		
<i>Comments:</i>																	

Report generated on 10/10/2022 3:09 PM

SOURCE: Quality Counts, LLC (<http://www.qualitycounts.net>)



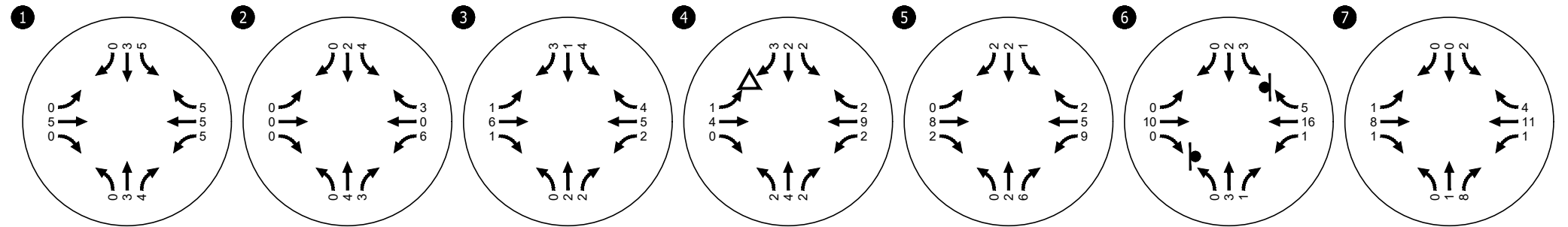
---

## Appendix C Volume Summary

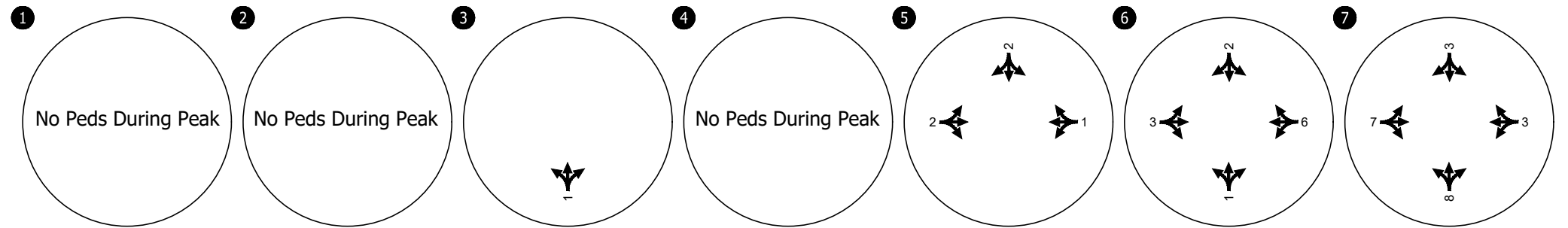
---



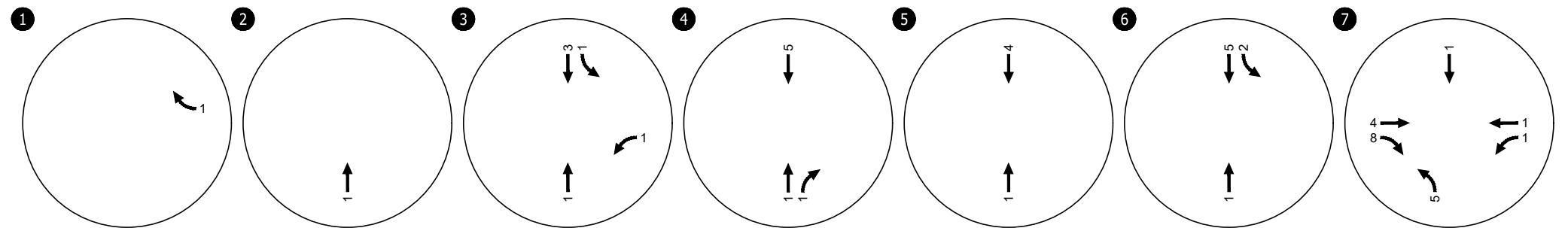
Vehicle Volumes



Pedestrian Volumes



Cyclist Volumes

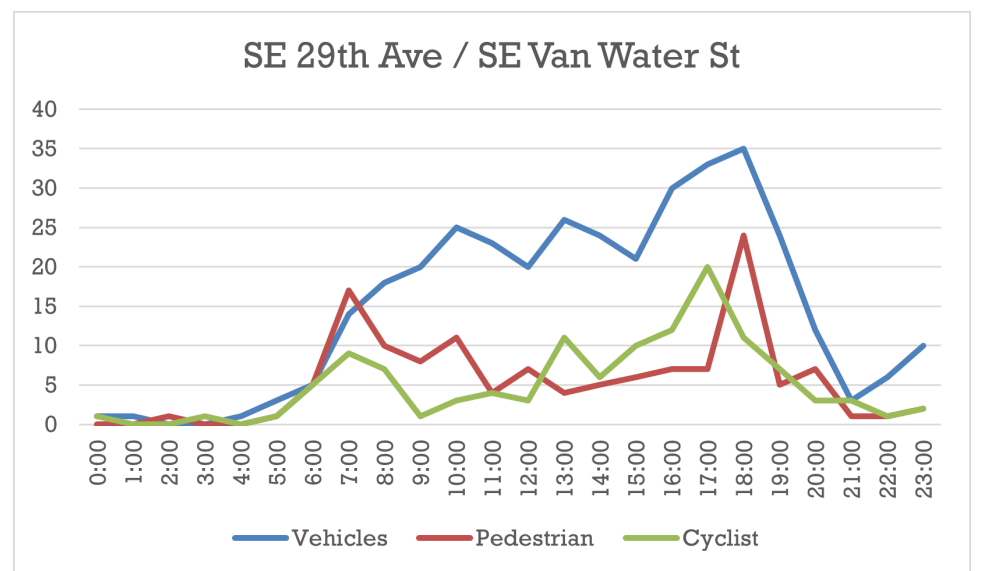
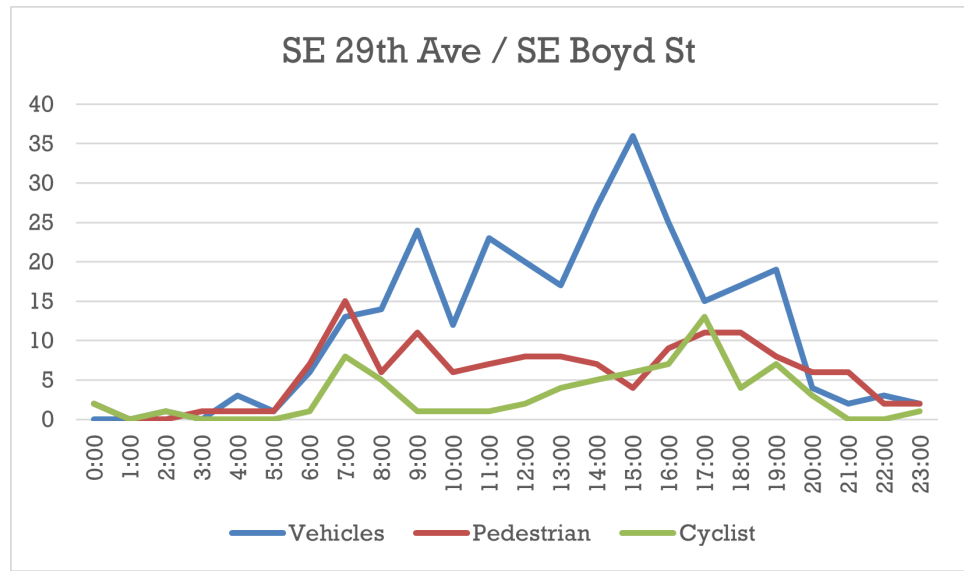
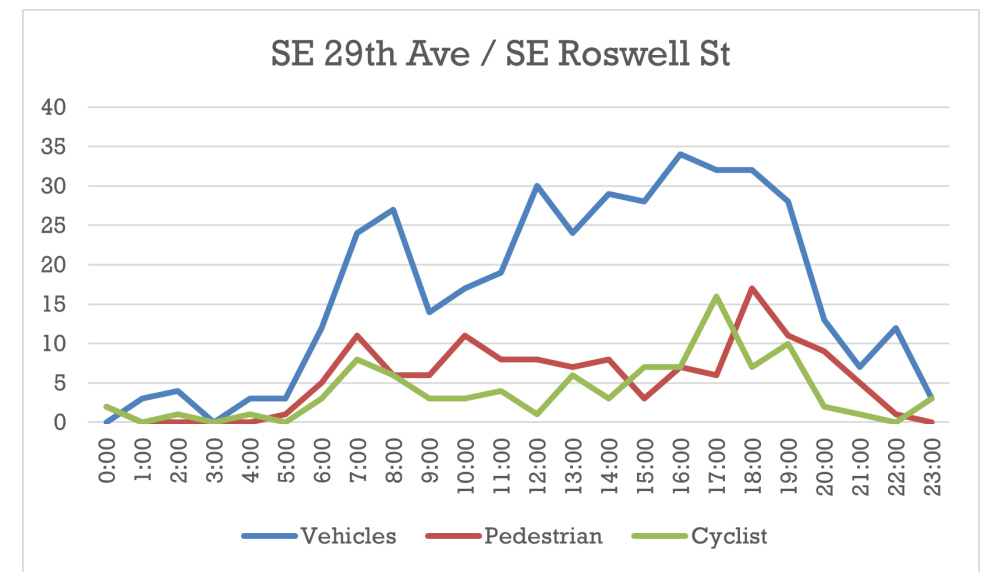
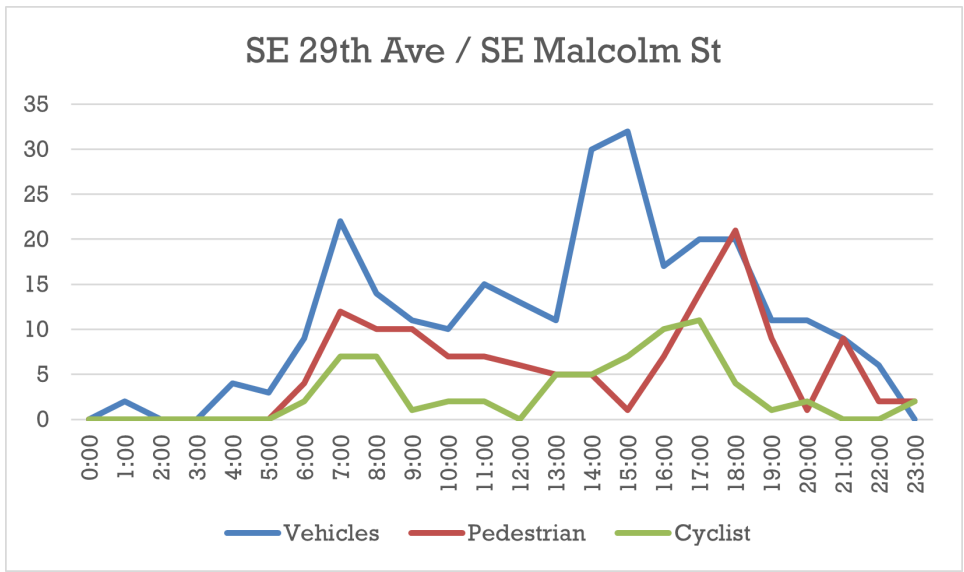
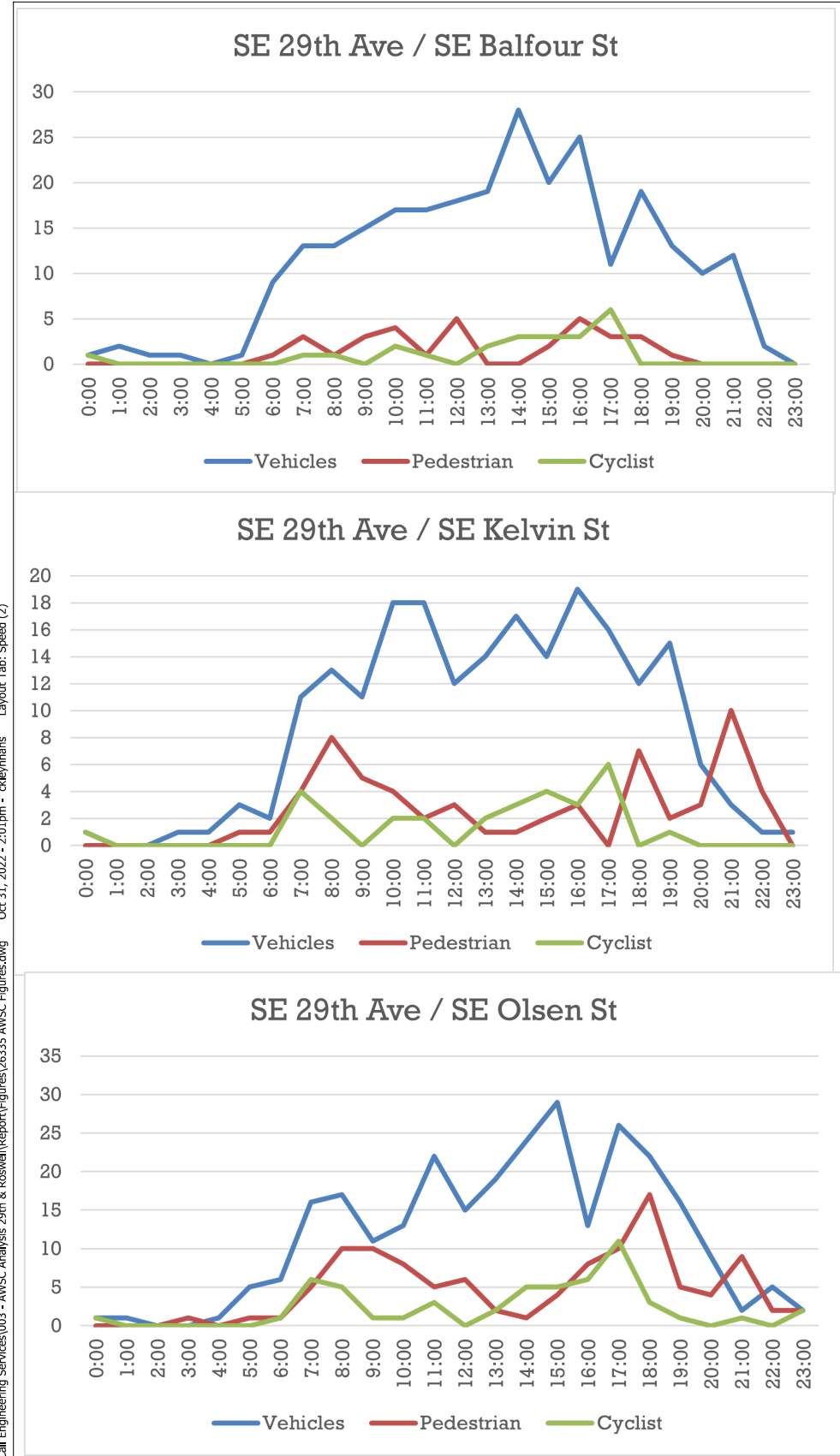


Note: Data Collection Date - 09-20-2022

- ## - STUDY INTERSECTION
- - STOP SIGN
- ▽ - YIELD SIGN

2022 Vehicle, Pedestrian and Cyclist Intersection Peak Hour Volumes  
City of Milwaukee

Figure 1



Vehicle, Pedestrian and Cyclist Daily Volume Variation  
City of Milwaukee

Figure  
2

H:\26\26335 - Milwaukee On-Call Engineering Services\003 - AWSC Analysis 29th & Roswell\Report\Figures\26335 AWSC Figures.dwg Oct 31, 2022 - 2:01pm - ckMeyhans Layout Tab: Speed (2)



---

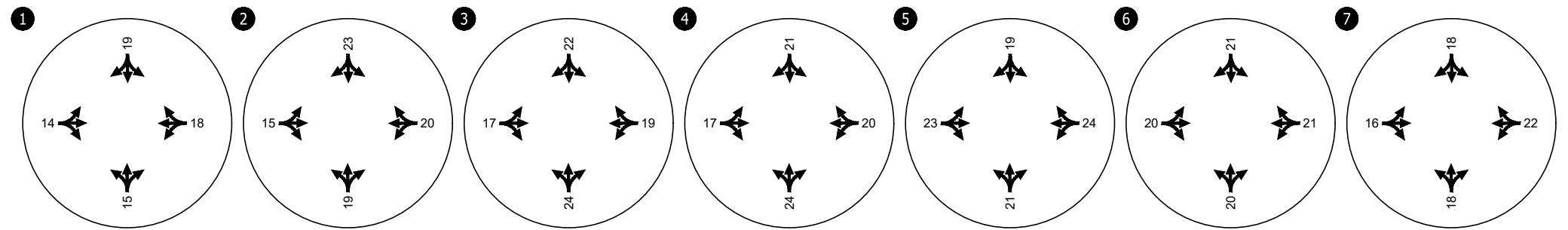
## Appendix D Speed Summary

---

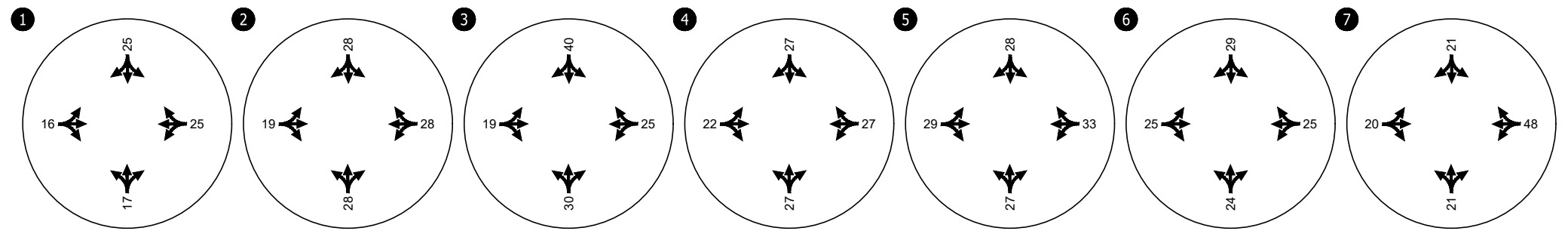




85th Percentile Speed



Maximum Speed



Note: Data Collection Date - 09-20-2022

Maximum and 85th Percentile Speeds  
City of Milwaukee

Figure  
1

---

Appendix E Alta Route  
Connection Options

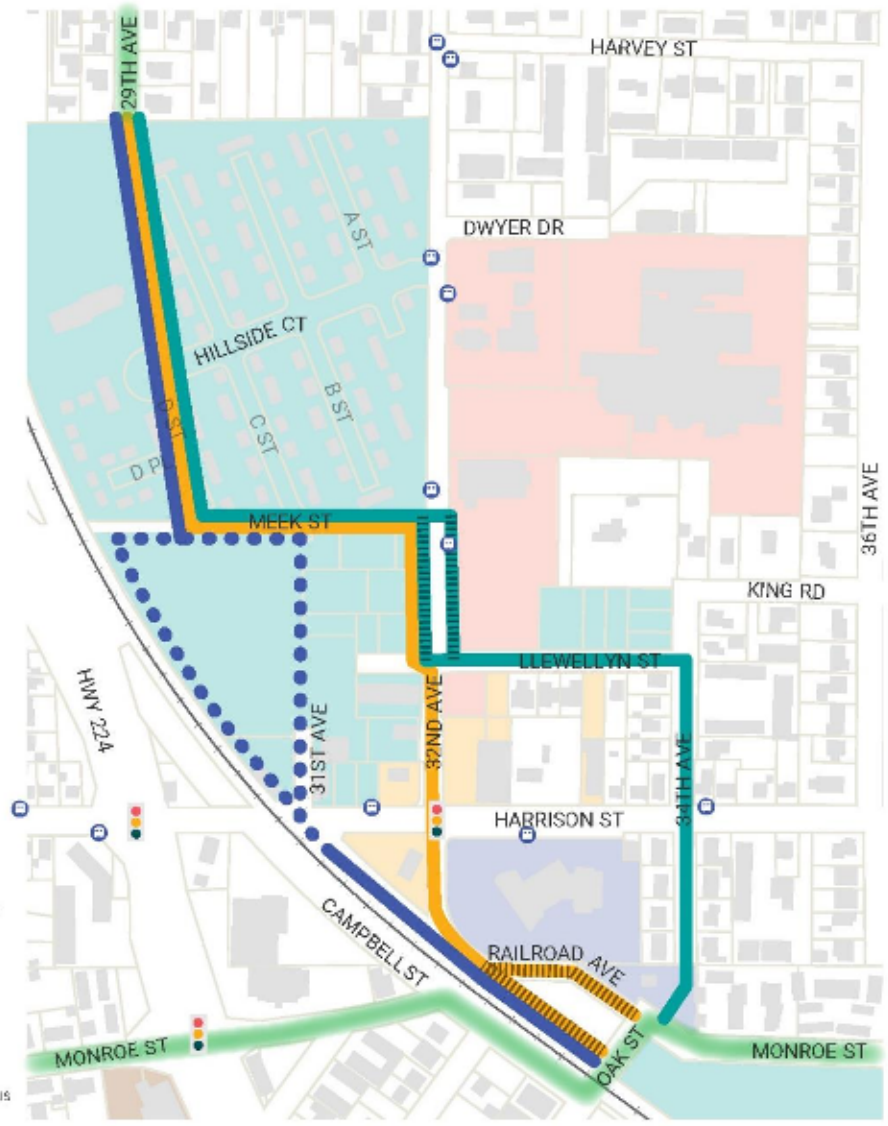
---

Figure 1: All Route Options Map

# ALL ROUTE OPTIONS

## CENTRAL MILWAUKIE BIKEWAY CONNECTIONS

- Railroad
  - Development Site
  - Providence Hospital
  - School
  - Key Businesses
  - City Property
  - Building
  - Property Lines
  - Traffic Signal
  - Base Case Option\*
  - Route Option 1\*\*
  - Route Option 2\*\*
  - Neighborhood Greenway connection
  - Bus Stop
- \*Dotted line indicates route location still to be determined or unknown
- \*\*Hash marks indicate multiple options exist in these locations



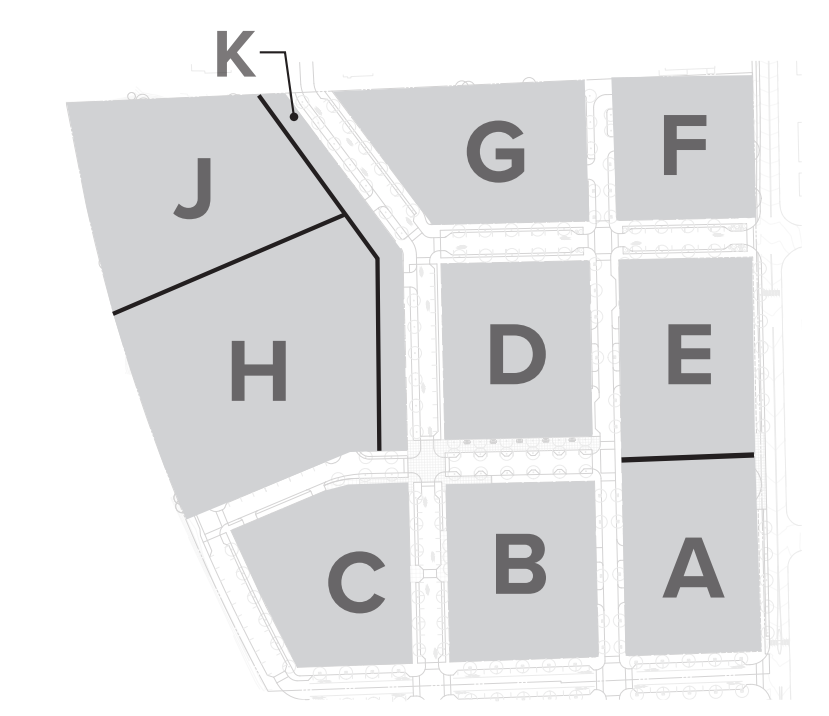
---

Appendix F    Redevelopment  
Master Plan

---



**KEY PLAN**



**LEGEND**

- parking ratio
- # of stories (res.) / over commercial
- # of units
- Building

**TABULATIONS**

Lot A	= 1.34 ac	<b>75 du/ac</b>
Lot B	= 1.38 ac	<b>78 du/ac</b>
Lot C	= 1.29 ac	<b>50 du/ac</b>
Lot D	= 1.39 ac	<b>39 du/ac</b>
Lot E	= 1.39 ac	<b>67 du/ac</b>
Lot F	= 0.99 ac	<b>40 du/ac</b>
Lot G	= 1.52 ac	<b>18 du/ac</b>
Lot H	= 2.45 ac	<b>37 du/ac</b>
Lot J	= 1.79 ac	<b>0 du/ac</b>
Lot K	= 1.06 ac	<b>11 du/ac</b>
<b>Total</b>	<b>= 14.61 ac</b>	

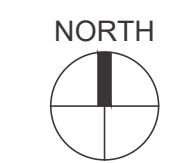
  

Hillside Manor (existing)	= 100 units
Hillside Park (replacement units)	= 100 units
<b>Net New Units (to be developed)</b>	<b>= 400 units</b>
<b>Grand Total</b>	<b>= 600 units</b>

Off-street parking*	= 352 stalls
On-street parking	= 137 stalls
<b>Total</b>	<b>= 489 stalls</b>

**MASTER PLAN**



**MP 1.3**

Health, Housing & Human Services  
CENTRAL FLORIDA COUNTY

**SEA**  
SCOTT EDWARDS ARCHITECTURE