

Appendix

Turning Movement Counts

Daily Volume and Speed Surveys

Left Turn Warrants

ODOT Collision Data Summary

Turning Movement Counts

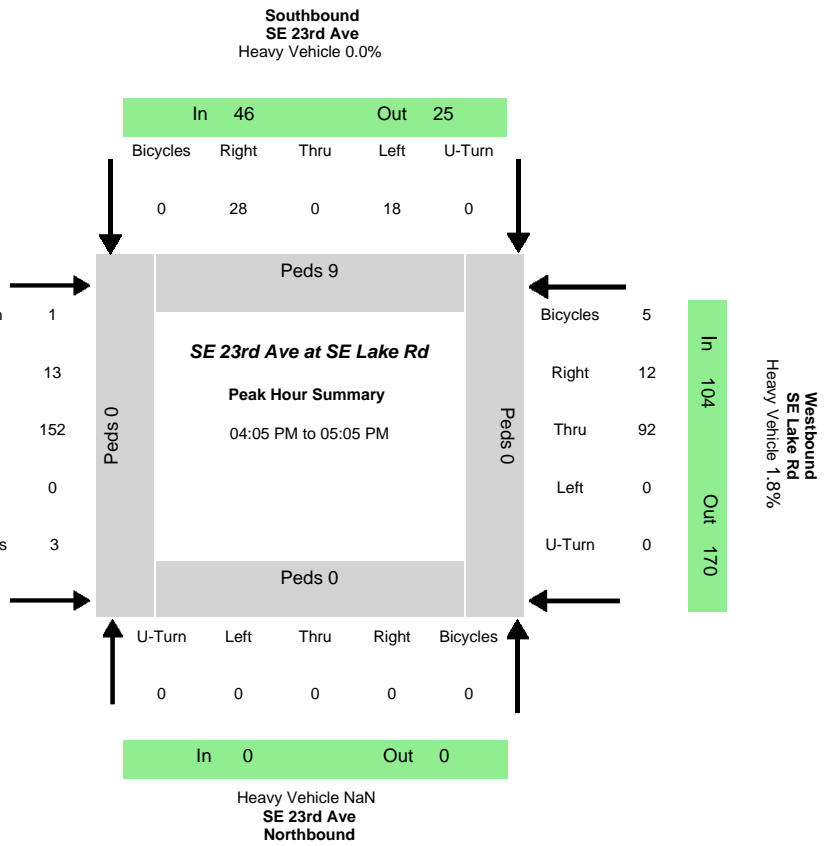
Data Provided by K-D-N.com 503-594-4224

N/S street	SE 23rd Ave
E/W street	SE Lake Rd
City, State	Milwaukie OR
Site Notes	
Location	45.440136 - -122.63825
Start Date	Wednesday, December 04, 2019
Start Time	04:00:00 PM
Weather	
Study ID #	
Peak Hour Start	04:05:00 PM
Peak 15 Min Start	04:10:00 PM
PHF (15-Min Int)	0.87

Eastbound
SE Lake Rd
Heavy Vehicle 1.2%



Out 121
166
In



Peak-Hour Volumes (PHV)

Northbound				Southbound				Eastbound				Westbound				Entering				Leaving			
Left	Thru	Right	Uturn	Left	Thru	Right	Uturn	Left	Thru	Right	Uturn	Left	Thru	Right	Uturn	NB	SB	EB	WB	NB	SB	EB	WB
0	0	0	0	18	0	28	0	13	152	0	1	0	92	12	0	0	46	166	104	0	25	121	170
0.0%				0.0%				0.0%				0.0%				0.0%				0.0%			

Percent Heavy Vehicles

0.0%	0.0%	0.0%	0.0%	0.0%	0.0%	0.0%	0.0%	0.0%	1.3%	0.0%	0.0%	0.0%	1.1%	8.3%	0.0%	NaN	0.0%	1.2%	1.9%	NaN	4.0%	0.8%	1.2%
------	------	------	------	------	------	------	------	------	------	------	------	------	------	------	------	-----	------	------	------	-----	------	------	------

PHV - Bicycles

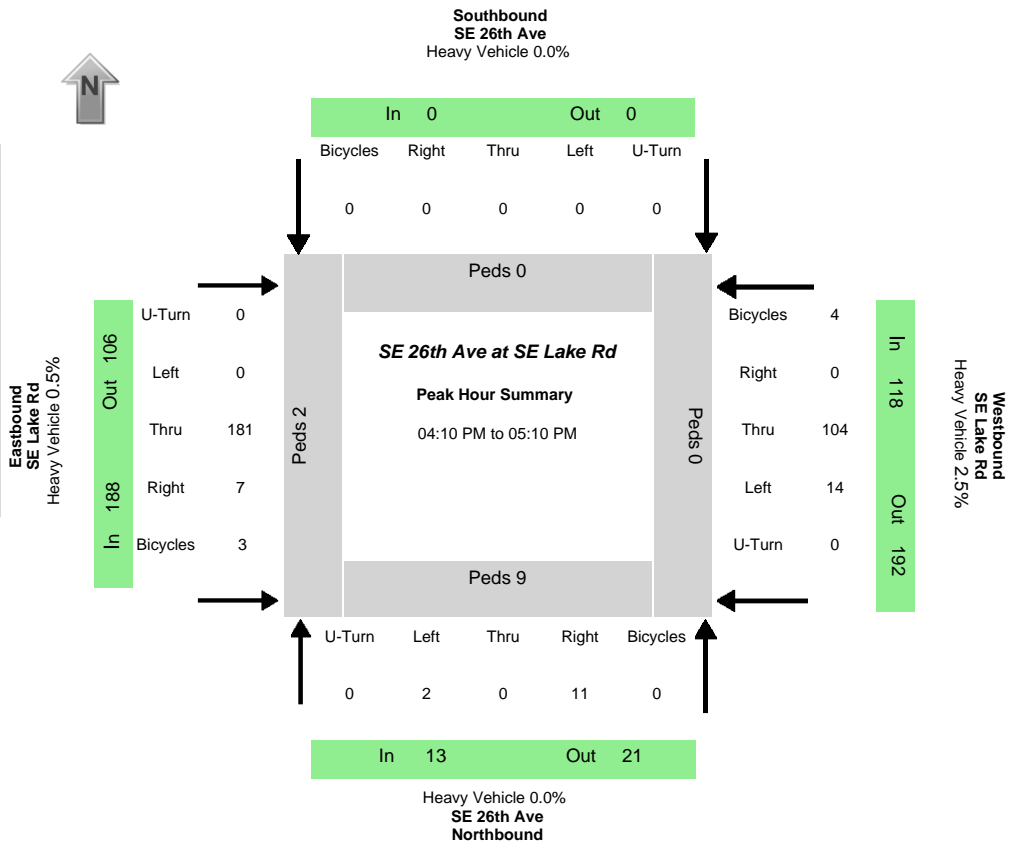
PHV - Bicycles												PHV - Pedestrians									
Northbound				Southbound				Eastbound				Westbound				in Crosswalk					
Left	Thru	Right	Uturn	Left	Thru	Right	Uturn	Left	Thru	Right	Uturn	Left	Thru	Right	Uturn	Sum	NB	SB	EB	WB	Sum
0	0	0	0	0	0	0	0	0	3	0	0	0	5	0	0	8	0	9	0	0	9

All Vehicle Volumes

Time	Northbound SE 23rd Ave				Southbound SE 23rd Ave				Eastbound SE Lake Rd				Westbound SE Lake Rd				15 Min Sum	1 HR Sum
	Left	Thru	Right	Uturn	Left	Thru	Right	Uturn	Left	Thru	Right	Uturn	Left	Thru	Right	Uturn		
04:00:00 PM	0	0	0	0	0	0	1	0	0	9	0	0	0	10	0	0		
04:05:00 PM	0	0	0	0	2	0	5	0	2	12	0	0	0	8	0	0		
04:10:00 PM	0	0	0	0	1	0	2	0	1	13	0	0	0	6	1	0	73	
04:15:00 PM	0	0	0	0	1	0	3	0	1	19	0	0	0	8	0	0	85	
04:20:00 PM	0	0	0	0	2	0	5	0	1	19	0	0	0	5	3	0	91	
04:25:00 PM	0	0	0	0	1	0	3	0	2	6	0	0	0	10	1	0	90	
04:30:00 PM	0	0	0	0	3	0	2	0	1	12	0	1	0	7	1	0	85	
04:35:00 PM	0	0	0	0	0	0	1	0	1	11	0	0	0	6	2	0	71	
04:40:00 PM	0	0	0	0	2	0	1	0	3	9	0	0	0	11	0	0	74	
04:45:00 PM	0	0	0	0	4	0	1	0	0	11	0	0	0	4	2	0	69	
04:50:00 PM	0	0	0	0	1	0	2	0	0	9	0	0	0	8	0	0	68	
04:55:00 PM	0	0	0	0	0	0	2	0	0	17	0	0	0	9	0	0	70	307
05:00:00 PM	0	0	0	0	1	0	1	0	1	14	0	0	0	10	2	0	77	316
05:05:00 PM	0	0	0	0	1	0	2	0	0	15	0	0	0	6	0	0	81	311
05:10:00 PM	0	0	0	0	1	0	1	0	2	14	0	0	0	9	0	0	80	314
05:15:00 PM	0	0	0	0	0	0	0	0	0	8	0	0	0	4	0	0	63	294
05:20:00 PM	0	0	0	0	1	0	1	0	1	10	0	0	0	6	1	0	59	279
05:25:00 PM	0	0	0	0	0	0	2	0	1	10	0	0	0	3	0	0	48	272
05:30:00 PM	0	0	0	0	0	0	1	0	0	12	0	0	0	8	1	0	58	267
05:35:00 PM	0	0	0	0	0	0	0	0	0	13	0	0	0	9	2	0	62	270
05:40:00 PM	0	0	0	0	1	0	2	0	0	5	0	0	0	8	1	0	63	261
05:45:00 PM	0	0	0	0	2	0	1	0	0	10	0	0	0	7	1	0	62	260
05:50:00 PM	0	0	0	0	0	0	0	0	1	7	0	0	0	9	0	0	55	257
05:55:00 PM	0	0	0	0	0	0	0	0	0	8	0	0	0	4	0	0	50	241

Data Provided by K-D-N.com 503-594-4224

N/S street	SE 26th Ave
E/W street	SE Lake Rd
City, State	Milwaukie OR
Site Notes	
Location	45.438809 - -122.635313
Start Date	Wednesday, December 04, 2019
Start Time	04:00:00 PM
Weather	
Study ID #	
Peak Hour Start	04:10:00 PM
Peak 15 Min Start	04:10:00 PM
PHF (15-Min Int)	0.87



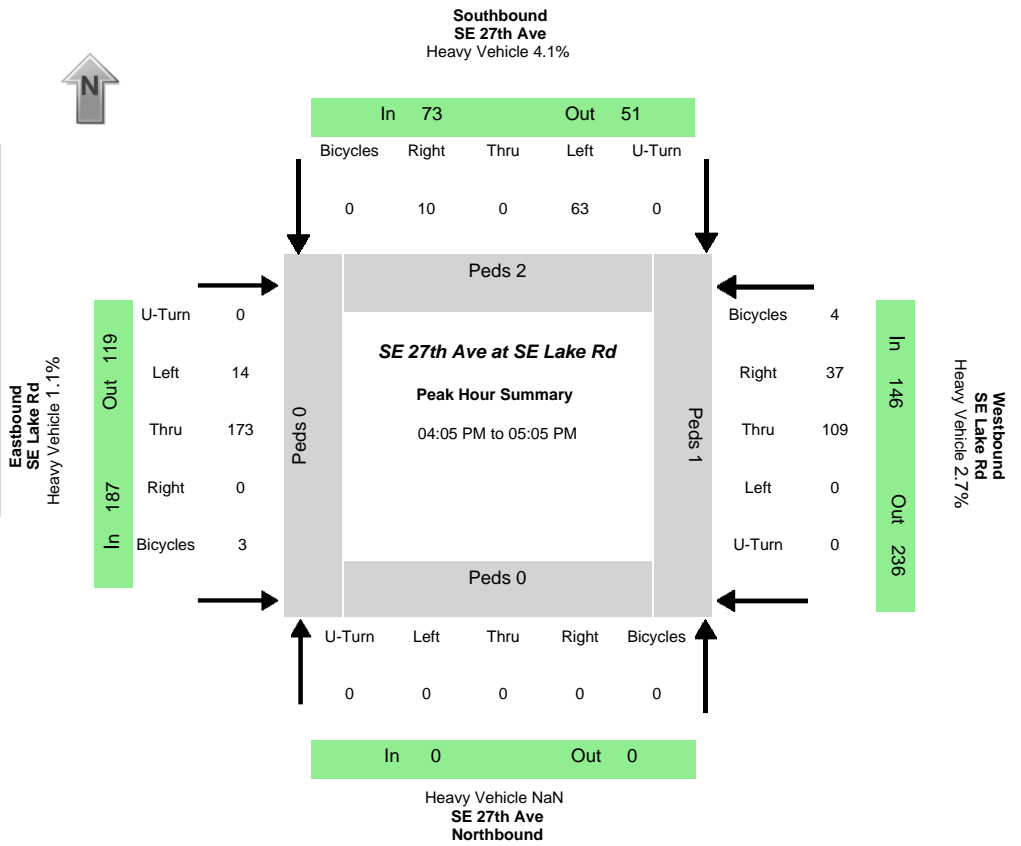
Peak-Hour Volumes (PHV)																							
Northbound				Southbound				Eastbound				Westbound				Entering				Leaving			
Left	Thru	Right	Uturn	Left	Thru	Right	Uturn	Left	Thru	Right	Uturn	Left	Thru	Right	Uturn	NB	SB	EB	WB	NB	SB	EB	WB
2	0	11	0	0	0	0	0	0	181	7	0	14	104	0	0	13	0	188	118	21	0	106	192
Percent Heavy Vehicles																							
0.0%	0.0%	0.0%	0.0%	0.0%	0.0%	0.0%	0.0%	0.0%	0.6%	0.0%	0.0%	0.0%	2.9%	0.0%	0.0%	0.0%	0.0%	0.5%	2.5%	0.0%	0.0%	2.8%	0.5%

PHV- Bicycles														PHV- Pedestrians							
Northbound				Southbound				Eastbound				Westbound				in Crosswalk					
Left	Thru	Right	Uturn	Left	Thru	Right	Uturn	Left	Thru	Right	Uturn	Left	Thru	Right	Uturn	Sum	NB	SB	EB	WB	Sum
0	0	0	0	0	0	0	0	0	3	0	0	0	4	0	0	7	9	0	2	0	11

Time	Northbound SE 26th Ave				Southbound SE 26th Ave				Eastbound SE Lake Rd				Westbound SE Lake Rd				15 Min Sum	1 HR Sum	
	Left	Thru	Right	Uturn	Left	Thru	Right	Uturn	Left	Thru	Right	Uturn	Left	Thru	Right	Uturn			
04:00:00 PM	0	0	0	0	0	0	0	0	0	11	0	0	0	0	11	0	0		
04:05:00 PM	0	0	0	0	0	0	0	0	0	16	0	0	0	0	8	0	0		
04:10:00 PM	0	0	4	0	0	0	0	0	0	17	1	0	0	0	7	0	0	75	
04:15:00 PM	0	0	0	0	0	0	0	0	0	19	1	0	0	2	10	0	0	85	
04:20:00 PM	0	0	1	0	0	0	0	0	0	22	0	0	0	1	7	0	0	92	
04:25:00 PM	0	0	0	0	0	0	0	0	0	12	0	0	0	4	11	0	0	90	
04:30:00 PM	1	0	0	0	0	0	0	0	0	13	1	0	0	1	5	0	0	79	
04:35:00 PM	0	0	0	0	0	0	0	0	0	11	0	0	0	0	8	0	0	67	
04:40:00 PM	0	0	0	0	0	0	0	0	0	15	0	0	0	0	9	0	0	64	
04:45:00 PM	0	0	0	0	0	0	0	0	0	14	1	0	0	1	10	0	0	69	
04:50:00 PM	1	0	1	0	0	0	0	0	0	10	0	0	0	0	8	0	0	70	
04:55:00 PM	0	0	0	0	0	0	0	0	0	17	1	0	0	2	8	0	0	74	303
05:00:00 PM	0	0	3	0	0	0	0	0	0	14	0	0	0	2	14	0	0	81	314
05:05:00 PM	0	0	2	0	0	0	0	0	0	17	2	0	0	1	7	0	0	90	319
05:10:00 PM	0	0	2	0	0	0	0	0	0	15	0	0	0	0	7	0	0	86	314
05:15:00 PM	0	0	1	0	0	0	0	0	0	7	0	0	0	1	3	0	0	65	294
05:20:00 PM	1	0	0	0	0	0	0	0	0	11	2	0	0	0	6	0	0	56	283
05:25:00 PM	0	0	2	0	0	0	0	0	0	10	0	0	0	1	3	0	0	48	272
05:30:00 PM	0	0	1	0	0	0	0	0	0	9	3	0	0	0	9	0	0	58	273
05:35:00 PM	0	0	0	0	0	0	0	0	0	14	0	0	0	3	11	0	0	66	282
05:40:00 PM	0	0	2	0	0	0	0	0	0	5	0	0	0	1	9	0	0	67	275
05:45:00 PM	0	0	1	0	0	0	0	0	0	12	1	0	0	1	8	0	0	68	272
05:50:00 PM	0	0	0	0	0	0	0	0	0	5	0	0	0	1	12	0	0	58	270
05:55:00 PM	0	0	0	0	0	0	0	0	0	10	1	0	0	0	10	0	0	62	263

Data Provided by K-D-N.com 503-594-4224

N/S street	SE 27th Ave
E/W street	SE Lake Rd
City, State	Milwaukie OR
Site Notes	
Location	45.438574 - -122.634798
Start Date	Wednesday, December 04, 2019
Start Time	04:00:00 PM
Weather	
Study ID #	
Peak Hour Start	04:05:00 PM
Peak 15 Min Start	04:05:00 PM
PHF (15-Min Int)	0.88



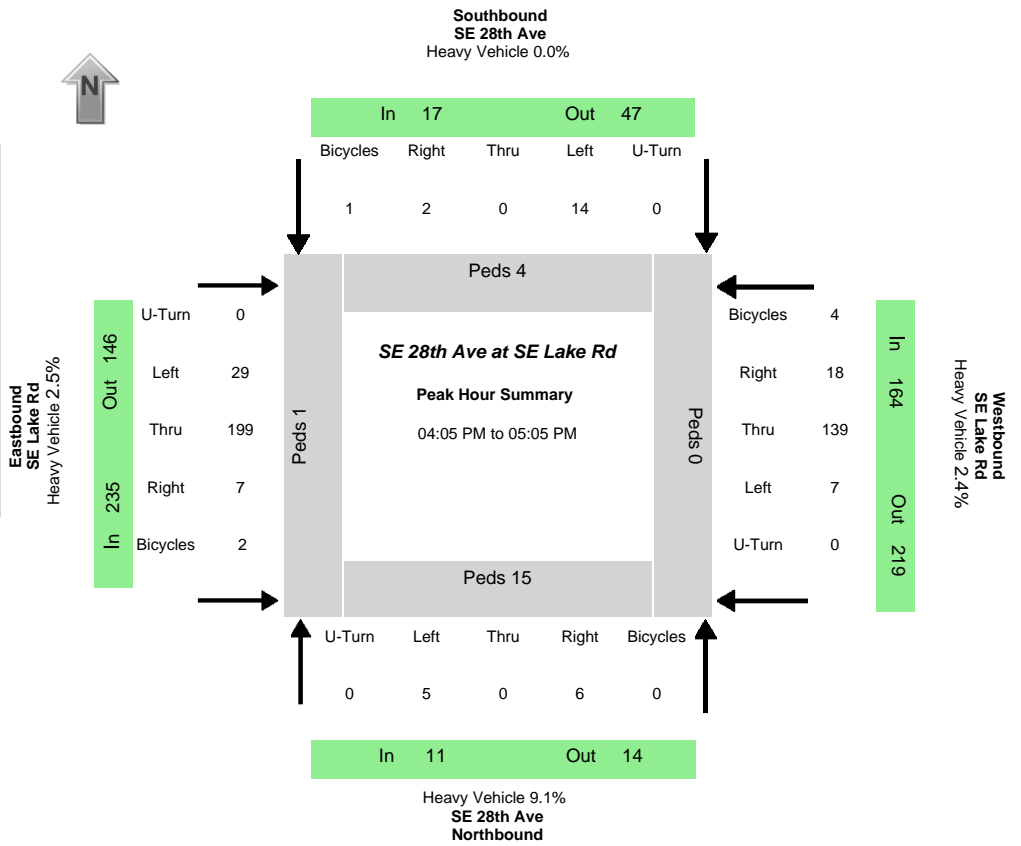
Peak-Hour Volumes (PHV)																							
Northbound				Southbound				Eastbound				Westbound				Entering				Leaving			
Left	Thru	Right	Uturn	Left	Thru	Right	Uturn	Left	Thru	Right	Uturn	Left	Thru	Right	Uturn	NB	SB	EB	WB	NB	SB	EB	WB
0	0	0	0	63	0	10	0	14	173	0	0	0	109	37	0	0	73	187	146	0	51	119	236
Percent Heavy Vehicles																							
0.0%	0.0%	0.0%	0.0%	4.8%	0.0%	0.0%	0.0%	0.0%	1.2%	0.0%	0.0%	0.0%	1.8%	5.4%	0.0%	NaN	4.1%	1.1%	2.7%	NaN	3.9%	1.7%	2.1%

PHV- Bicycles														PHV- Pedestrians							
Northbound				Southbound				Eastbound				Westbound				in Crosswalk					
Left	Thru	Right	Uturn	Left	Thru	Right	Uturn	Left	Thru	Right	Uturn	Left	Thru	Right	Uturn	Sum	NB	SB	EB	WB	Sum
0	0	0	0	0	0	0	0	0	3	0	0	0	4	0	0	7	0	2	0	1	3

Time	Northbound SE 27th Ave				Southbound SE 27th Ave				Eastbound SE Lake Rd				Westbound SE Lake Rd				15 Min Sum	1 HR Sum
	Left	Thru	Right	Uturn	Left	Thru	Right	Uturn	Left	Thru	Right	Uturn	Left	Thru	Right	Uturn		
04:00:00 PM	0	0	0	0	3	0	1	0	1	12	0	0	0	10	2	0	100	
04:05:00 PM	0	0	0	0	11	0	2	0	1	13	0	0	0	6	3	0	116	
04:10:00 PM	0	0	0	0	2	0	0	0	4	18	0	0	0	7	4	0	113	
04:15:00 PM	0	0	0	0	10	0	2	0	2	17	0	0	0	11	3	0	116	
04:20:00 PM	0	0	0	0	2	0	0	0	0	23	0	0	0	8	0	0	113	
04:25:00 PM	0	0	0	0	8	0	1	0	1	11	0	0	0	11	6	0	116	
04:30:00 PM	0	0	0	0	7	0	0	0	1	12	0	0	0	7	2	0	100	
04:35:00 PM	0	0	0	0	6	0	0	0	0	11	0	0	0	9	3	0	96	
04:40:00 PM	0	0	0	0	5	0	0	0	0	15	0	0	0	9	3	0	90	
04:45:00 PM	0	0	0	0	2	0	0	0	2	12	0	0	0	11	5	0	93	
04:50:00 PM	0	0	0	0	1	0	0	0	1	10	0	0	0	9	3	0	88	
04:55:00 PM	0	0	0	0	7	0	1	0	2	14	0	0	0	9	4	0	93	399
05:00:00 PM	0	0	0	0	2	0	4	0	0	17	0	0	0	12	1	0	97	406
05:05:00 PM	0	0	0	0	3	0	2	0	2	18	0	0	0	6	5	0	109	406
05:10:00 PM	0	0	0	0	2	0	1	0	0	17	0	0	0	6	2	0	100	399
05:15:00 PM	0	0	0	0	2	0	0	0	0	9	0	0	0	5	1	0	81	371
05:20:00 PM	0	1	0	0	5	0	0	0	0	11	0	0	0	6	2	0	70	363
05:25:00 PM	0	0	0	0	4	0	0	0	0	13	0	0	0	4	1	0	64	347
05:30:00 PM	0	0	0	0	1	0	0	0	0	10	0	0	0	9	3	0	70	341
05:35:00 PM	0	0	0	0	4	0	2	0	1	12	0	0	0	12	1	0	77	344
05:40:00 PM	0	0	0	0	3	0	0	0	0	8	0	0	0	10	1	0	77	334
05:45:00 PM	0	0	0	0	3	0	2	0	0	13	0	0	0	7	0	0	79	327
05:50:00 PM	0	0	0	0	4	0	0	0	0	3	0	0	0	13	6	0	73	329
05:55:00 PM	0	0	0	0	4	0	0	0	0	12	0	0	0	10	5	0	82	323

Data Provided by K-D-N.com 503-594-4224

N/S street	SE 28th Ave
E/W street	SE Lake Rd
City, State	Milwaukie OR
Site Notes	
Location	45.438204 - -122.633924
Start Date	Wednesday, December 04, 2019
Start Time	04:00:00 PM
Weather	
Study ID #	
Peak Hour Start	04:05:00 PM
Peak 15 Min Start	04:15:00 PM
PHF (15-Min Int)	0.93



Peak-Hour Volumes (PHV)

Northbound				Southbound				Eastbound				Westbound				Entering				Leaving			
Left	Thru	Right	Uturn	Left	Thru	Right	Uturn	Left	Thru	Right	Uturn	Left	Thru	Right	Uturn	NB	SB	EB	WB	NB	SB	EB	WB
5	0	6	0	14	0	2	0	29	199	7	0	7	139	18	0	11	16	235	164	14	47	146	219
Percent Heavy Vehicles																							
0.0%	0.0%	16.7%	0.0%	0.0%	0.0%	0.0%	0.0%	0.0%	3.0%	0.0%	0.0%	0.0%	2.9%	0.0%	0.0%	9.1%	0.0%	2.6%	2.4%	0.0%	0.0%	2.7%	3.2%

PHV - Bicycles

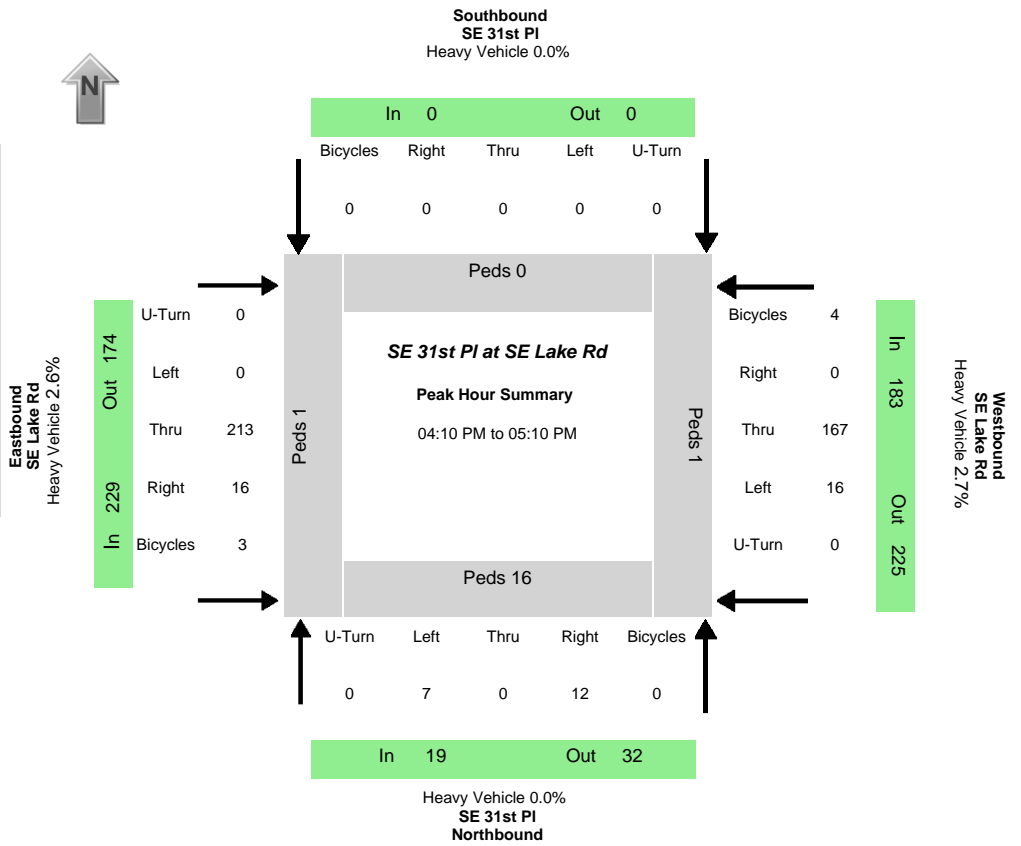
PHV - Bicycles																PHV - Pedestrians					
Northbound				Southbound				Eastbound				Westbound				in Crosswalk					
Left	Thru	Right	Uturn	Left	Thru	Right	Uturn	Left	Thru	Right	Uturn	Left	Thru	Right	Uturn	Sum	NB	SB	EB	WB	Sum
0	0	0	0	0	0	1	0	0	2	0	0	0	4	0	0	7	15	4	1	0	20

All Vehicle Volumes

Time	Northbound SE 28th Ave				Southbound SE 28th Ave				Eastbound SE Lake Rd				Westbound SE Lake Rd				15 Min Sum	1 HR Sum
	Left	Thru	Right	Uturn	Left	Thru	Right	Uturn	Left	Thru	Right	Uturn	Left	Thru	Right	Uturn		
04:00:00 PM	0	0	0	0	0	0	0	0	5	10	1	0	2	14	2	0	107	107
04:05:00 PM	0	0	1	0	1	0	0	0	4	17	0	0	0	10	1	0	110	110
04:10:00 PM	0	0	0	0	2	0	0	0	2	22	0	0	1	11	1	0	112	112
04:15:00 PM	0	0	0	0	0	0	0	0	6	17	1	0	1	10	2	0	115	115
04:20:00 PM	0	0	1	0	0	0	0	0	3	17	2	0	0	19	1	0	107	107
04:25:00 PM	0	0	0	0	0	0	0	0	0	15	0	0	2	10	1	0	105	105
04:30:00 PM	0	0	3	0	1	0	0	0	4	14	0	0	0	9	3	0	103	103
04:35:00 PM	1	0	0	0	0	0	0	0	1	22	0	0	1	10	5	0	104	104
04:40:00 PM	2	0	0	0	0	0	0	0	0	11	0	0	1	13	3	0	96	96
04:45:00 PM	0	0	0	0	1	0	0	0	0	12	0	0	1	12	0	0	98	423
04:50:00 PM	0	0	0	0	7	0	1	0	2	18	1	0	0	13	0	0	105	426
04:55:00 PM	2	0	0	0	2	0	1	0	1	16	2	0	0	12	1	0	111	424
05:00:00 PM	1	0	1	0	1	0	0	0	1	20	0	0	0	7	1	0	98	414
05:05:00 PM	0	0	0	0	0	0	0	0	0	16	2	0	0	11	0	0	78	394
05:10:00 PM	0	0	1	0	0	0	0	0	0	11	0	0	0	5	0	0	71	383
05:15:00 PM	0	0	0	0	0	0	0	0	0	15	0	0	0	9	1	0	63	362
05:20:00 PM	0	0	0	0	0	0	1	0	2	14	1	0	0	2	1	0	71	358
05:25:00 PM	0	0	2	0	0	0	0	0	0	10	0	0	0	13	0	0	79	357
05:30:00 PM	0	0	0	0	0	0	0	0	0	17	0	0	2	13	1	0	84	343
05:35:00 PM	0	0	0	0	2	0	0	0	0	12	0	0	0	12	0	0	86	340
05:40:00 PM	0	0	1	0	0	0	0	0	1	15	1	0	1	8	0	0	76	337
05:45:00 PM	0	0	0	0	0	0	0	0	0	6	1	0	1	15	0	0	82	327
05:50:00 PM	0	0	0	0	0	0	0	0	0	12	0	0	2	18	0	0		
05:55:00 PM	0	0	0	0	0	0	0	0	0	12	0	0	2	18	0	0		

Data Provided by K-D-N.com 503-594-4224

N/S street	SE 31st Pl
E/W street	SE Lake Rd
City, State	Milwaukie OR
Site Notes	
Location	45.437302 - -122.631907
Start Date	Wednesday, December 04, 2019
Start Time	04:00:00 PM
Weather	
Study ID #	
Peak Hour Start	04:10:00 PM
Peak 15 Min Start	04:10:00 PM
PHF (15-Min Int)	0.94



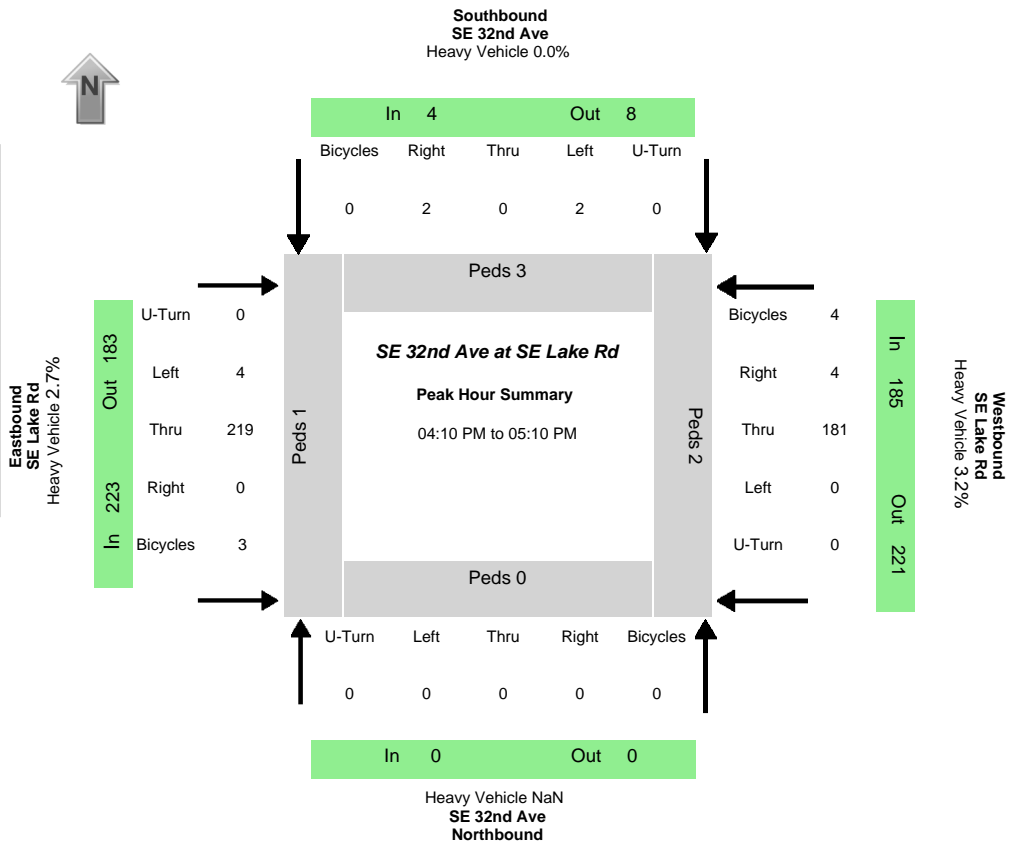
Peak-Hour Volumes (PHV)																							
Northbound				Southbound				Eastbound				Westbound				Entering				Leaving			
Left	Thru	Right	Uturn	Left	Thru	Right	Uturn	Left	Thru	Right	Uturn	Left	Thru	Right	Uturn	NB	SB	EB	WB	NB	SB	EB	WB
7	0	12	0	0	0	0	0	0	213	16	0	16	167	0	0	19	0	229	183	32	0	174	225
Percent Heavy Vehicles																							
0.0%	0.0%	0.0%	0.0%	0.0%	0.0%	0.0%	0.0%	0.0%	2.8%	0.0%	0.0%	6.3%	2.4%	0.0%	0.0%	0.0%	0.0%	2.6%	2.7%	3.1%	0.0%	2.3%	2.7%

PHV- Bicycles														PHV- Pedestrians							
Northbound				Southbound				Eastbound				Westbound				in Crosswalk					
Left	Thru	Right	Uturn	Left	Thru	Right	Uturn	Left	Thru	Right	Uturn	Left	Thru	Right	Uturn	Sum	NB	SB	EB	WB	Sum
0	0	0	0	0	0	0	0	0	3	0	0	0	4	0	0	7	16	0	1	1	18

Time	Northbound SE 31st Pl				Southbound SE 31st Pl				Eastbound SE Lake Rd				Westbound SE Lake Rd				15 Min Sum	1 HR Sum
	Left	Thru	Right	Uturn	Left	Thru	Right	Uturn	Left	Thru	Right	Uturn	Left	Thru	Right	Uturn		
04:00:00 PM	0	0	0	0	0	0	0	0	0	9	1	0	3	14	0	0	105	
04:05:00 PM	0	0	0	0	0	0	0	0	0	16	2	0	0	13	0	0	116	
04:10:00 PM	0	0	1	0	0	0	0	0	0	25	2	0	4	15	0	0	115	
04:15:00 PM	1	0	1	0	0	0	0	0	0	17	2	0	0	17	0	0	106	
04:20:00 PM	0	0	0	0	0	0	0	0	0	14	3	0	3	10	0	0	100	
04:25:00 PM	0	0	0	0	0	0	0	0	0	17	1	0	2	18	0	0	106	
04:30:00 PM	2	0	1	0	0	0	0	0	0	16	1	0	1	11	0	0	108	
04:35:00 PM	0	0	2	0	0	0	0	0	0	16	0	0	2	16	0	0	112	
04:40:00 PM	0	0	1	0	0	0	0	0	0	21	1	0	0	17	0	0	97	
04:45:00 PM	2	0	1	0	0	0	0	0	0	15	2	0	0	16	0	0	99	
04:50:00 PM	0	0	1	0	0	0	0	0	0	9	0	0	0	11	0	0	99	418
04:55:00 PM	1	0	1	0	0	0	0	0	0	24	2	0	3	11	0	0	93	421
05:00:00 PM	0	0	1	0	0	0	0	0	0	15	1	0	1	12	0	0	113	431
05:05:00 PM	1	0	2	0	0	0	0	0	0	24	1	0	0	13	0	0	93	406
05:10:00 PM	0	0	1	0	0	0	0	0	0	14	0	0	1	6	0	0	91	396
05:15:00 PM	1	0	1	0	0	0	0	0	0	13	0	0	5	8	0	0	74	390
05:20:00 PM	0	0	1	0	0	0	0	0	0	11	3	0	1	8	0	0	75	375
05:25:00 PM	0	0	1	0	0	0	0	0	0	14	2	0	1	5	0	0	74	370
05:30:00 PM	0	0	1	0	0	0	0	0	0	13	1	0	0	12	0	0	86	370
05:35:00 PM	1	0	1	0	0	0	0	0	0	14	1	0	1	18	0	0	91	358
05:40:00 PM	1	0	2	0	0	0	0	0	0	12	1	0	1	11	0	0	90	348
05:45:00 PM	0	0	1	0	0	0	0	0	0	17	1	0	2	5	0	0	82	355
05:50:00 PM	2	0	0	0	0	0	0	0	0	6	1	0	1	18	0	0	88	347
05:55:00 PM	1	0	2	0	0	0	0	0	0	10	2	0	3	16	0	0		

Data Provided by K-D-N.com 503-594-4224

N/S street	SE 32nd Ave
E/W street	SE Lake Rd
City, State	Milwaukie OR
Site Notes	
Location	45.436808 - -122.630792
Start Date	Wednesday, December 04, 2019
Start Time	04:00:00 PM
Weather	
Study ID #	
Peak Hour Start	04:10:00 PM
Peak 15 Min Start	04:10:00 PM
PHF (15-Min Int)	0.92



Peak-Hour Volumes (PHV)																							
Northbound				Southbound				Eastbound				Westbound				Entering				Leaving			
Left	Thru	Right	Uturn	Left	Thru	Right	Uturn	Left	Thru	Right	Uturn	Left	Thru	Right	Uturn	NB	SB	EB	WB	NB	SB	EB	WB
0	0	0	0	2	0	2	0	4	219	0	0	0	181	4	0	0	4	223	185	0	8	183	221
Percent Heavy Vehicles																							
0.0%	0.0%	0.0%	0.0%	0.0%	0.0%	0.0%	0.0%	0.0%	2.7%	0.0%	0.0%	0.0%	3.3%	0.0%	0.0%	NaN	0.0%	2.7%	3.2%	NaN	0.0%	3.3%	2.7%

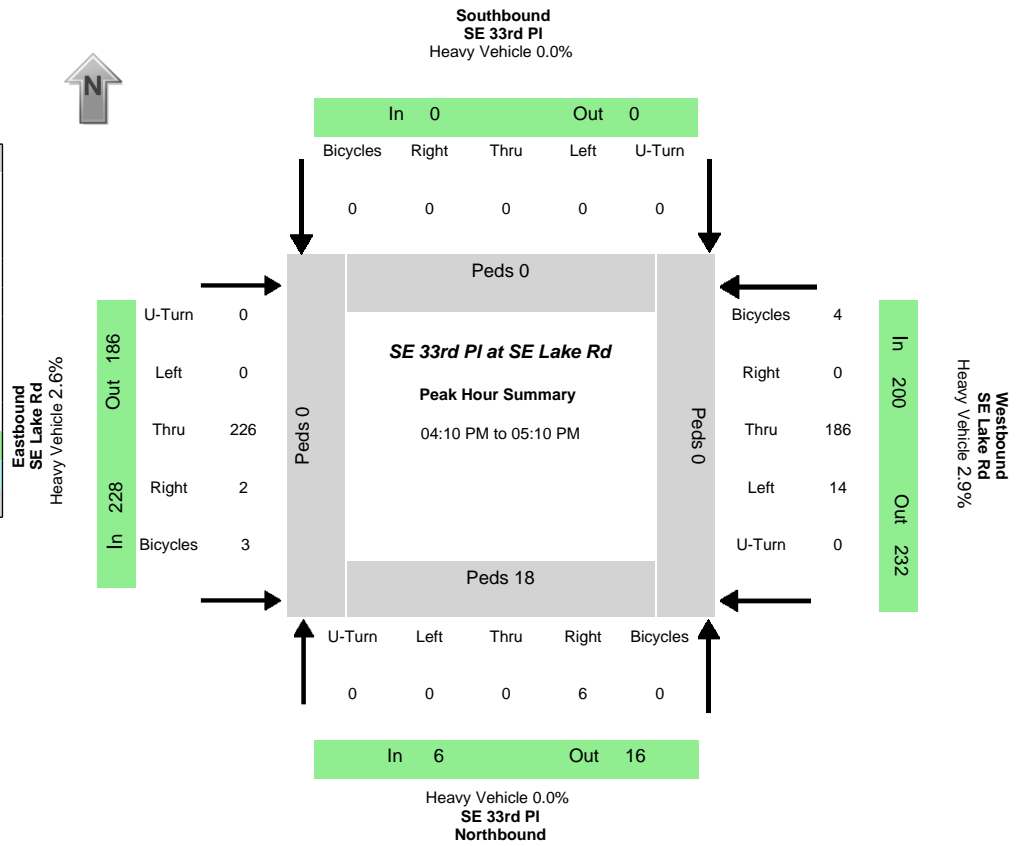
PHV- Bicycles														PHV- Pedestrians							
Northbound				Southbound				Eastbound				Westbound				in Crosswalk					
Left	Thru	Right	Uturn	Left	Thru	Right	Uturn	Left	Thru	Right	Uturn	Left	Thru	Right	Uturn	Sum	NB	SB	EB	WB	Sum
0	0	0	0	0	0	0	0	0	3	0	0	0	4	0	0	7	0	3	1	2	6

Time	Northbound SE 32nd Ave				Southbound SE 32nd Ave				Eastbound SE Lake Rd				Westbound SE Lake Rd				15 Min Sum	1 HR Sum	
	Left	Thru	Right	Uturn	Left	Thru	Right	Uturn	Left	Thru	Right	Uturn	Left	Thru	Right	Uturn			
04:00:00 PM	0	0	0	0	0	0	0	0	0	0	13	0	0	0	22	0	0		
04:05:00 PM	0	0	0	0	1	0	1	0	1	12	0	0	0	9	1	0			
04:10:00 PM	0	0	0	0	0	0	0	0	0	25	0	0	0	20	0	0	105		
04:15:00 PM	0	0	0	0	0	0	0	0	0	17	0	0	0	15	0	0	102		
04:20:00 PM	0	0	0	0	0	0	0	0	1	17	0	0	0	17	0	0	112		
04:25:00 PM	0	0	0	0	1	0	0	0	1	16	0	0	0	15	0	0	100		
04:30:00 PM	0	0	0	0	0	0	2	0	2	15	0	0	0	14	1	0	102		
04:35:00 PM	0	0	0	0	1	0	0	0	0	17	0	0	0	17	1	0	103		
04:40:00 PM	0	0	0	0	0	0	0	0	0	23	0	0	0	16	1	0	110		
04:45:00 PM	0	0	0	0	0	0	0	0	0	16	0	0	0	14	0	0	106		
04:50:00 PM	0	0	0	0	0	0	0	0	0	15	0	0	0	14	0	0	99		
04:55:00 PM	0	0	0	0	0	0	0	0	0	18	0	0	0	12	1	0	90	405	
05:00:00 PM	0	0	0	0	0	0	0	0	0	17	0	0	0	15	0	0	92	402	
05:05:00 PM	0	0	0	0	0	0	0	0	0	23	0	0	0	12	0	0	98	412	
05:10:00 PM	0	0	0	0	0	0	0	0	0	17	0	0	0	8	1	0	93	393	
05:15:00 PM	0	0	0	0	0	0	0	0	0	12	0	0	0	11	0	0	84	384	
05:20:00 PM	0	0	0	0	0	0	1	0	1	13	0	0	0	10	0	0	74	374	
05:25:00 PM	0	0	0	0	0	0	0	0	0	13	0	0	0	4	0	0	65	358	
05:30:00 PM	0	0	0	0	0	0	0	0	0	12	0	0	0	15	0	0	69	351	
05:35:00 PM	0	0	0	0	0	0	0	0	0	14	0	0	0	20	0	0	78	349	
05:40:00 PM	0	0	0	0	0	0	0	0	0	13	0	0	0	9	0	0	83	331	
05:45:00 PM	0	0	0	0	0	0	0	0	0	15	0	0	0	8	0	0	79	324	
05:50:00 PM	0	0	0	0	0	0	0	0	1	8	0	0	0	22	0	0	76	326	
05:55:00 PM	0	0	0	0	0	0	0	0	0	11	0	0	0	15	1	0	81	322	



KEY DATA NETWORK

Data Provided by K-D-N.com 503-594-4224	
N/S street	SE 33rd PI
E/W street	SE Lake Rd
City, State	Milwaukie OR
Site Notes	
Location	45.43654 - -122.630269
Start Date	Wednesday, December 04, 2019
Start Time	04:00:00 PM
Weather	
Study ID #	
Peak Hour Start	04:10:00 PM
Peak 15 Min Start	04:10:00 PM
PHF (15-Min Int)	0.94



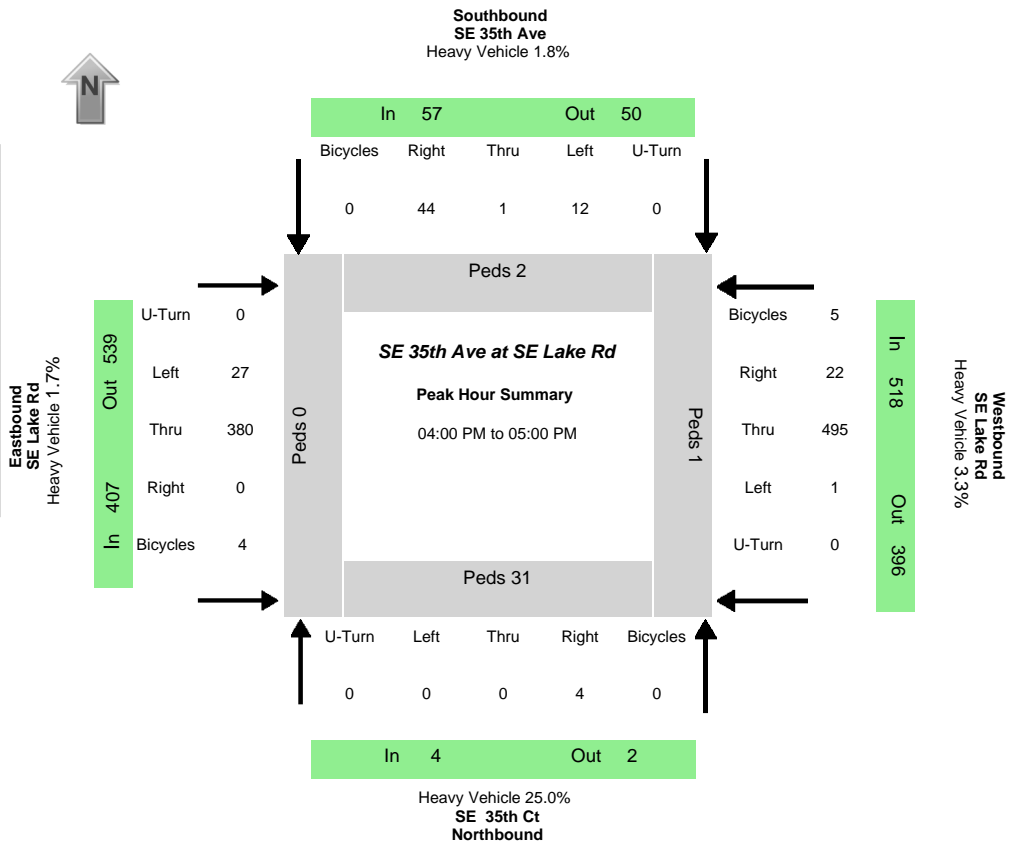
Peak-Hour Volumes (PHV)																							
Northbound				Southbound				Eastbound				Westbound				Entering				Leaving			
Left	Thru	Right	Uturn	Left	Thru	Right	Uturn	Left	Thru	Right	Uturn	Left	Thru	Right	Uturn	NB	SB	EB	WB	NB	SB	EB	WB
0	0	6	0	0	0	0	0	0	226	2	0	14	186	0	0	6	0	228	200	16	0	186	232
Percent Heavy Vehicles																							
0.0%	0.0%	0.0%	0.0%	0.0%	0.0%	0.0%	0.0%	0.0%	2.7%	0.0%	0.0%	0.0%	3.2%	0.0%	0.0%	0.0%	0.0%	2.6%	3.0%	0.0%	0.0%	3.2%	2.6%

PHV - Bicycles														PHV - Pedestrians							
Northbound				Southbound				Eastbound				Westbound				Sum	in Crosswalk				Sum
Left	Thru	Right	Uturn	Left	Thru	Right	Uturn	Left	Thru	Right	Uturn	Left	Thru	Right	Uturn		NB	SB	EB	WB	
0	0	0	0	0	0	0	0	0	3	0	0	0	4	0	0	7	18	0	0	0	18

Time	Northbound SE 33rd PI				Southbound SE 33rd PI				Eastbound SE Lake Rd				Westbound SE Lake Rd				15 Min Sum	1 HR Sum	
	Left	Thru	Right	Uturn	Left	Thru	Right	Uturn	Left	Thru	Right	Uturn	Left	Thru	Right	Uturn			
04:00:00 PM	0	0	0	0	0	0	0	0	0	13	0	0	0	0	21	0	0		
04:05:00 PM	0	0	1	0	0	0	0	0	0	13	0	0	0	0	14	0	0		
04:10:00 PM	0	0	0	0	0	0	0	0	0	26	0	0	3	16	0	0		107	
04:15:00 PM	0	0	0	0	0	0	0	0	0	15	1	0	3	15	0	0		107	
04:20:00 PM	0	0	0	0	0	0	0	0	0	17	1	0	1	18	0	0		116	
04:25:00 PM	0	0	1	0	0	0	0	0	0	21	0	0	4	19	0	0		116	
04:30:00 PM	0	0	1	0	0	0	0	0	0	16	0	0	1	16	0	0		116	
04:35:00 PM	0	0	0	0	0	0	0	0	0	17	0	0	0	19	0	0		115	
04:40:00 PM	0	0	2	0	0	0	0	0	0	23	0	0	0	16	0	0		111	
04:45:00 PM	0	0	0	0	0	0	0	0	0	16	0	0	1	14	0	0		108	
04:50:00 PM	0	0	1	0	0	0	0	0	0	10	0	0	0	14	0	0		97	
04:55:00 PM	0	0	1	0	0	0	0	0	0	25	0	0	0	13	0	0		95	429
05:00:00 PM	0	0	0	0	0	0	0	0	0	17	0	0	1	15	0	0		97	428
05:05:00 PM	0	0	0	0	0	0	0	0	0	23	0	0	0	11	0	0		106	434
05:10:00 PM	0	0	0	0	0	0	0	0	0	17	0	0	0	9	0	0		93	415
05:15:00 PM	0	0	0	0	0	0	0	0	0	13	0	0	0	12	0	0		85	406
05:20:00 PM	1	0	0	0	0	0	0	0	0	14	0	0	0	9	0	0		75	393
05:25:00 PM	0	0	0	0	0	0	0	0	0	13	0	0	0	4	0	0		66	365
05:30:00 PM	0	0	0	0	0	0	0	0	0	12	0	0	1	15	0	0		69	359
05:35:00 PM	1	0	0	0	0	0	0	0	0	14	0	0	0	19	0	0		79	357
05:40:00 PM	0	0	1	0	0	0	0	0	0	13	1	0	0	9	0	0		86	340
05:45:00 PM	0	0	1	0	0	0	0	0	0	17	0	0	0	8	0	0		84	335
05:50:00 PM	1	0	0	0	0	0	0	0	0	7	0	0	0	19	0	0		77	337
05:55:00 PM	0	0	0	0	0	0	0	0	0	11	0	0	1	19	0	0		84	329

Data Provided by K-D-N.com 503-594-4224

N/S street	SE 35th Ct
E/W street	SE Lake Rd
City, State	Milwaukie OR
Site Notes	
Location	45.43556 - -122.627955
Start Date	Wednesday, December 04, 2019
Start Time	04:00:00 PM
Weather	
Study ID #	
Peak Hour Start	04:00:00 PM
Peak 15 Min Start	04:05:00 PM
PHF (15-Min Int)	0.89



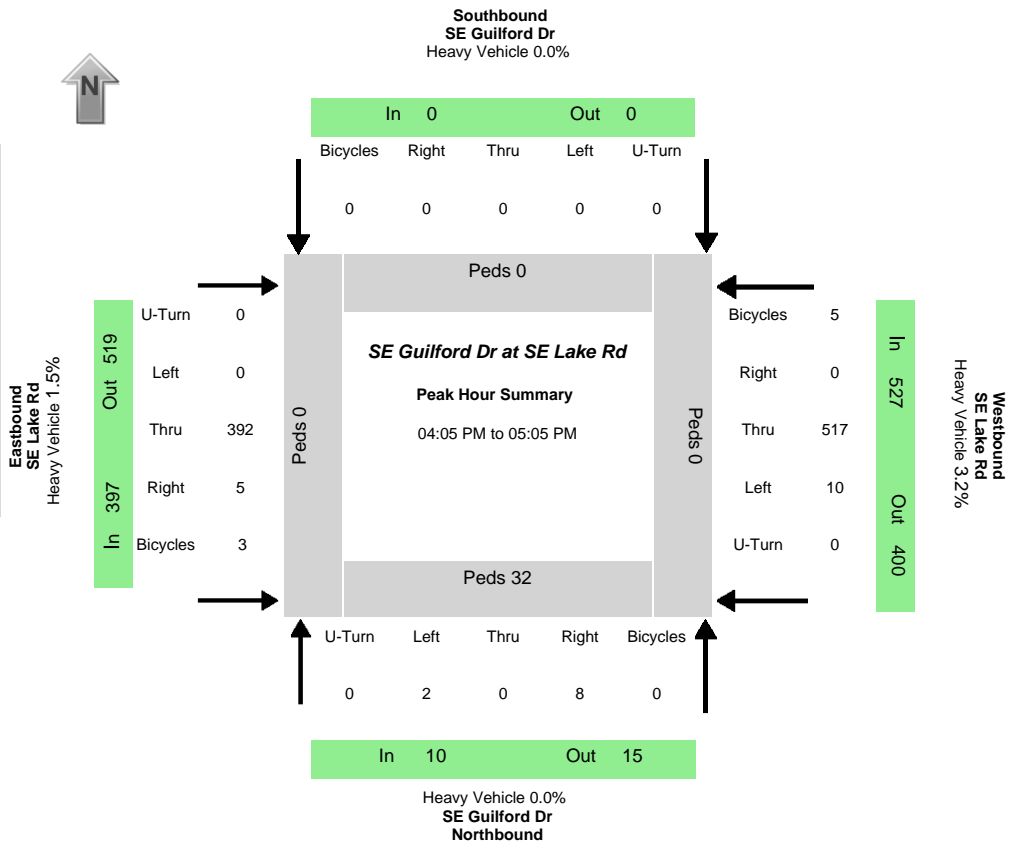
Peak-Hour Volumes (PHV)																							
Northbound				Southbound				Eastbound				Westbound				Entering				Leaving			
Left	Thru	Right	Uturn	Left	Thru	Right	Uturn	Left	Thru	Right	Uturn	Left	Thru	Right	Uturn	NB	SB	EB	WB	NB	SB	EB	WB
0	0	4	0	12	1	44	0	27	380	0	0	1	495	22	0	4	57	407	518	2	49	539	396
Percent Heavy Vehicles																							
0.0%	0.0%	25.0%	0.0%	0.0%	0.0%	2.3%	0.0%	3.7%	1.6%	0.0%	0.0%	0.0%	2.2%	27.3%	0.0%	25.0%	1.8%	1.7%	3.3%	0.0%	14.3%	2.2%	1.8%

PHV - Bicycles														PHV - Pedestrians							
Northbound				Southbound				Eastbound				Westbound				in Crosswalk					
Left	Thru	Right	Uturn	Left	Thru	Right	Uturn	Left	Thru	Right	Uturn	Left	Thru	Right	Uturn	Sum	NB	SB	EB	WB	Sum
0	0	0	0	0	0	0	0	1	3	0	0	0	5	0	0	9	31	2	1	1	34

Time	Northbound SE 35th Ct				Southbound SE 35th Ave				Eastbound SE Lake Rd				Westbound SE Lake Rd				15 Min Sum	1 HR Sum
	Left	Thru	Right	Uturn	Left	Thru	Right	Uturn	Left	Thru	Right	Uturn	Left	Thru	Right	Uturn		
04:00:00 PM	0	0	0	0	3	0	2	0	3	27	0	0	0	35	1	0		
04:05:00 PM	0	0	0	0	0	0	4	0	2	42	0	0	0	44	3	0		
04:10:00 PM	0	0	0	0	1	0	6	0	1	34	0	0	0	41	3	0	252	
04:15:00 PM	0	0	0	0	1	0	2	0	0	35	0	0	0	54	5	0	278	
04:20:00 PM	0	0	2	0	1	1	5	0	5	25	0	0	0	39	6	0	267	
04:25:00 PM	0	0	0	0	0	0	4	0	2	34	0	0	1	50	2	0	274	
04:30:00 PM	0	0	0	0	0	0	2	0	0	28	0	0	0	28	0	0	235	
04:35:00 PM	0	0	0	0	1	0	5	0	6	15	0	0	0	53	1	0	232	
04:40:00 PM	0	0	0	0	0	0	7	0	1	30	0	0	0	48	0	0	225	
04:45:00 PM	0	0	0	0	1	0	3	0	2	32	0	0	0	39	1	0	245	
04:50:00 PM	0	0	2	0	4	0	3	0	1	42	0	0	0	34	0	0	250	
04:55:00 PM	0	0	0	0	0	0	1	0	4	36	0	0	0	30	0	0	235	986
05:00:00 PM	0	0	0	0	1	0	2	0	0	30	0	0	1	36	0	0	227	985
05:05:00 PM	0	0	0	0	0	0	1	0	4	34	0	0	0	38	0	0	218	967
05:10:00 PM	0	0	0	0	0	0	5	0	3	34	0	0	0	38	0	0	227	961
05:15:00 PM	0	0	0	0	1	1	3	0	5	44	0	0	0	37	0	0	248	955
05:20:00 PM	0	0	0	0	1	0	0	0	1	23	1	0	0	32	1	0	230	930
05:25:00 PM	0	0	0	0	0	0	1	0	2	29	1	0	0	23	0	0	206	893
05:30:00 PM	1	0	1	0	1	0	1	0	1	29	1	0	0	44	0	0	194	914
05:35:00 PM	0	0	1	0	1	0	1	0	3	32	0	0	2	47	0	0	222	920
05:40:00 PM	0	0	0	0	1	0	3	0	1	34	0	0	0	35	0	0	240	908
05:45:00 PM	0	0	1	0	0	0	0	0	1	35	0	0	0	36	0	0	234	903
05:50:00 PM	0	0	0	0	0	0	2	0	2	28	0	0	0	39	0	0	218	888
05:55:00 PM	0	0	0	0	2	2	5	0	3	22	1	0	0	23	0	0	202	875

Data Provided by K-D-N.com 503-594-4224

N/S street	SE Guilford Dr
E/W street	SE Lake Rd
City, State	Milwaukie OR
Site Notes	
Location	45.435184 - -122.627114
Start Date	Wednesday, December 04, 2019
Start Time	04:00:00 PM
Weather	
Study ID #	
Peak Hour Start	04:05:00 PM
Peak 15 Min Start	04:05:00 PM
PHF (15-Min Int)	0.87



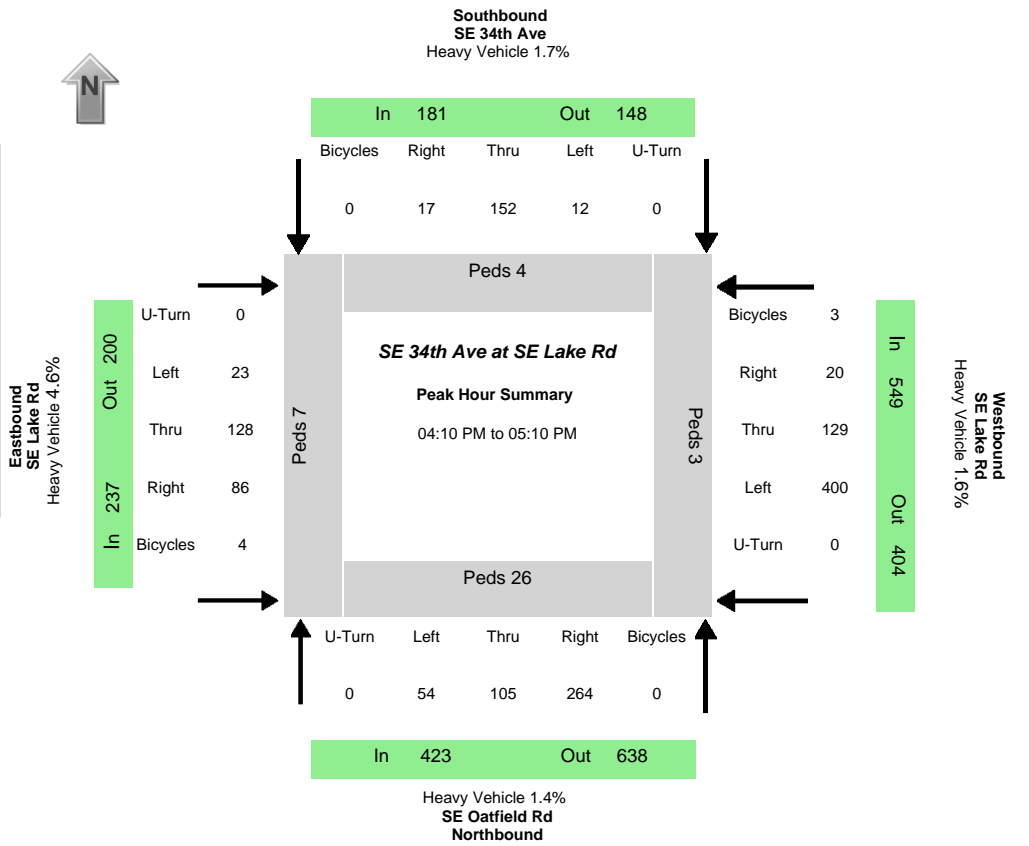
Peak-Hour Volumes (PHV)																							
Northbound				Southbound				Eastbound				Westbound				Entering				Leaving			
Left	Thru	Right	Uturn	Left	Thru	Right	Uturn	Left	Thru	Right	Uturn	Left	Thru	Right	Uturn	NB	SB	EB	WB	NB	SB	EB	WB
2	0	8	0	0	0	0	0	0	392	5	0	10	517	0	0	10	0	397	527	15	0	519	400
Percent Heavy Vehicles																							
0.0%	0.0%	0.0%	0.0%	0.0%	0.0%	0.0%	0.0%	0.0%	1.5%	0.0%	0.0%	0.0%	3.3%	0.0%	0.0%	0.0%	0.0%	1.5%	3.2%	0.0%	0.0%	3.3%	1.5%

PHV - Bicycles												PHV - Pedestrians									
Northbound				Southbound				Eastbound				Westbound				in Crosswalk					
Left	Thru	Right	Uturn	Left	Thru	Right	Uturn	Left	Thru	Right	Uturn	Left	Thru	Right	Uturn	Sum	NB	SB	EB	WB	Sum
0	0	0	0	0	0	0	0	0	3	0	0	0	5	0	0	8	32	0	0	0	32

Time	Northbound SE Guilford Dr				Southbound SE Guilford Dr				Eastbound SE Lake Rd				Westbound SE Lake Rd				15 Min Sum	1 HR Sum
	Left	Thru	Right	Uturn	Left	Thru	Right	Uturn	Left	Thru	Right	Uturn	Left	Thru	Right	Uturn		
04:00:00 PM	0	0	0	0	0	0	0	0	0	28	2	0	1	36	0	0		
04:05:00 PM	0	0	2	0	0	0	0	0	0	42	0	0	1	47	0	0		
04:10:00 PM	1	0	1	0	0	0	0	0	0	35	0	0	1	43	0	0	240	
04:15:00 PM	1	0	0	0	0	0	0	0	0	35	1	0	1	58	0	0	269	
04:20:00 PM	0	0	0	0	0	0	0	0	0	28	0	0	3	45	0	0	253	
04:25:00 PM	0	0	1	0	0	0	0	0	0	34	0	0	0	53	0	0	260	
04:30:00 PM	0	0	0	0	0	0	0	0	0	27	1	0	0	28	0	0	220	
04:35:00 PM	0	0	2	0	0	0	0	0	0	16	0	0	2	54	0	0	218	
04:40:00 PM	0	0	0	0	0	0	0	0	0	30	0	0	1	48	0	0	209	
04:45:00 PM	0	0	2	0	0	0	0	0	0	33	0	0	0	40	0	0	228	
04:50:00 PM	0	0	0	0	0	0	0	0	0	45	3	0	1	34	0	0	237	
04:55:00 PM	0	0	0	0	0	0	0	0	0	36	0	0	0	30	0	0	224	933
05:00:00 PM	0	0	0	0	0	0	0	0	0	31	0	0	0	37	0	0	217	934
05:05:00 PM	0	0	0	0	0	0	0	0	0	34	0	0	0	38	0	0	206	914
05:10:00 PM	0	0	0	0	0	0	0	0	0	34	0	0	0	38	0	0	212	905
05:15:00 PM	0	0	1	0	0	0	0	0	0	45	0	0	1	37	0	0	228	893
05:20:00 PM	0	0	0	0	0	0	0	0	0	23	1	0	1	33	0	0	214	875
05:25:00 PM	0	0	0	0	0	0	0	0	0	28	1	0	1	23	0	0	195	840
05:30:00 PM	1	0	0	0	0	0	0	0	0	31	0	0	1	43	0	0	187	860
05:35:00 PM	0	0	0	0	0	0	0	0	0	33	1	0	0	49	0	0	212	869
05:40:00 PM	1	0	1	0	0	0	0	0	0	35	0	0	1	34	0	0	231	862
05:45:00 PM	0	0	2	0	0	0	0	0	0	33	3	0	0	36	0	0	229	861
05:50:00 PM	0	0	0	0	0	0	0	0	0	28	0	0	1	39	0	0	214	846
05:55:00 PM	0	0	0	0	0	0	0	0	0	24	0	0	0	23	0	0	189	827

Data Provided by K-D-N.com 503-594-4224

N/S street	SE Oatfield Rd
E/W street	SE Lake Rd
City, State	Milwaukie OR
Site Notes	
Location	45.436051 - -122.629102
Start Date	Wednesday, December 04, 2019
Start Time	04:00:00 PM
Weather	
Study ID #	
Peak Hour Start	04:10:00 PM
Peak 15 Min Start	04:40:00 PM
PHF (15-Min Int)	0.97



Peak-Hour Volumes (PHV)																							
Northbound				Southbound				Eastbound				Westbound				Entering				Leaving			
Left	Thru	Right	Uturn	Left	Thru	Right	Uturn	Left	Thru	Right	Uturn	Left	Thru	Right	Uturn	NB	SB	EB	WB	NB	SB	EB	WB
54	105	264	0	12	152	17	0	23	128	86	0	400	129	20	0	423	181	237	549	638	148	200	404
Percent Heavy Vehicles																							
3.7%	1.9%	0.8%	0.0%	8.3%	1.3%	0.0%	0.0%	8.7%	3.1%	5.8%	0.0%	0.8%	3.1%	10.0%	0.0%	1.4%	1.7%	4.6%	1.6%	1.6%	4.1%	3.0%	1.7%

PHV - Bicycles												PHV - Pedestrians									
Northbound				Southbound				Eastbound				Westbound				in Crosswalk					
Left	Thru	Right	Uturn	Left	Thru	Right	Uturn	Left	Thru	Right	Uturn	Left	Thru	Right	Uturn	Sum	NB	SB	EB	WB	Sum
0	0	0	0	0	0	0	0	0	4	0	0	0	3	0	0	7	26	4	7	3	40

Time	Northbound SE Oatfield Rd				Southbound SE 34th Ave				Eastbound SE Lake Rd				Westbound SE Lake Rd				15 Min Sum	1 HR Sum
	Left	Thru	Right	Uturn	Left	Thru	Right	Uturn	Left	Thru	Right	Uturn	Left	Thru	Right	Uturn		
04:00:00 PM	6	10	21	0	2	12	2	0	2	7	4	0	23	10	0	0		
04:05:00 PM	1	15	30	0	1	11	2	0	2	11	2	0	29	9	0	0		
04:10:00 PM	2	7	19	0	1	16	3	0	2	17	10	0	34	18	3	0	344	
04:15:00 PM	0	14	28	0	1	13	3	0	0	8	3	0	30	16	6	0	367	
04:20:00 PM	3	9	16	0	2	3	1	0	4	12	6	0	29	15	2	0	356	
04:25:00 PM	4	2	24	0	0	15	0	0	2	10	3	0	46	12	1	0	343	
04:30:00 PM	7	6	19	0	0	19	0	0	0	10	10	0	18	8	1	0	319	
04:35:00 PM	6	12	12	0	1	7	1	0	2	9	10	0	45	13	2	0	337	
04:40:00 PM	0	9	23	0	1	11	3	0	4	10	12	0	36	14	1	0	342	
04:45:00 PM	3	11	25	0	0	10	1	0	1	4	6	0	37	12	0	0	354	
04:50:00 PM	7	11	29	0	4	16	1	0	2	11	3	0	32	6	1	0	357	
04:55:00 PM	7	5	22	0	0	9	3	0	1	19	7	0	31	3	0	0	340	1369
05:00:00 PM	10	5	20	0	1	13	0	0	2	10	5	0	27	6	1	0	330	1370
05:05:00 PM	5	14	27	0	1	20	1	0	3	8	11	0	35	6	2	0	340	1390
05:10:00 PM	2	9	34	0	2	10	0	0	0	9	6	0	26	6	0	0	337	1362
05:15:00 PM	1	8	36	0	1	9	2	0	1	6	9	0	36	9	0	0	355	1358
05:20:00 PM	4	9	19	0	1	11	2	0	0	5	8	0	34	4	0	0	319	1353
05:25:00 PM	1	3	23	0	2	6	0	0	0	8	6	0	19	3	1	0	287	1306
05:30:00 PM	3	11	23	0	3	10	2	0	3	4	4	0	35	11	2	0	280	1319
05:35:00 PM	5	6	24	0	1	12	1	0	1	10	5	0	33	12	1	0	294	1310
05:40:00 PM	1	11	26	0	3	7	1	0	4	9	5	0	32	7	0	0	328	1292
05:45:00 PM	2	5	25	0	1	5	0	0	2	8	3	0	27	6	0	0	301	1266
05:50:00 PM	5	5	22	0	1	7	1	0	0	8	4	0	27	14	1	0	285	1238
05:55:00 PM	10	6	22	0	0	7	3	0	0	6	4	0	24	5	2	0	268	1220

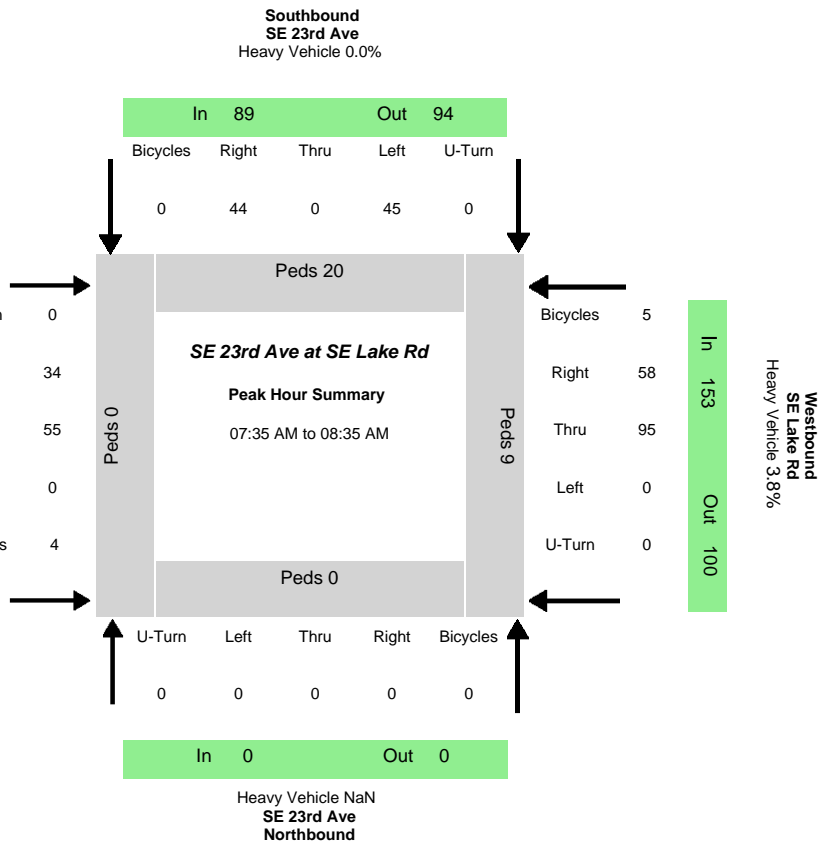
Data Provided by K-D-N.com 503-594-4224

N/S street	SE 23rd Ave
E/W street	SE Lake Rd
City, State	Milwaukie OR
Site Notes	
Location	45.440136 - -122.63825
Start Date	Thursday, December 05, 2019
Start Time	07:00:00 AM
Weather	
Study ID #	
Peak Hour Start	07:35:00 AM
Peak 15 Min Start	08:15:00 AM
PHF (15-Min Int)	0.71

Eastbound
SE Lake Rd
Heavy Vehicle 3.2%



Out 139
In 89



Peak-Hour Volumes (PHV)

Northbound				Southbound				Eastbound				Westbound				Entering				Leaving			
Left	Thru	Right	Uturn	Left	Thru	Right	Uturn	Left	Thru	Right	Uturn	Left	Thru	Right	Uturn	NB	SB	EB	WB	NB	SB	EB	WB
0	0	0	0	45	0	44	0	34	55	0	0	0	95	58	0	0	89	89	153	0	92	139	100
0.0%				0.0%				0.0%				0.0%				0.0%				0.0%			
0.0%				0.0%				0.0%				0.0%				0.0%				0.0%			

Percent Heavy Vehicles

0.0%	0.0%	0.0%	0.0%	0.0%	0.0%	0.0%	0.0%	0.0%	5.5%	0.0%	0.0%	0.0%	5.3%	1.7%	0.0%	NaN	0.0%	3.4%	3.9%	NaN	1.1%	3.6%	3.0%
------	------	------	------	------	------	------	------	------	------	------	------	------	------	------	------	-----	------	------	------	-----	------	------	------

PHV- Bicycles

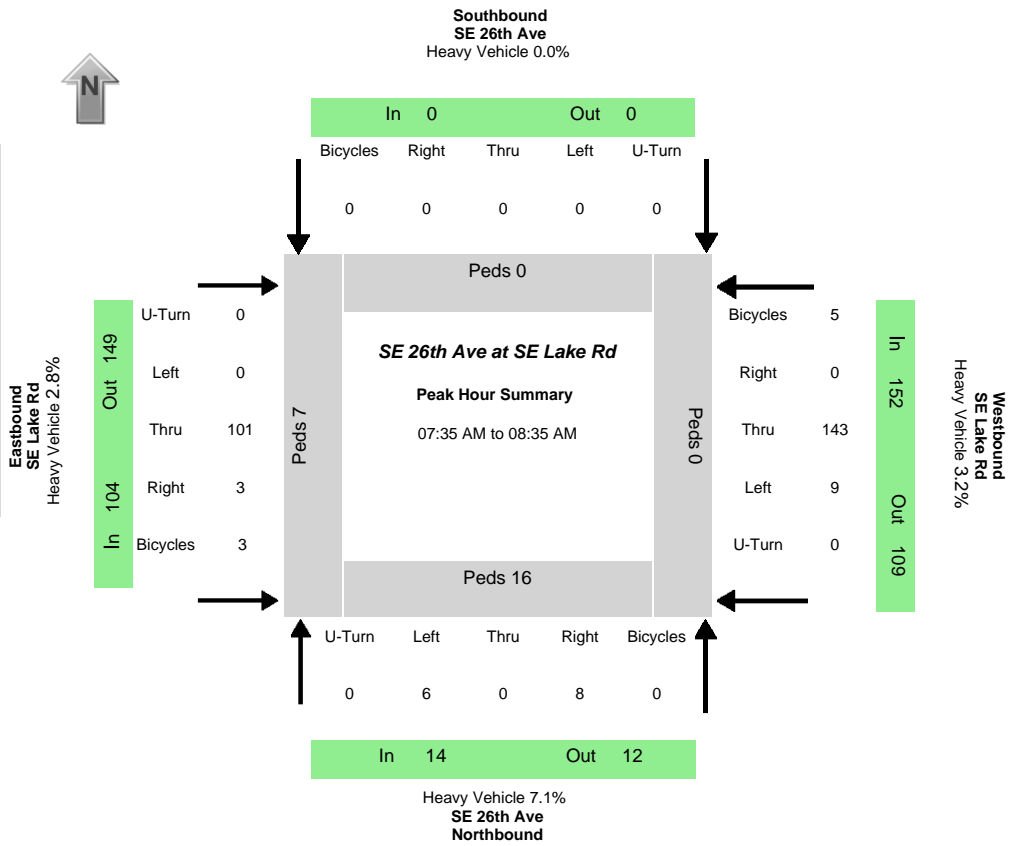
PHV- Bicycles																PHV- Pedestrians					
Northbound				Southbound				Eastbound				Westbound				Sum	in Crosswalk				Sum
Left	Thru	Right	Uturn	Left	Thru	Right	Uturn	Left	Thru	Right	Uturn	Left	Thru	Right	Uturn	Sum	NB	SB	EB	WB	Sum
0	0	0	0	0	0	0	0	1	3	0	0	0	4	1	0	9	0	20	0	9	29

All Vehicle Volumes

Time	Northbound SE 23rd Ave				Southbound SE 23rd Ave				Eastbound SE Lake Rd				Westbound SE Lake Rd				15 Min Sum	1 HR Sum	
	Left	Thru	Right	Uturn	Left	Thru	Right	Uturn	Left	Thru	Right	Uturn	Left	Thru	Right	Uturn			
07:00:00 AM	0	0	0	0	0	0	0	0	1	0	0	0	0	7	0	0	0		
07:05:00 AM	0	0	0	0	2	0	1	0	2	3	0	0	0	6	1	0	0		
07:10:00 AM	0	0	0	0	0	0	1	0	1	2	0	0	0	5	2	0	0	34	
07:15:00 AM	0	0	0	0	2	0	0	0	2	4	0	0	0	8	1	0	0	43	
07:20:00 AM	0	0	0	0	1	0	1	0	1	2	0	0	0	7	1	0	0	41	
07:25:00 AM	0	0	0	0	1	0	0	0	1	3	0	0	0	7	2	0	0	44	
07:30:00 AM	0	0	0	0	1	0	0	0	2	2	0	0	0	9	4	0	0	45	
07:35:00 AM	0	0	0	0	1	0	3	0	3	5	0	0	0	11	3	0	0	58	
07:40:00 AM	0	0	0	0	1	0	5	0	2	3	0	0	0	6	1	0	0	62	
07:45:00 AM	0	0	0	0	4	0	1	0	2	5	0	0	0	10	0	0	0	66	
07:50:00 AM	0	0	0	0	1	0	2	0	0	5	0	0	0	6	2	0	0	56	
07:55:00 AM	0	0	0	0	2	0	4	0	1	4	0	0	0	13	2	0	0	64	204
08:00:00 AM	0	0	0	0	2	0	3	0	9	4	0	0	0	8	7	0	0	75	229
08:05:00 AM	0	0	0	0	5	0	3	0	2	5	0	0	0	3	2	0	0	79	234
08:10:00 AM	0	0	0	0	3	0	3	0	2	9	0	0	0	5	4	0	0	79	249
08:15:00 AM	0	0	0	0	5	0	6	0	3	3	0	0	0	6	6	0	0	75	261
08:20:00 AM	0	0	0	0	6	0	5	0	4	3	0	0	0	16	11	0	0	100	293
08:25:00 AM	0	0	0	0	9	0	5	0	6	5	0	0	0	6	12	0	0	117	322
08:30:00 AM	0	0	0	0	6	0	4	0	0	4	0	0	0	5	8	0	0	115	331
08:35:00 AM	0	0	0	0	3	0	3	0	3	4	0	0	0	6	2	0	0	91	326
08:40:00 AM	0	0	0	0	1	0	2	0	1	5	0	0	0	4	1	0	0	62	322
08:45:00 AM	0	0	0	0	1	0	0	0	0	2	0	0	0	8	0	0	0	46	311
08:50:00 AM	0	0	0	0	3	0	0	0	0	2	0	0	0	4	1	0	0	35	305
08:55:00 AM	0	0	0	0	1	0	3	0	0	6	0	0	0	12	1	0	0	44	302

Data Provided by K-D-N.com 503-594-4224

N/S street	SE 26th Ave
E/W street	SE Lake Rd
City, State	Milwaukie OR
Site Notes	
Location	45.438809 - -122.635313
Start Date	Thursday, December 05, 2019
Start Time	07:00:00 AM
Weather	
Study ID #	
Peak Hour Start	07:35:00 AM
Peak 15 Min Start	08:15:00 AM
PHF (15-Min Int)	0.73



Peak-Hour Volumes (PHV)																							
Northbound				Southbound				Eastbound				Westbound				Entering				Leaving			
Left	Thru	Right	Uturn	Left	Thru	Right	Uturn	Left	Thru	Right	Uturn	Left	Thru	Right	Uturn	NB	SB	EB	WB	NB	SB	EB	WB
6	0	8	0	0	0	0	0	0	101	3	0	9	143	0	0	14	0	104	152	12	0	149	109
Percent Heavy Vehicles																							
16.7%	0.0%	0.0%	0.0%	0.0%	0.0%	0.0%	0.0%	0.0%	3.0%	0.0%	0.0%	11.1%	2.8%	0.0%	0.0%	7.1%	0.0%	2.9%	3.3%	8.3%	0.0%	3.4%	2.8%

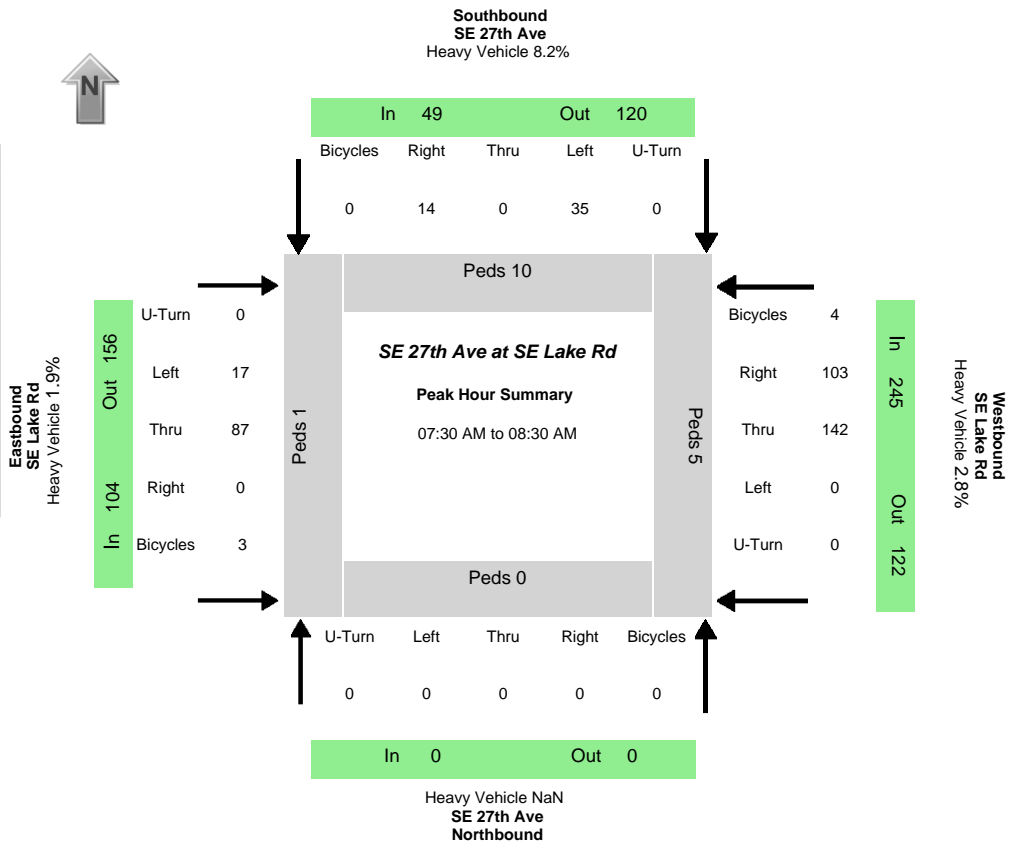
PHV - Bicycles														PHV - Pedestrians							
Northbound				Southbound				Eastbound				Westbound				in Crosswalk				Sum	
Left	Thru	Right	Uturn	Left	Thru	Right	Uturn	Left	Thru	Right	Uturn	Left	Thru	Right	Uturn	Sum	NB	SB	EB	WB	Sum
0	0	0	0	0	0	0	0	0	3	0	0	0	5	0	0	8	16	0	7	0	23

Time	Northbound SE 26th Ave				Southbound SE 26th Ave				Eastbound SE Lake Rd				Westbound SE Lake Rd				15 Min Sum	1 HR Sum
	Left	Thru	Right	Uturn	Left	Thru	Right	Uturn	Left	Thru	Right	Uturn	Left	Thru	Right	Uturn		
07:00:00 AM	0	0	1	0	0	0	0	0	0	1	0	0	0	8	0	0		
07:05:00 AM	0	0	1	0	0	0	0	0	0	4	1	0	1	7	0	0		
07:10:00 AM	3	0	1	0	0	0	0	0	0	2	0	0	1	6	0	0	37	
07:15:00 AM	1	0	2	0	0	0	0	0	0	6	0	0	0	8	0	0	44	
07:20:00 AM	0	0	0	0	0	0	0	0	0	2	0	0	0	5	0	0	37	
07:25:00 AM	0	0	0	0	0	0	0	0	0	4	0	0	0	11	0	0	39	
07:30:00 AM	1	0	1	0	0	0	0	0	0	5	0	0	0	11	0	0	40	
07:35:00 AM	1	0	2	0	0	0	0	0	0	7	0	0	1	10	0	0	54	
07:40:00 AM	1	0	0	0	0	0	0	0	0	5	1	0	2	8	0	0	56	
07:45:00 AM	0	0	2	0	0	0	0	0	0	9	1	0	0	8	0	0	58	
07:50:00 AM	0	0	0	0	0	0	0	0	0	6	0	0	2	10	0	0	55	
07:55:00 AM	2	0	0	0	0	0	0	0	0	6	1	0	0	10	0	0	57	189
08:00:00 AM	1	0	0	0	0	0	0	0	0	5	0	0	2	13	0	0	58	200
08:05:00 AM	0	0	1	0	0	0	0	0	0	9	0	0	0	5	0	0	55	201
08:10:00 AM	0	0	1	0	0	0	0	0	0	12	0	0	1	10	0	0	60	212
08:15:00 AM	0	0	0	0	0	0	0	0	0	9	0	0	0	14	0	0	62	218
08:20:00 AM	1	0	1	0	0	0	0	0	0	10	0	0	1	28	0	0	88	252
08:25:00 AM	0	0	1	0	0	0	0	0	0	12	0	0	0	16	0	0	93	266
08:30:00 AM	0	0	0	0	0	0	0	0	0	11	0	0	0	11	0	0	92	270
08:35:00 AM	0	0	1	0	0	0	0	0	0	7	0	0	1	10	0	0	70	268
08:40:00 AM	0	0	1	0	0	0	0	0	0	7	0	0	0	8	0	0	57	267
08:45:00 AM	0	0	0	0	0	0	0	0	0	4	0	0	0	7	0	0	46	258
08:50:00 AM	0	0	2	0	0	0	0	0	0	5	0	0	3	7	0	0	44	257
08:55:00 AM	1	0	0	0	0	0	0	0	0	8	0	0	0	19	0	0	56	266



KEY DATA NETWORK

Data Provided by K-D-N.com 503-594-4224	
N/S street	SE 27th Ave
E/W street	SE Lake Rd
City, State	Milwaukie OR
Site Notes	
Location	45.438574 - -122.634798
Start Date	Thursday, December 05, 2019
Start Time	07:00:00 AM
Weather	
Study ID #	
Peak Hour Start	07:30:00 AM
Peak 15 Min Start	07:30:00 AM
PHF (15-Min Int)	0.83



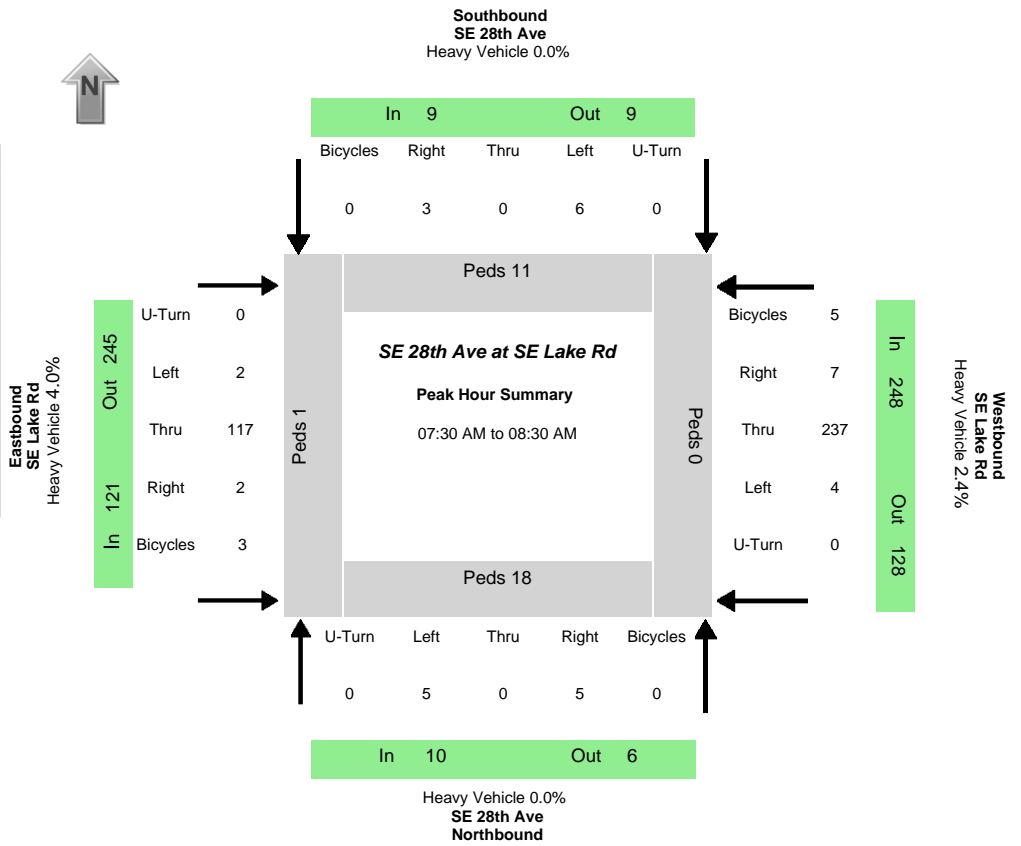
Peak-Hour Volumes (PHV)																							
Northbound				Southbound				Eastbound				Westbound				Entering				Leaving			
Left	Thru	Right	Uturn	Left	Thru	Right	Uturn	Left	Thru	Right	Uturn	Left	Thru	Right	Uturn	NB	SB	EB	WB	NB	SB	EB	WB
0	0	0	0	35	0	14	0	17	87	0	0	0	142	103	0	0	49	104	245	0	120	156	122
Percent Heavy Vehicles																							
0.0%	0.0%	0.0%	0.0%	8.6%	0.0%	7.1%	0.0%	5.9%	1.1%	0.0%	0.0%	0.0%	2.8%	2.9%	0.0%	NaN	8.2%	1.9%	2.9%	NaN	3.3%	3.2%	3.3%

PHV- Bicycles												PHV- Pedestrians									
Northbound				Southbound				Eastbound				Westbound				Sum	in Crosswalk				Sum
Left	Thru	Right	Uturn	Left	Thru	Right	Uturn	Left	Thru	Right	Uturn	Left	Thru	Right	Uturn	Sum	NB	SB	EB	WB	Sum
0	0	0	0	0	0	0	0	0	3	0	0	0	4	0	0	7	0	10	1	5	16

All Vehicle Volumes																			
Time	Northbound SE 27th Ave				Southbound SE 27th Ave				Eastbound SE Lake Rd				Westbound SE Lake Rd				15 Min Sum	1 HR Sum	
	Left	Thru	Right	Uturn	Left	Thru	Right	Uturn	Left	Thru	Right	Uturn	Left	Thru	Right	Uturn			
07:00:00 AM	0	0	0	0	0	0	0	0	0	2	0	0	0	0	8	6	0		
07:05:00 AM	0	0	0	0	2	0	0	0	1	4	0	0	0	8	2	0			
07:10:00 AM	0	0	0	0	1	0	0	0	0	3	0	0	0	7	2	0	46		
07:15:00 AM	0	0	0	0	0	0	2	0	1	7	0	0	0	6	5	0	51		
07:20:00 AM	0	0	0	0	1	0	0	0	1	1	0	0	0	5	13	0	55		
07:25:00 AM	0	0	0	0	4	0	0	0	1	3	0	0	0	11	10	0	71		
07:30:00 AM	0	0	0	0	3	0	1	0	1	5	0	0	0	11	18	0	89		
07:35:00 AM	0	0	0	0	5	0	1	0	4	5	0	0	0	10	18	0	111		
07:40:00 AM	0	0	0	0	8	0	3	0	0	5	0	0	0	7	15	0	120		
07:45:00 AM	0	0	0	0	5	0	1	0	5	6	0	0	0	7	6	0	111		
07:50:00 AM	0	0	0	0	4	0	1	0	0	6	0	0	0	11	8	0	98		
07:55:00 AM	0	0	0	0	0	0	2	0	0	6	0	0	0	8	4	0	80	317	
08:00:00 AM	0	0	0	0	1	0	1	0	0	5	0	0	0	15	8	0	80	331	
08:05:00 AM	0	0	0	0	0	0	0	0	1	9	0	0	0	6	6	0	72	336	
08:10:00 AM	0	0	0	0	1	0	0	0	0	11	0	0	0	11	6	0	81	352	
08:15:00 AM	0	0	0	0	2	0	1	0	3	9	0	0	0	13	7	0	86	366	
08:20:00 AM	0	0	0	0	3	0	3	0	2	9	0	0	0	27	6	0	114	395	
08:25:00 AM	0	0	0	0	3	0	0	0	1	11	0	0	0	16	1	0	117	398	
08:30:00 AM	0	0	0	0	1	0	2	0	0	12	0	0	0	10	8	0	115	392	
08:35:00 AM	0	0	0	0	1	0	2	0	0	8	0	0	0	8	1	0	85	369	
08:40:00 AM	0	0	0	0	3	0	1	0	0	8	0	0	0	7	2	0	74	352	
08:45:00 AM	0	0	0	0	3	0	0	0	0	4	0	0	0	7	1	0	56	337	
08:50:00 AM	0	0	0	0	1	0	0	0	1	6	0	0	0	10	4	0	58	329	
08:55:00 AM	0	0	0	0	1	0	0	0	0	9	0	0	0	19	3	0	69	341	

Data Provided by K-D-N.com 503-594-4224

N/S street	SE 28th Ave
E/W street	SE Lake Rd
City, State	Milwaukie OR
Site Notes	
Location	45.438204 - -122.633924
Start Date	Thursday, December 05, 2019
Start Time	07:00:00 AM
Weather	
Study ID #	
Peak Hour Start	07:30:00 AM
Peak 15 Min Start	07:30:00 AM
PHF (15-Min Int)	0.84



Peak-Hour Volumes (PHV)																							
Northbound				Southbound				Eastbound				Westbound				Entering				Leaving			
Left	Thru	Right	Uturn	Left	Thru	Right	Uturn	Left	Thru	Right	Uturn	Left	Thru	Right	Uturn	NB	SB	EB	WB	NB	SB	EB	WB
5	0	5	0	6	0	3	0	2	117	2	0	4	237	7	0	10	9	121	248	6	9	245	128
Percent Heavy Vehicles																							
0.0%	0.0%	0.0%	0.0%	0.0%	0.0%	0.0%	0.0%	0.0%	4.3%	0.0%	0.0%	0.0%	2.5%	0.0%	0.0%	0.0%	0.0%	4.1%	2.4%	0.0%	0.0%	2.4%	3.9%

PHV - Bicycles												PHV - Pedestrians									
Northbound				Southbound				Eastbound				Westbound				in Crosswalk					
Left	Thru	Right	Uturn	Left	Thru	Right	Uturn	Left	Thru	Right	Uturn	Left	Thru	Right	Uturn	Sum	NB	SB	EB	WB	Sum
0	0	0	0	0	0	0	0	0	3	0	0	0	5	0	0	8	18	11	1	0	30

Time	Northbound SE 28th Ave				Southbound SE 28th Ave				Eastbound SE Lake Rd				Westbound SE Lake Rd				15 Min Sum	1 HR Sum	
	Left	Thru	Right	Uturn	Left	Thru	Right	Uturn	Left	Thru	Right	Uturn	Left	Thru	Right	Uturn			
07:00:00 AM	1	0	0	0	0	0	0	0	0	0	3	0	0	1	11	0	0	50	
07:05:00 AM	0	0	0	0	0	0	0	0	0	0	5	0	0	0	10	1	0	49	
07:10:00 AM	0	0	1	0	0	0	0	0	0	0	5	0	0	0	11	1	0	56	
07:15:00 AM	0	0	0	0	0	0	0	0	0	0	5	0	0	1	9	0	0	66	
07:20:00 AM	0	0	0	0	0	0	0	0	0	0	4	0	0	0	19	0	0	66	
07:25:00 AM	0	0	1	0	0	0	0	0	0	0	5	0	0	0	20	2	0	66	
07:30:00 AM	1	0	0	0	2	0	0	0	0	0	8	1	0	0	28	2	0	93	
07:35:00 AM	1	0	1	0	0	0	0	0	0	0	10	0	0	0	24	1	0	107	
07:40:00 AM	1	0	0	0	1	0	0	0	0	0	10	0	0	0	23	1	0	115	
07:45:00 AM	0	0	1	0	2	0	1	0	0	0	11	1	0	0	13	0	0	102	
07:50:00 AM	0	0	0	0	1	0	1	0	0	0	10	0	0	0	19	0	0	96	
07:55:00 AM	0	0	0	0	0	0	1	0	0	0	9	0	0	1	11	1	0	83	314
08:00:00 AM	1	0	0	0	0	0	0	0	0	0	5	0	0	0	22	0	0	82	326
08:05:00 AM	0	0	0	0	0	0	0	0	0	0	9	0	0	0	12	1	0	73	332
08:10:00 AM	0	0	0	0	0	0	0	0	0	0	11	0	0	2	16	0	0	79	343
08:15:00 AM	0	0	0	0	0	0	0	0	0	0	9	0	0	0	20	0	0	80	357
08:20:00 AM	1	0	2	0	0	0	0	0	0	1	13	0	0	0	30	0	0	105	381
08:25:00 AM	0	0	1	0	0	0	0	0	0	1	12	0	0	1	19	1	0	111	388
08:30:00 AM	0	0	0	0	0	0	0	0	0	0	16	0	0	0	17	0	0	115	379
08:35:00 AM	0	0	0	0	0	0	0	0	0	0	9	0	0	1	11	0	0	89	363
08:40:00 AM	0	0	0	0	0	0	0	0	0	0	11	0	0	0	7	0	0	72	345
08:45:00 AM	0	0	0	0	0	0	0	0	0	0	5	0	0	0	9	0	0	53	330
08:50:00 AM	1	0	0	0	0	0	0	0	0	0	8	0	0	0	8	1	0	50	317
08:55:00 AM	0	0	0	0	1	0	0	0	0	0	9	0	0	0	25	0	0	67	329

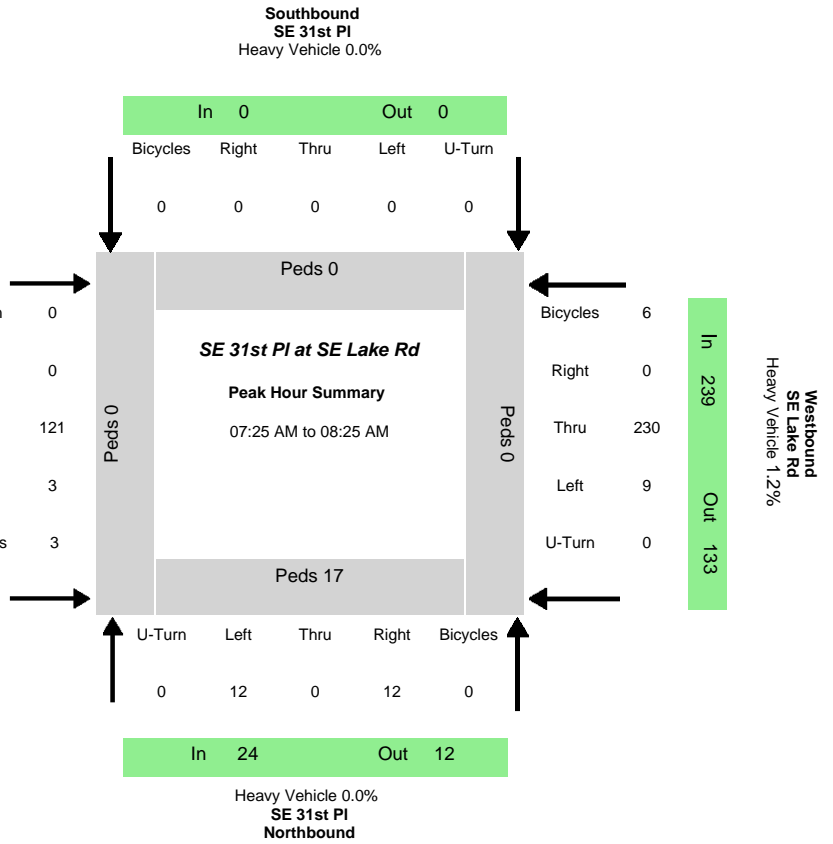
Data Provided by K-D-N.com 503-594-4224

N/S street	SE 31st Pl
E/W street	SE Lake Rd
City, State	Milwaukie OR
Site Notes	
Location	45.437302 - -122.631907
Start Date	Thursday, December 05, 2019
Start Time	07:00:00 AM
Weather	
Study ID #	
Peak Hour Start	07:25:00 AM
Peak 15 Min Start	07:25:00 AM
PHF (15-Min Int)	0.84

Eastbound
SE Lake Rd
Heavy Vehicle 5.5%



Out 242
In 124



Peak-Hour Volumes (PHV)

Northbound				Southbound				Eastbound				Westbound				Entering				Leaving			
Left	Thru	Right	Uturn	Left	Thru	Right	Uturn	Left	Thru	Right	Uturn	Left	Thru	Right	Uturn	NB	SB	EB	WB	NB	SB	EB	WB
12	0	12	0	0	0	0	0	0	121	3	0	9	230	0	0	24	0	124	239	12	0	242	133
Percent Heavy Vehicles																							
0.0%	0.0%	0.0%	0.0%	0.0%	0.0%	0.0%	0.0%	0.0%	5.8%	0.0%	0.0%	0.0%	1.3%	0.0%	0.0%	0.0%	0.0%	5.6%	1.3%	0.0%	0.0%	1.2%	5.3%

PHV - Bicycles

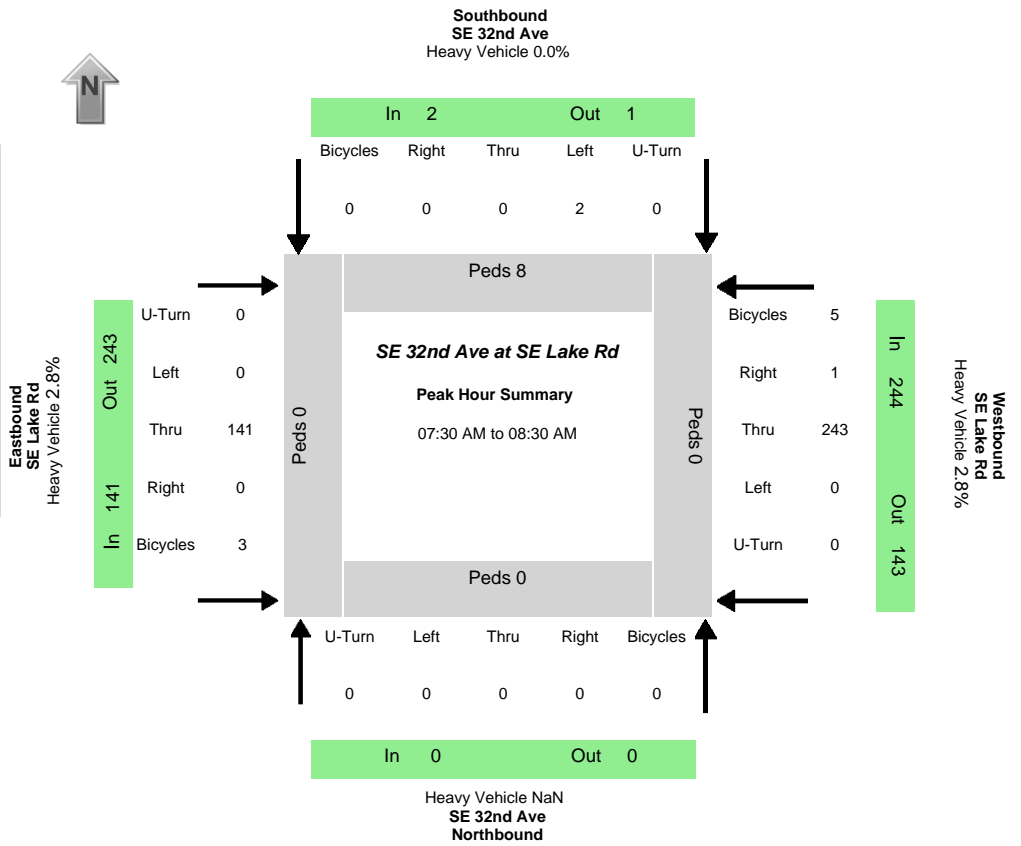
PHV - Bicycles																PHV - Pedestrians					
Northbound				Southbound				Eastbound				Westbound				Sum	in Crosswalk				Sum
Left	Thru	Right	Uturn	Left	Thru	Right	Uturn	Left	Thru	Right	Uturn	Left	Thru	Right	Uturn	Sum	NB	SB	EB	WB	Sum
0	0	0	0	0	0	0	0	0	3	0	0	0	6	0	0	9	17	0	0	0	17

All Vehicle Volumes

Time	Northbound SE 31st Pl				Southbound SE 31st Pl				Eastbound SE Lake Rd				Westbound SE Lake Rd				15 Min Sum	1 HR Sum	
	Left	Thru	Right	Uturn	Left	Thru	Right	Uturn	Left	Thru	Right	Uturn	Left	Thru	Right	Uturn			
07:00:00 AM	0	0	0	0	0	0	0	0	0	3	0	0	0	0	13	0	0		
07:05:00 AM	1	0	2	0	0	0	0	0	0	5	1	0	0	0	13	0	0		
07:10:00 AM	0	0	1	0	0	0	0	0	0	4	0	0	0	0	7	0	0	50	
07:15:00 AM	0	0	5	0	0	0	0	0	0	7	0	0	0	0	12	0	0	58	
07:20:00 AM	2	0	4	0	0	0	0	0	0	2	0	0	0	0	19	0	0	63	
07:25:00 AM	3	0	3	0	0	0	0	0	0	7	0	0	0	0	21	0	0	85	
07:30:00 AM	3	0	1	0	0	0	0	0	0	8	0	0	2	22	0	0	97		
07:35:00 AM	2	0	0	0	0	0	0	0	0	12	1	0	0	30	0	0	115		
07:40:00 AM	0	0	1	0	0	0	0	0	0	11	1	0	0	16	0	0	110		
07:45:00 AM	0	0	2	0	0	0	0	0	0	14	0	0	1	11	0	0	102		
07:50:00 AM	0	0	2	0	0	0	0	0	0	12	0	0	0	18	0	0	89		
07:55:00 AM	0	0	0	0	0	0	0	0	0	7	0	0	1	14	0	0	82	327	
08:00:00 AM	1	0	0	0	0	0	0	0	0	6	1	0	2	22	0	0	86	343	
08:05:00 AM	0	0	1	0	0	0	0	0	0	8	0	0	1	11	0	0	75	342	
08:10:00 AM	2	0	0	0	0	0	0	0	0	13	0	0	2	18	0	0	88	365	
08:15:00 AM	0	0	2	0	0	0	0	0	0	8	0	0	0	18	0	0	84	369	
08:20:00 AM	1	0	0	0	0	0	0	0	0	15	0	0	0	29	0	0	108	387	
08:25:00 AM	0	0	0	0	0	0	0	0	0	12	0	0	0	22	0	0	107	387	
08:30:00 AM	1	0	2	0	0	0	0	0	0	15	1	0	0	14	0	0	112	384	
08:35:00 AM	2	0	1	0	0	0	0	0	0	10	0	0	0	9	0	0	89	361	
08:40:00 AM	2	0	1	0	0	0	0	0	0	10	1	0	0	8	0	0	77	354	
08:45:00 AM	0	0	0	0	0	0	0	0	0	7	0	0	1	6	0	0	58	340	
08:50:00 AM	0	0	0	0	0	0	0	0	0	10	0	0	0	19	0	0	65	337	
08:55:00 AM	0	0	1	0	0	0	0	0	0	8	0	0	0	20	0	0	72	344	

Data Provided by K-D-N.com 503-594-4224

N/S street	SE 32nd Ave
E/W street	SE Lake Rd
City, State	Milwaukie OR
Site Notes	
Location	45.436808 - -122.630792
Start Date	Thursday, December 05, 2019
Start Time	07:00:00 AM
Weather	
Study ID #	
Peak Hour Start	07:30:00 AM
Peak 15 Min Start	08:15:00 AM
PHF (15-Min Int)	0.86



Peak-Hour Volumes (PHV)																							
Northbound				Southbound				Eastbound				Westbound				Entering				Leaving			
Left	Thru	Right	Uturn	Left	Thru	Right	Uturn	Left	Thru	Right	Uturn	Left	Thru	Right	Uturn	NB	SB	EB	WB	NB	SB	EB	WB
0	0	0	0	2	0	0	0	0	141	0	0	0	243	1	0	0	2	141	244	0	1	243	143
Percent Heavy Vehicles																							
0.0%	0.0%	0.0%	0.0%	0.0%	0.0%	0.0%	0.0%	0.0%	2.8%	0.0%	0.0%	0.0%	2.9%	0.0%	0.0%	NaN	0.0%	2.8%	2.9%	NaN	0.0%	2.9%	2.8%

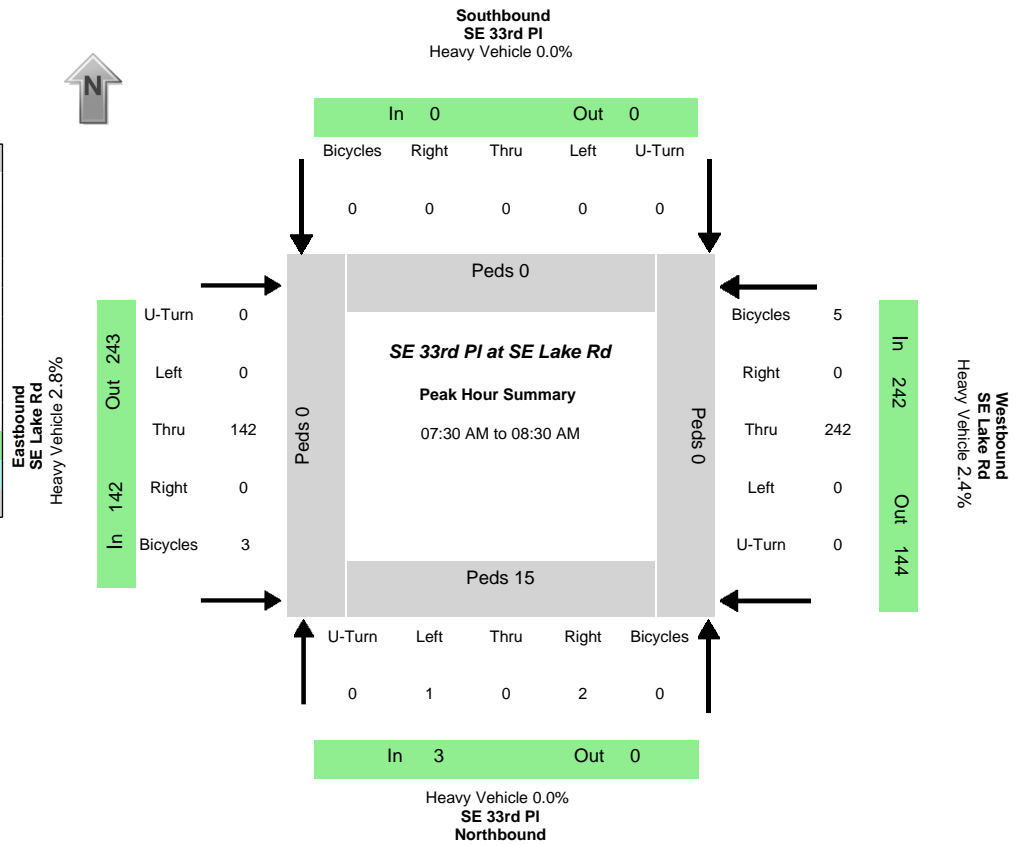
PHV - Bicycles														PHV - Pedestrians								
Northbound				Southbound				Eastbound				Westbound				in Crosswalk						
Left	Thru	Right	Uturn	Left	Thru	Right	Uturn	Left	Thru	Right	Uturn	Left	Thru	Right	Uturn	Sum	NB	SB	EB	WB	Sum	
0	0	0	0	0	0	0	0	0	3	0	0	0	5	0	0	8	0	8	0	0	0	8

Time	Northbound SE 32nd Ave				Southbound SE 32nd Ave				Eastbound SE Lake Rd				Westbound SE Lake Rd				15 Min Sum	1 HR Sum	
	Left	Thru	Right	Uturn	Left	Thru	Right	Uturn	Left	Thru	Right	Uturn	Left	Thru	Right	Uturn			
07:00:00 AM	0	0	0	0	1	0	0	0	0	3	0	0	0	11	3	0	0	54	
07:05:00 AM	0	0	0	0	1	0	0	0	0	8	0	0	0	11	0	0	0	57	
07:10:00 AM	0	0	0	0	0	0	0	0	0	7	0	0	0	9	0	0	0	63	
07:15:00 AM	0	0	0	0	1	0	0	0	0	11	0	0	0	9	0	0	0	79	
07:20:00 AM	0	0	0	0	0	0	1	0	0	5	0	0	0	20	0	0	0	83	324
07:25:00 AM	0	0	0	0	0	0	0	0	0	11	0	0	0	21	0	0	0	82	335
07:30:00 AM	0	0	0	0	0	0	0	0	0	11	0	0	0	23	0	0	0	73	337
07:35:00 AM	0	0	0	0	0	0	0	0	0	12	0	0	0	30	1	0	0	84	354
07:40:00 AM	0	0	0	0	0	0	0	0	0	13	0	0	0	18	0	0	0	88	366
07:45:00 AM	0	0	0	0	1	0	0	0	0	15	0	0	0	14	0	0	0	110	384
07:50:00 AM	0	0	0	0	0	0	0	0	0	14	0	0	0	17	0	0	0	112	387
07:55:00 AM	0	0	0	0	0	0	0	0	0	7	0	0	0	15	0	0	0	111	385
08:00:00 AM	0	0	0	0	0	0	0	0	0	5	0	0	0	24	0	0	0	87	362
08:05:00 AM	0	0	0	0	0	0	0	0	0	11	0	0	0	11	0	0	0	79	358
08:10:00 AM	0	0	0	0	0	0	0	0	0	12	0	0	0	21	0	0	0	57	338
08:15:00 AM	0	0	0	0	0	0	0	0	0	11	0	0	0	22	0	0	0	64	334
08:20:00 AM	0	0	0	0	1	0	0	0	0	16	0	0	0	27	0	0	0	68	343
08:25:00 AM	0	0	0	0	0	0	0	0	0	14	0	0	0	21	0	0	0		
08:30:00 AM	0	0	0	0	0	0	0	0	0	17	0	0	0	15	0	0	0		
08:35:00 AM	0	0	0	0	0	0	0	0	0	11	0	0	0	9	0	0	0		
08:40:00 AM	0	0	0	0	1	0	0	0	1	13	0	0	0	12	0	0	0		
08:45:00 AM	0	0	0	0	0	0	0	0	0	6	0	0	0	4	0	0	0		
08:50:00 AM	0	0	0	0	0	0	0	0	0	9	0	0	0	18	0	0	0		
08:55:00 AM	0	0	0	0	0	0	0	0	0	9	0	0	0	22	0	0	0		



KEY DATA NETWORK

Data Provided by K-D-N.com 503-594-4224	
N/S street	SE 33rd PI
E/W street	SE Lake Rd
City, State	Milwaukie OR
Site Notes	
Location	45.43654 - -122.630269
Start Date	Thursday, December 05, 2019
Start Time	07:00:00 AM
Weather	
Study ID #	
Peak Hour Start	07:30:00 AM
Peak 15 Min Start	08:15:00 AM
PHF (15-Min Int)	0.85



Peak-Hour Volumes (PHV)																							
Northbound				Southbound				Eastbound				Westbound				Entering				Leaving			
Left	Thru	Right	Uturn	Left	Thru	Right	Uturn	Left	Thru	Right	Uturn	Left	Thru	Right	Uturn	NB	SB	EB	WB	NB	SB	EB	WB
1	0	2	0	0	0	0	0	0	142	0	0	0	242	0	0	3	0	142	242	0	0	243	144
Percent Heavy Vehicles																							
0.0%	0.0%	0.0%	0.0%	0.0%	0.0%	0.0%	0.0%	0.0%	2.8%	0.0%	0.0%	0.0%	2.5%	0.0%	0.0%	0.0%	0.0%	2.8%	2.5%	NaN	0.0%	2.5%	2.8%

PHV- Bicycles														PHV- Pedestrians							
Northbound				Southbound				Eastbound				Westbound				in Crosswalk					
Left	Thru	Right	Uturn	Left	Thru	Right	Uturn	Left	Thru	Right	Uturn	Left	Thru	Right	Uturn	Sum	NB	SB	EB	WB	Sum
0	0	0	0	0	0	0	0	0	3	0	0	0	5	0	0	8	15	0	0	0	15

Time	Northbound SE 33rd PI				Southbound SE 33rd PI				Eastbound SE Lake Rd				Westbound SE Lake Rd				15 Min Sum	1 HR Sum		
	Left	Thru	Right	Uturn	Left	Thru	Right	Uturn	Left	Thru	Right	Uturn	Left	Thru	Right	Uturn				
07:00:00 AM	0	0	0	0	0	0	0	0	0	0	3	0	0	0	0	14	0	0		
07:05:00 AM	0	0	1	0	0	0	0	0	0	0	8	1	0	0	0	11	0	0		
07:10:00 AM	0	0	1	0	0	0	0	0	0	0	7	1	0	0	0	11	0	0	58	
07:15:00 AM	0	0	1	0	0	0	0	0	0	0	12	0	0	0	0	9	0	0	63	
07:20:00 AM	0	0	0	0	0	0	0	0	0	0	5	0	0	0	0	18	0	0	65	
07:25:00 AM	1	0	0	0	0	0	0	0	0	0	11	0	0	0	0	22	0	0	79	
07:30:00 AM	0	0	0	0	0	0	0	0	0	0	11	0	0	0	0	21	0	0	89	
07:35:00 AM	0	0	1	0	0	0	0	0	0	0	12	0	0	0	0	32	0	0	111	
07:40:00 AM	0	0	0	0	0	0	0	0	0	0	12	0	0	0	0	17	0	0	106	
07:45:00 AM	0	0	0	0	0	0	0	0	0	0	15	0	0	0	0	13	0	0	102	
07:50:00 AM	0	0	0	0	0	0	0	0	0	0	15	0	0	0	0	17	0	0	89	
07:55:00 AM	0	0	0	0	0	0	0	0	0	0	5	0	0	0	0	15	0	0	80	323
08:00:00 AM	0	0	0	0	0	0	0	0	0	0	5	0	0	0	0	27	0	0	84	338
08:05:00 AM	0	0	0	0	0	0	0	0	0	0	11	0	0	0	0	11	0	0	74	339
08:10:00 AM	0	0	1	0	0	0	0	0	0	0	12	0	0	0	0	20	0	0	87	352
08:15:00 AM	0	0	0	0	0	0	0	0	0	0	11	0	0	0	0	19	0	0	85	360
08:20:00 AM	1	0	0	0	0	0	0	0	0	0	17	0	0	0	0	28	0	0	109	383
08:25:00 AM	0	0	0	0	0	0	0	0	0	0	16	0	0	0	0	22	0	0	114	387
08:30:00 AM	0	0	0	0	0	0	0	0	0	0	17	0	0	0	0	15	0	0	116	387
08:35:00 AM	0	0	0	0	0	0	0	0	0	0	9	2	0	0	0	10	0	0	91	363
08:40:00 AM	0	0	0	0	0	0	0	0	0	0	13	0	0	0	0	9	0	0	75	356
08:45:00 AM	0	0	0	0	0	0	0	0	0	0	7	0	0	0	1	6	0	0	57	342
08:50:00 AM	0	0	1	0	0	0	0	0	0	0	8	0	0	2	0	17	0	0	64	338
08:55:00 AM	0	0	0	0	0	0	0	0	0	0	9	0	0	1	0	23	0	0	75	351

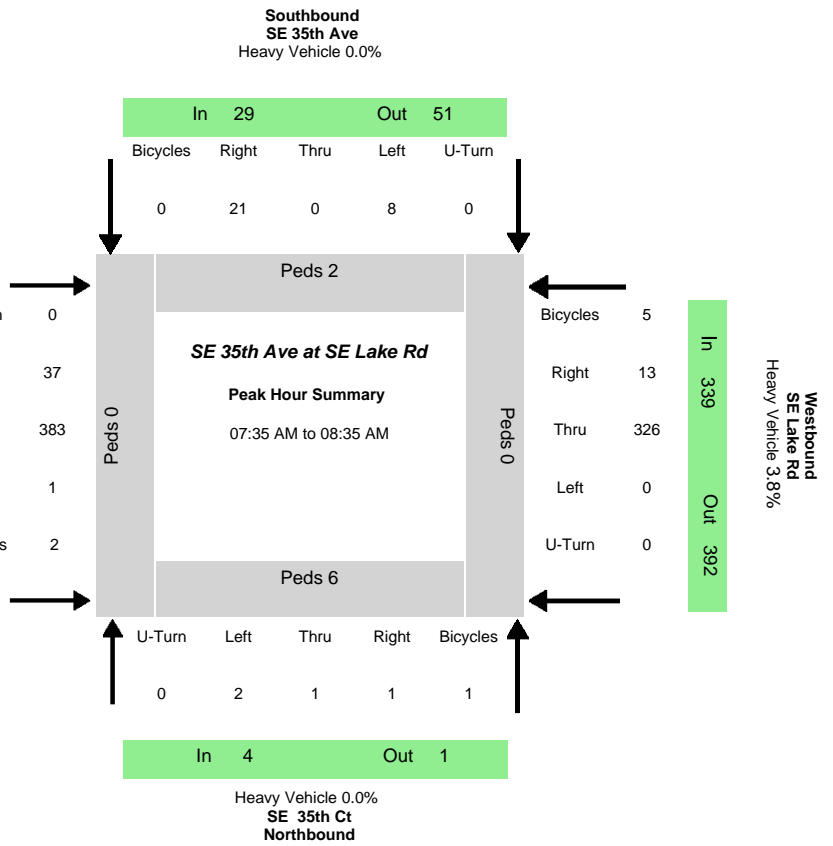
Data Provided by K-D-N.com 503-594-4224

N/S street	SE 35th Ct
E/W street	SE Lake Rd
City, State	Milwaukie OR
Site Notes	
Location	45.43556 - -122.627955
Start Date	Thursday, December 05, 2019
Start Time	07:00:00 AM
Weather	
Study ID #	
Peak Hour Start	07:35:00 AM
Peak 15 Min Start	08:20:00 AM
PHF (15-Min Int)	0.94

Eastbound
SE Lake Rd
Heavy Vehicle 2.4%



In 421
Out 349



Peak-Hour Volumes (PHV)

Northbound				Southbound				Eastbound				Westbound				Entering				Leaving			
Left	Thru	Right	Uturn	Left	Thru	Right	Uturn	Left	Thru	Right	Uturn	Left	Thru	Right	Uturn	NB	SB	EB	WB	NB	SB	EB	WB
2	1	1	0	8	0	21	0	37	383	1	0	0	326	13	0	4	29	421	339	1	51	349	392
0.0%				0.0%				2.7%				0.0%				0.0%				0.0%			

Percent Heavy Vehicles

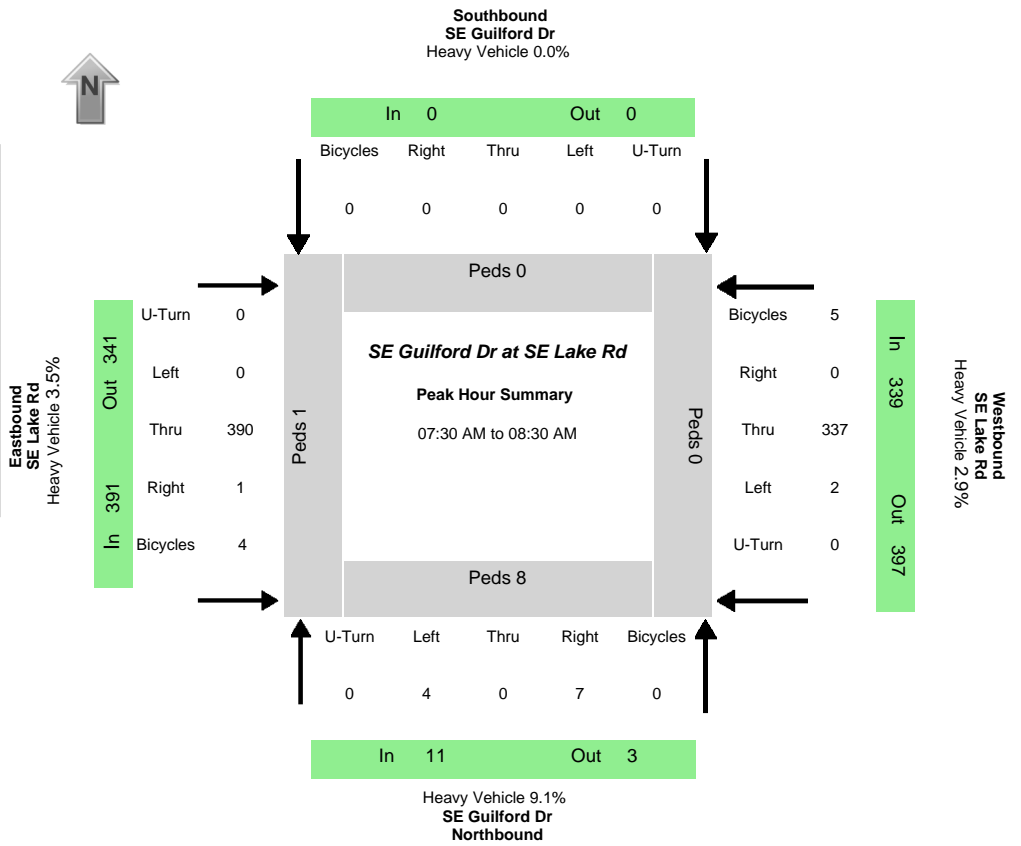
PHV - Bicycles																PHV - Pedestrians					
Northbound				Southbound				Eastbound				Westbound				Sum	in Crosswalk				Sum
Left	Thru	Right	Uturn	Left	Thru	Right	Uturn	Left	Thru	Right	Uturn	Left	Thru	Right	Uturn		NB	SB	EB	WB	
1	0	0	0	0	0	0	0	0	2	0	0	0	5	0	0	8	6	2	0	0	8

All Vehicle Volumes

Time	Northbound SE 35th Ct				Southbound SE 35th Ave				Eastbound SE Lake Rd				Westbound SE Lake Rd				15 Min Sum	1 HR Sum
	Left	Thru	Right	Uturn	Left	Thru	Right	Uturn	Left	Thru	Right	Uturn	Left	Thru	Right	Uturn		
07:00:00 AM	0	0	0	0	0	0	0	0	1	20	0	0	0	18	1	0		
07:05:00 AM	0	0	0	0	0	0	0	0	2	25	0	0	0	19	1	0		
07:10:00 AM	0	0	0	0	0	0	1	0	2	22	0	0	0	18	0	0	130	
07:15:00 AM	0	0	0	0	2	0	0	0	0	23	0	0	0	20	1	0	136	
07:20:00 AM	0	0	0	0	0	0	1	0	2	34	0	0	0	30	1	0	157	
07:25:00 AM	0	0	0	0	1	0	0	0	1	22	0	0	0	27	0	0	165	
07:30:00 AM	1	1	0	0	2	0	0	0	2	35	0	0	0	22	1	0	183	
07:35:00 AM	1	0	0	0	1	0	1	0	5	38	0	0	0	34	1	0	196	
07:40:00 AM	0	0	0	0	3	0	2	0	2	43	0	0	0	20	1	0	216	
07:45:00 AM	0	0	0	0	1	0	2	0	3	21	1	0	0	29	0	0	209	
07:50:00 AM	0	0	0	0	0	0	4	0	1	36	0	0	0	30	2	0	201	
07:55:00 AM	0	1	0	0	0	0	0	0	1	35	0	0	0	34	1	0	202	713
08:00:00 AM	1	0	0	0	0	0	0	0	3	20	0	0	0	26	2	0	197	725
08:05:00 AM	0	0	0	0	0	0	2	0	4	23	0	0	0	19	2	0	174	728
08:10:00 AM	0	0	0	0	0	0	2	0	1	38	0	0	0	26	1	0	170	753
08:15:00 AM	0	0	1	0	1	0	3	0	2	26	0	0	0	23	1	0	175	764
08:20:00 AM	0	0	0	0	1	0	3	0	5	36	0	0	0	29	0	0	199	770
08:25:00 AM	0	0	0	0	0	0	1	0	3	30	0	0	0	35	2	0	202	790
08:30:00 AM	0	0	0	0	1	0	1	0	7	37	0	0	0	21	0	0	212	793
08:35:00 AM	0	0	0	0	1	0	1	0	1	35	0	0	0	25	1	0	202	776
08:40:00 AM	0	0	0	0	0	0	2	0	1	26	0	0	0	24	1	0	185	759
08:45:00 AM	0	0	0	0	2	0	2	0	0	21	0	0	0	18	0	0	161	745
08:50:00 AM	0	1	0	0	0	0	3	0	3	27	0	0	0	36	0	0	167	742
08:55:00 AM	0	1	0	0	2	0	2	0	7	29	0	0	0	31	0	0	185	742

Data Provided by K-D-N.com 503-594-4224

N/S street	SE Guilford Dr
E/W street	SE Lake Rd
City, State	Milwaukie OR
Site Notes	
Location	45.435184 - -122.627114
Start Date	Thursday, December 05, 2019
Start Time	07:00:00 AM
Weather	
Study ID #	
Peak Hour Start	07:30:00 AM
Peak 15 Min Start	07:30:00 AM
PHF (15-Min Int)	0.91



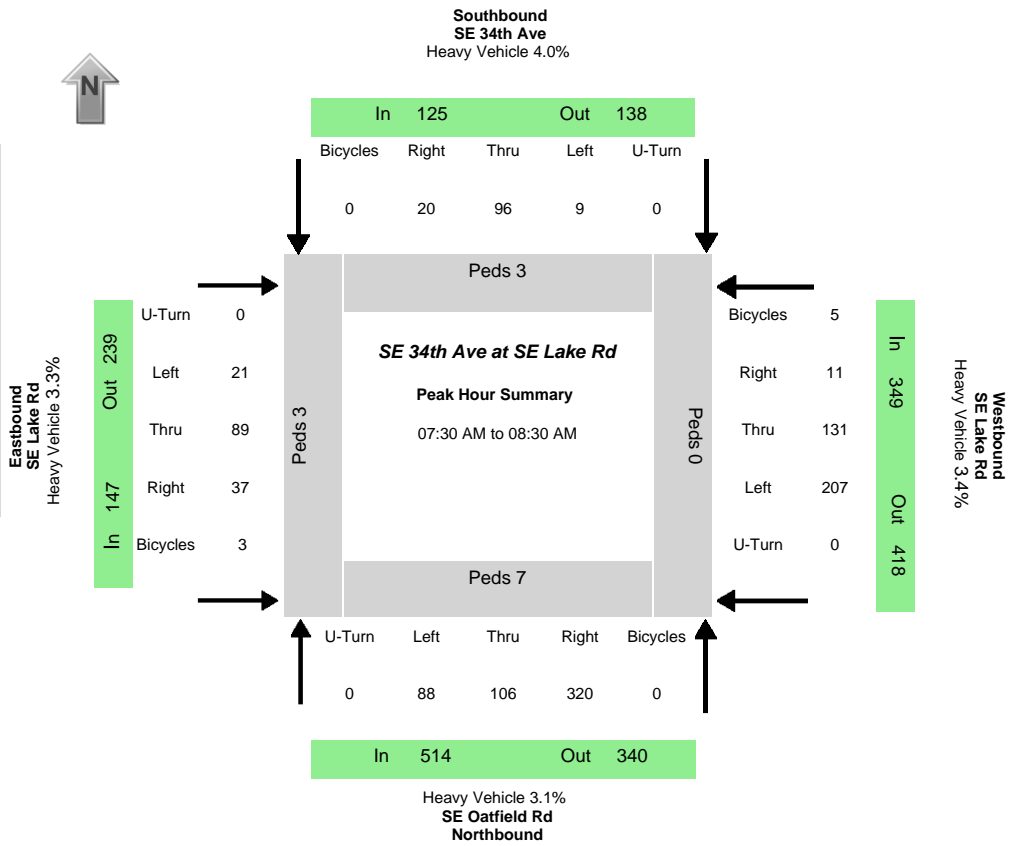
Peak-Hour Volumes (PHV)																							
Northbound				Southbound				Eastbound				Westbound				Entering				Leaving			
Left	Thru	Right	Uturn	Left	Thru	Right	Uturn	Left	Thru	Right	Uturn	Left	Thru	Right	Uturn	NB	SB	EB	WB	NB	SB	EB	WB
4	0	7	0	0	0	0	0	0	390	1	0	2	337	0	0	11	0	391	339	3	0	341	397
Percent Heavy Vehicles																							
25.0%	0.0%	0.0%	0.0%	0.0%	0.0%	0.0%	0.0%	0.0%	3.6%	0.0%	0.0%	0.0%	3.0%	0.0%	0.0%	9.1%	0.0%	3.6%	2.9%	0.0%	0.0%	3.2%	3.5%

PHV - Bicycles														PHV - Pedestrians							
Northbound				Southbound				Eastbound				Westbound				in Crosswalk					
Left	Thru	Right	Uturn	Left	Thru	Right	Uturn	Left	Thru	Right	Uturn	Left	Thru	Right	Uturn	Sum	NB	SB	EB	WB	Sum
0	0	0	0	0	0	0	0	0	4	0	0	0	5	0	0	9	8	0	1	0	9

Time	Northbound SE Guilford Dr				Southbound SE Guilford Dr				Eastbound SE Lake Rd				Westbound SE Lake Rd				15 Min Sum	1 HR Sum	
	Left	Thru	Right	Uturn	Left	Thru	Right	Uturn	Left	Thru	Right	Uturn	Left	Thru	Right	Uturn			
07:00:00 AM	0	0	0	0	0	0	0	0	0	20	0	0	0	0	19	0	0		
07:05:00 AM	0	0	0	0	0	0	0	0	0	25	0	0	0	0	20	0	0		
07:10:00 AM	0	0	0	0	0	0	0	0	0	22	0	0	0	0	18	0	0	124	
07:15:00 AM	0	0	0	0	0	0	0	0	0	24	1	0	0	0	21	0	0	131	
07:20:00 AM	1	0	0	0	0	0	0	0	0	34	0	0	0	0	30	0	0	151	
07:25:00 AM	0	0	0	0	0	0	0	0	0	22	1	0	0	0	27	0	0	161	
07:30:00 AM	0	0	1	0	0	0	0	0	0	37	0	0	0	0	23	0	0	176	
07:35:00 AM	0	0	0	0	0	0	0	0	0	39	0	0	0	0	35	0	0	185	
07:40:00 AM	0	0	1	0	0	0	0	0	0	46	0	0	0	0	21	0	0	203	
07:45:00 AM	0	0	1	0	0	0	0	0	0	22	0	0	0	0	29	0	0	194	
07:50:00 AM	0	0	1	0	0	0	0	0	0	35	1	0	0	0	32	0	0	189	
07:55:00 AM	2	0	1	0	0	0	0	0	0	35	0	0	0	0	33	0	0	192	680
08:00:00 AM	0	0	1	0	0	0	0	0	0	20	0	0	0	0	28	0	0	189	690
08:05:00 AM	1	0	1	0	0	0	0	0	0	23	0	0	0	1	20	0	0	166	691
08:10:00 AM	0	0	0	0	0	0	0	0	0	38	0	0	0	0	27	0	0	160	716
08:15:00 AM	1	0	0	0	0	0	0	0	0	28	0	0	0	1	23	0	0	164	723
08:20:00 AM	0	0	0	0	0	0	0	0	0	37	0	0	0	0	29	0	0	184	724
08:25:00 AM	0	0	0	0	0	0	0	0	0	30	0	0	0	0	37	0	0	186	741
08:30:00 AM	1	0	1	0	0	0	0	0	0	38	0	0	0	1	20	0	0	194	741
08:35:00 AM	0	0	1	0	0	0	0	0	0	36	0	0	0	0	26	0	0	191	730
08:40:00 AM	1	0	1	0	0	0	0	0	0	26	0	0	0	1	24	0	0	177	715
08:45:00 AM	0	0	0	0	0	0	0	0	0	22	1	0	0	0	18	0	0	157	704
08:50:00 AM	0	0	1	0	0	0	0	0	0	27	0	0	0	1	36	0	0	159	700
08:55:00 AM	0	0	1	0	0	0	0	0	0	31	0	0	0	1	31	0	0	170	693

Data Provided by K-D-N.com 503-594-4224

N/S street	SE Oatfield Rd
E/W street	SE Lake Rd
City, State	Milwaukie OR
Site Notes	
Location	45.436051 - -122.629102
Start Date	Thursday, December 05, 2019
Start Time	07:00:00 AM
Weather	
Study ID #	
Peak Hour Start	07:30:00 AM
Peak 15 Min Start	07:30:00 AM
PHF (15-Min Int)	0.90



Peak-Hour Volumes (PHV)																							
Northbound				Southbound				Eastbound				Westbound				Entering				Leaving			
Left	Thru	Right	Uturn	Left	Thru	Right	Uturn	Left	Thru	Right	Uturn	Left	Thru	Right	Uturn	NB	SB	EB	WB	NB	SB	EB	WB
88	106	320	0	9	96	20	0	21	89	37	0	207	131	11	0	514	125	147	349	340	138	239	418
Percent Heavy Vehicles																							
5.7%	2.8%	2.5%	0.0%	11.1%	4.2%	0.0%	0.0%	0.0%	3.4%	5.4%	0.0%	3.9%	3.1%	0.0%	0.0%	3.1%	4.0%	3.4%	3.4%	4.1%	2.2%	3.8%	2.9%

PHV - Bicycles												PHV - Pedestrians									
Northbound				Southbound				Eastbound				Westbound				in Crosswalk					
Left	Thru	Right	Uturn	Left	Thru	Right	Uturn	Left	Thru	Right	Uturn	Left	Thru	Right	Uturn	Sum	NB	SB	EB	WB	Sum
0	0	0	0	0	0	0	0	0	3	0	0	0	5	0	0	8	7	3	3	0	13

Time	Northbound SE Oatfield Rd				Southbound SE 34th Ave				Eastbound SE Lake Rd				Westbound SE Lake Rd				15 Min Sum	1 HR Sum	
	Left	Thru	Right	Uturn	Left	Thru	Right	Uturn	Left	Thru	Right	Uturn	Left	Thru	Right	Uturn			
07:00:00 AM	6	8	16	0	0	1	0	0	0	0	3	0	0	11	8	0	0		
07:05:00 AM	4	4	25	0	0	3	0	0	1	5	3	0	11	7	0	0			
07:10:00 AM	2	3	16	0	0	6	0	0	0	5	4	0	13	8	0	0	173		
07:15:00 AM	5	3	19	0	0	5	0	0	1	7	4	0	12	5	1	0	182		
07:20:00 AM	7	8	29	0	0	5	0	0	0	5	1	0	18	12	0	0	204		
07:25:00 AM	8	8	22	0	0	9	1	0	0	5	5	0	17	10	1	0	233		
07:30:00 AM	9	12	28	0	1	8	4	0	0	8	2	0	10	11	3	0	267		
07:35:00 AM	8	13	33	0	0	6	6	0	4	7	2	0	15	16	1	0	293		
07:40:00 AM	8	11	39	0	2	8	1	0	4	5	4	0	17	8	1	0	315		
07:45:00 AM	5	5	17	0	1	8	0	0	4	6	4	0	16	8	1	0	294		
07:50:00 AM	4	7	31	0	2	11	1	0	2	5	4	0	22	12	0	0	284		
07:55:00 AM	7	6	26	0	0	3	1	0	0	9	4	0	27	8	0	0	267	988	
08:00:00 AM	11	8	19	0	0	8	1	0	0	5	1	0	21	11	0	0	277	1020	
08:05:00 AM	6	11	21	0	1	7	0	0	3	6	2	0	11	5	0	0	249	1030	
08:10:00 AM	7	11	28	0	0	8	1	0	0	8	3	0	17	12	0	0	253	1068	
08:15:00 AM	6	8	24	0	1	15	1	0	1	6	3	0	17	12	2	0	264	1102	
08:20:00 AM	9	3	31	0	0	8	3	0	2	10	4	0	12	14	1	0	288	1114	
08:25:00 AM	8	11	23	0	1	6	1	0	1	14	4	0	22	14	2	0	300	1135	
08:30:00 AM	4	8	30	0	1	8	2	0	1	10	4	0	16	9	0	0	297	1132	
08:35:00 AM	4	10	27	0	0	5	0	0	0	7	4	0	20	6	2	0	285	1106	
08:40:00 AM	3	9	20	0	0	8	0	0	1	8	4	0	17	6	0	0	254	1074	
08:45:00 AM	3	6	15	0	1	4	1	0	0	5	1	0	17	3	0	0	217	1055	
08:50:00 AM	3	7	22	0	3	7	0	0	0	8	1	0	24	16	2	0	225	1047	
08:55:00 AM	10	5	44	0	0	12	3	0	0	15	8	0	22	30	4	0	302	1109	

Daily Volume and Speed Surveys

KEY DATA NETWORK

K-D-N.com
Tualatin, OR 97062
503-804-3294

Lake Rd East of 35th Ave
Site Code: 2
Latitude: 0' 0.0000 Undefined
Longitude: 0' 0.0000 Undefined

WB

Start Time	Motorc	Cars & Trailer	2 Axle Long	Buses	2 Axle 6 Tire	3 Axle Single	4 Axle Single	<5 Axl Double	5 Axle Double	>6 Axl Double	<6 Axl Multi	6 Axle Multi	>6 Axl Multi	Not Classe	Total
12/05/19	0	13	1	0	0	0	0	0	0	0	0	0	0	0	14
00:15	0	4	3	0	0	0	0	0	0	0	0	0	0	1	8
00:30	1	3	0	0	0	0	0	0	0	0	0	0	0	0	4
00:45	0	5	1	0	1	0	0	0	0	0	0	0	0	0	7
	1	25	5	0	1	0	0	0	0	0	0	0	0	1	33
01:00	0	3	0	0	1	0	0	0	0	0	0	0	0	0	4
01:15	0	2	0	0	0	0	0	0	0	0	0	0	0	0	2
01:30	0	4	2	0	0	0	0	0	0	0	0	0	0	0	6
01:45	0	3	1	0	0	0	0	0	0	0	0	0	0	0	4
	0	12	3	0	1	0	0	0	0	0	0	0	0	0	16
02:00	0	3	0	0	0	0	0	0	0	0	0	0	0	0	3
02:15	0	1	1	0	0	0	0	0	0	0	0	0	0	1	3
02:30	0	3	1	0	0	0	0	0	0	0	0	0	0	0	4
02:45	0	4	0	0	0	0	0	0	0	0	0	0	0	0	4
	0	11	2	0	0	0	0	0	0	0	0	0	0	1	14
03:00	0	2	1	0	0	0	0	0	0	0	0	0	0	1	4
03:15	0	1	0	0	0	0	0	0	0	0	0	0	0	0	1
03:30	0	5	0	0	0	0	0	0	0	0	0	0	0	1	6
03:45	0	2	1	0	0	1	0	0	0	0	0	0	0	0	4
	0	10	2	0	0	1	0	0	0	0	0	0	0	2	15
04:00	0	3	1	0	0	0	0	0	0	0	0	0	0	0	4
04:15	0	5	0	0	0	0	0	0	0	0	0	0	0	0	5
04:30	0	3	3	0	0	0	0	0	0	0	0	0	0	1	7
04:45	0	5	1	0	1	0	0	0	0	0	0	0	0	0	7
	0	16	5	0	1	0	0	0	0	0	0	0	0	1	23
05:00	0	6	1	0	0	0	0	0	0	0	0	0	0	4	11
05:15	0	7	0	0	0	0	0	0	0	0	0	0	0	0	7
05:30	0	9	5	0	1	0	0	0	0	0	0	0	0	2	17
05:45	0	22	6	0	4	0	0	0	0	0	0	0	0	1	33
	0	44	12	0	5	0	0	0	0	0	0	0	0	7	68
06:00	0	17	5	2	5	0	0	0	0	0	0	0	0	5	34
06:15	0	27	8	1	4	1	0	0	0	0	0	0	0	2	43
06:30	0	33	8	1	6	0	0	0	0	0	0	0	0	6	54
06:45	0	43	15	2	9	0	0	0	0	0	0	0	0	6	75
	0	120	36	6	24	1	0	0	0	0	0	0	0	19	206
07:00	0	38	9	0	4	0	0	0	0	0	0	0	0	3	54
07:15	0	55	10	4	1	0	0	0	0	0	0	0	0	10	80
07:30	0	56	18	1	3	0	0	0	0	0	0	0	0	5	83
07:45	1	67	11	0	3	0	0	0	0	0	0	0	0	6	88
	1	216	48	5	11	0	0	0	0	0	0	0	0	24	305
08:00	0	51	13	1	3	3	0	0	0	0	0	0	0	6	77
08:15	0	61	12	1	4	0	0	2	0	0	0	0	0	10	90
08:30	1	47	9	1	8	2	0	1	0	0	0	0	0	2	71
08:45	0	57	13	0	9	0	0	1	0	0	0	0	0	3	83
	1	216	47	3	24	5	0	4	0	0	0	0	0	21	321
09:00	0	44	8	0	9	0	0	1	0	0	0	0	0	6	68
09:15	1	45	14	0	6	0	0	2	0	0	0	0	0	6	74
09:30	0	45	9	2	5	0	0	0	0	0	0	0	0	3	64
09:45	0	58	13	1	3	0	0	0	0	0	0	0	0	2	77
	1	192	44	3	23	0	0	3	0	0	0	0	0	17	283
10:00	0	33	10	1	4	0	0	0	0	0	0	0	0	4	52
10:15	1	49	13	0	1	0	0	0	0	0	0	0	0	2	66
10:30	0	25	13	0	5	0	0	0	0	0	0	0	0	0	43
10:45	0	48	19	0	2	0	0	0	0	0	0	0	0	5	74
	1	155	55	1	12	0	0	0	0	0	0	0	0	11	235
11:00	0	53	16	1	7	0	0	0	0	0	0	0	0	2	79
11:15	0	46	18	1	8	0	0	1	0	0	0	0	0	2	76
11:30	0	56	18	1	5	0	0	0	1	0	0	0	0	1	82
11:45	1	61	15	0	7	0	0	0	0	0	0	0	0	2	86
	1	216	67	3	27	0	0	1	1	0	0	0	0	7	323
Total	6	1233	326	21	129	7	0	8	1	0	0	0	0	111	1842
Percent	0.3%	66.9%	17.7%	1.1%	7.0%	0.4%	0.0%	0.4%	0.1%	0.0%	0.0%	0.0%	0.0%	6.0%	

KEY DATA NETWORK

K-D-N.com
Tualatin, OR 97062
503-804-3294

Lake Rd East of 35th Ave
Site Code: 2
Latitude: 0' 0.0000 Undefined
Longitude: 0' 0.0000 Undefined

WB

Start Time	Motorc	Cars & Trailer	2 Axle Long	Buses	2 Axle 6 Tire	3 Axle Single	4 Axle Single	<5 Axl Double	5 Axle Double	>6 Axl Double	<6 Axl Multi	6 Axle Multi	>6 Axl Multi	Not Classe	Total
12 PM	0	52	17	2	3	0	0	0	0	0	0	0	0	6	80
12:15	0	58	16	0	4	0	0	0	0	0	0	0	0	6	84
12:30	0	48	15	3	8	0	0	1	0	0	0	0	0	3	78
12:45	0	58	16	0	1	1	0	0	0	0	0	0	0	10	86
	0	216	64	5	16	1	0	1	0	0	0	0	0	25	328
13:00	0	53	7	0	7	0	0	1	0	0	0	0	0	6	74
13:15	0	77	10	0	2	0	0	0	0	0	0	0	0	5	94
13:30	0	51	14	0	4	0	0	0	0	0	0	0	0	1	70
13:45	0	64	14	8	7	0	0	1	0	0	0	0	0	4	98
	0	245	45	8	20	0	0	2	0	0	0	0	0	16	336
14:00	0	65	8	0	3	1	0	0	0	0	0	0	0	2	79
14:15	0	57	7	1	5	0	0	1	0	0	0	0	0	6	77
14:30	0	68	15	1	4	1	0	1	0	0	0	0	0	3	93
14:45	0	76	12	0	6	0	0	1	0	0	0	0	0	4	99
	0	266	42	2	18	2	0	3	0	0	0	0	0	15	348
15:00	0	73	19	1	9	0	0	0	0	0	0	0	0	3	105
15:15	1	76	12	0	3	0	0	1	0	0	0	0	0	2	95
15:30	0	66	16	0	7	0	0	0	0	0	0	0	0	12	101
15:45	0	78	14	1	7	0	0	1	0	0	0	0	0	3	104
	1	293	61	2	26	0	0	2	0	0	0	0	0	20	405
16:00	0	83	15	0	6	2	0	0	0	0	0	0	0	11	117
16:15	1	111	22	4	6	2	0	0	0	0	0	0	0	34	180
16:30	1	97	15	0	13	2	0	0	0	0	0	0	0	9	137
16:45	1	76	25	1	3	0	0	0	0	0	0	0	0	8	114
	3	367	77	5	28	6	0	0	0	0	0	0	0	62	548
17:00	0	84	20	1	5	0	0	0	0	0	0	0	0	9	119
17:15	0	81	24	0	4	0	0	0	0	0	0	0	0	5	114
17:30	0	84	17	0	6	2	0	1	0	0	0	0	0	7	117
17:45	0	63	18	1	4	0	0	0	0	0	0	0	0	8	94
	0	312	79	2	19	2	0	1	0	0	0	0	0	29	444
18:00	0	79	9	1	8	1	0	0	0	0	0	0	0	4	102
18:15	0	77	12	0	6	0	0	0	0	0	0	0	0	3	98
18:30	0	70	8	0	1	1	0	0	0	0	0	0	0	5	85
18:45	0	81	6	0	2	0	0	0	0	0	0	0	0	0	89
	0	307	35	1	17	2	0	0	0	0	0	0	0	12	374
19:00	0	53	6	0	2	1	0	0	0	0	0	0	0	3	65
19:15	0	46	4	1	4	0	0	1	0	0	0	0	0	1	57
19:30	0	55	8	0	3	0	0	0	0	0	0	0	0	3	69
19:45	0	38	6	0	3	1	0	0	0	0	0	0	0	2	50
	0	192	24	1	12	2	0	1	0	0	0	0	0	9	241
20:00	1	57	9	0	2	0	0	0	0	0	0	0	0	3	72
20:15	1	47	5	0	2	0	0	1	0	0	0	0	0	1	57
20:30	0	49	6	0	1	0	0	0	0	0	0	0	0	1	57
20:45	0	34	5	0	1	0	0	0	0	0	0	0	0	0	40
	2	187	25	0	6	0	0	1	0	0	0	0	0	5	226
21:00	0	43	1	0	3	0	0	0	0	0	0	0	0	0	47
21:15	0	34	4	0	0	0	0	0	0	0	0	0	0	0	38
21:30	0	26	6	0	0	0	0	0	0	0	0	0	0	0	32
21:45	1	28	4	0	0	0	0	0	0	0	0	0	0	0	33
	1	131	15	0	3	0	0	0	0	0	0	0	0	0	150
22:00	0	15	4	0	0	0	0	0	0	0	0	0	0	1	20
22:15	0	20	0	0	1	0	0	0	0	0	0	0	0	0	21
22:30	0	21	2	0	1	0	0	0	0	0	0	0	0	1	25
22:45	0	13	1	0	1	0	0	0	0	0	0	0	0	0	15
	0	69	7	0	3	0	0	0	0	0	0	0	0	2	81
23:00	0	9	2	0	0	0	0	0	0	0	0	0	0	2	13
23:15	1	11	2	0	0	0	0	0	0	0	0	0	0	1	15
23:30	0	9	0	0	0	0	0	0	0	0	0	0	0	0	9
23:45	0	11	2	0	0	0	0	0	0	0	0	0	0	0	13
	1	40	6	0	0	0	0	0	0	0	0	0	0	3	50
Total	8	2625	480	26	168	15	0	11	0	0	0	0	0	198	3531
Percent	0.2%	74.3%	13.6%	0.7%	4.8%	0.4%	0.0%	0.3%	0.0%	0.0%	0.0%	0.0%	0.0%	5.6%	
Grand Total	14	3858	806	47	297	22	0	19	1	0	0	0	0	309	5373
Percent	0.3%	71.8%	15.0%	0.9%	5.5%	0.4%	0.0%	0.4%	0.0%	0.0%	0.0%	0.0%	0.0%	5.8%	

KEY DATA NETWORK

K-D-N.com
Tualatin, OR 97062
503-804-3294

Lake Rd East of 35th Ave
Site Code: 2
Latitude: 0' 0.0000 Undefined
Longitude: 0' 0.0000 Undefined

EB

Start Time	Motorc	Cars & Trailer	2 Axle Long	Buses	2 Axle 6 Tire	3 Axle Single	4 Axle Single	<5 Axl Double	5 Axle Double	>6 Axl Double	<6 Axl Multi	6 Axle Multi	>6 Axl Multi	Not Classe	Total
12/05/19	0	4	0	0	0	0	0	0	0	0	0	0	0	0	4
00:15	1	5	1	0	1	0	0	0	0	0	0	0	0	1	9
00:30	0	3	0	0	0	0	0	0	0	0	0	0	0	0	3
00:45	0	2	1	0	0	0	0	0	0	0	0	0	0	0	3
	1	14	2	0	1	0	0	0	0	0	0	0	0	1	19
01:00	0	0	0	0	0	0	0	0	0	0	0	0	0	0	0
01:15	0	3	1	0	0	0	0	0	0	0	0	0	0	0	4
01:30	0	1	2	0	0	0	0	0	0	0	0	0	0	0	3
01:45	0	4	1	0	0	0	0	0	0	0	0	0	0	1	6
	0	8	4	0	0	0	0	0	0	0	0	0	0	1	13
02:00	0	3	1	0	1	0	0	0	0	0	0	0	0	0	5
02:15	0	4	0	0	0	0	0	0	0	0	0	0	0	1	5
02:30	0	0	4	0	0	0	0	0	0	0	0	0	0	0	4
02:45	0	1	1	0	2	0	0	0	0	0	0	0	0	0	4
	0	8	6	0	3	0	0	0	0	0	0	0	0	1	18
03:00	0	4	0	0	0	0	0	0	0	0	0	0	0	0	4
03:15	0	2	1	0	0	0	0	0	0	0	0	0	0	0	3
03:30	0	4	2	0	0	0	0	0	0	0	0	0	0	0	6
03:45	0	4	0	0	0	0	0	0	0	0	0	0	0	0	4
	0	14	3	0	0	0	0	0	0	0	0	0	0	0	17
04:00	0	2	0	0	0	0	0	0	0	0	0	0	0	1	3
04:15	0	8	0	0	0	0	0	0	0	0	0	0	0	0	8
04:30	0	6	3	0	1	0	0	0	0	0	0	0	0	1	11
04:45	0	5	3	0	0	0	0	0	0	0	0	0	0	1	9
	0	21	6	0	1	0	0	0	0	0	0	0	0	3	31
05:00	0	19	3	0	1	0	0	0	0	0	0	0	0	0	23
05:15	0	15	5	0	2	0	0	1	0	0	0	0	0	0	23
05:30	0	20	8	0	1	0	0	0	0	0	0	0	0	1	30
05:45	0	28	8	0	3	0	0	0	0	0	0	0	0	2	41
	0	82	24	0	7	0	0	1	0	0	0	0	0	3	117
06:00	0	26	6	0	4	0	0	0	0	0	0	0	0	4	40
06:15	0	22	7	0	4	0	0	0	0	0	0	0	0	3	36
06:30	0	35	4	0	4	0	0	2	0	0	0	0	0	3	48
06:45	0	37	12	0	9	0	0	1	0	0	0	0	0	5	64
	0	120	29	0	21	0	0	3	0	0	0	0	0	15	188
07:00	0	46	11	0	4	0	0	1	0	0	0	0	0	6	68
07:15	0	56	12	2	6	0	0	0	0	0	0	0	0	10	86
07:30	0	80	18	2	12	0	0	0	0	0	0	0	0	11	123
07:45	0	75	5	1	4	0	0	0	0	0	0	0	0	7	92
	0	257	46	5	26	0	0	1	0	0	0	0	0	34	369
08:00	0	65	8	0	5	0	0	0	0	0	0	0	0	9	87
08:15	0	62	12	0	6	1	0	1	0	0	0	0	0	18	100
08:30	0	66	17	0	7	0	0	1	0	0	0	0	0	7	98
08:45	1	49	11	1	9	0	0	1	0	0	0	0	0	11	83
	1	242	48	1	27	1	0	3	0	0	0	0	0	45	368
09:00	1	65	21	1	3	1	0	0	0	0	0	0	0	9	101
09:15	0	50	10	1	5	0	0	0	0	0	0	0	0	8	74
09:30	0	46	15	0	5	0	0	0	0	0	0	0	0	6	72
09:45	0	48	14	1	7	1	0	0	0	0	0	0	0	4	75
	1	209	60	3	20	2	0	0	0	0	0	0	0	27	322
10:00	0	44	15	1	4	0	0	0	0	0	0	0	0	7	71
10:15	0	46	15	1	7	0	0	1	0	0	0	0	0	5	75
10:30	0	59	14	0	7	0	0	1	0	0	0	0	0	4	85
10:45	0	53	17	0	5	0	0	0	0	0	0	0	0	8	83
	0	202	61	2	23	0	0	2	0	0	0	0	0	24	314
11:00	0	61	13	0	6	1	0	0	0	0	0	0	0	3	84
11:15	0	67	20	1	4	0	0	1	0	0	0	0	0	7	100
11:30	0	69	13	0	2	0	0	0	0	0	0	0	0	2	86
11:45	1	66	25	0	5	0	0	0	0	0	0	0	0	7	104
	1	263	71	1	17	1	0	1	0	0	0	0	0	19	374
Total	4	1440	360	12	146	4	0	11	0	0	0	0	0	173	2150
Percent	0.2%	67.0%	16.7%	0.6%	6.8%	0.2%	0.0%	0.5%	0.0%	0.0%	0.0%	0.0%	0.0%	8.0%	

KEY DATA NETWORK

K-D-N.com
Tualatin, OR 97062
503-804-3294

Lake Rd East of 35th Ave
Site Code: 2
Latitude: 0' 0.0000 Undefined
Longitude: 0' 0.0000 Undefined

EB

Start Time	Motorc	Cars & Trailer	2 Axle Long	Buses	2 Axle 6 Tire	3 Axle Single	4 Axle Single	<5 Axl Double	5 Axle Double	>6 Axl Double	<6 Axl Multi	6 Axle Multi	>6 Axl Multi	Not Classe	Total
12 PM	0	79	9	0	5	0	0	1	0	0	0	0	0	9	103
12:15	1	65	19	0	6	1	0	1	0	0	0	0	0	5	98
12:30	0	64	18	0	7	0	0	0	0	0	0	0	0	7	96
12:45	0	82	17	1	8	0	0	0	1	0	0	0	0	8	117
	1	290	63	1	26	1	0	2	1	0	0	0	0	29	414
13:00	0	65	11	0	4	0	0	0	0	0	0	0	0	9	89
13:15	1	64	13	0	4	0	0	0	0	0	0	0	0	5	87
13:30	0	62	17	0	5	0	0	3	0	0	0	0	0	3	90
13:45	0	60	14	0	9	0	0	2	0	0	0	0	0	9	94
	1	251	55	0	22	0	0	5	0	0	0	0	0	26	360
14:00	0	67	24	4	11	0	0	0	0	0	0	0	0	7	113
14:15	0	62	12	1	5	2	0	0	0	0	0	0	0	8	90
14:30	0	57	20	0	2	1	0	1	0	0	0	0	0	4	85
14:45	0	72	15	0	9	0	0	2	0	0	0	0	0	5	103
	0	258	71	5	27	3	0	3	0	0	0	0	0	24	391
15:00	0	61	29	0	9	0	0	0	0	0	0	0	0	6	105
15:15	0	67	26	2	13	1	0	2	0	0	0	0	0	5	116
15:30	0	91	20	3	8	2	0	2	0	0	0	0	0	6	132
15:45	0	63	16	1	8	0	0	0	0	0	0	0	0	8	96
	0	282	91	6	38	3	0	4	0	0	0	0	0	25	449
16:00	2	79	17	0	4	1	0	1	0	0	0	0	0	10	114
16:15	1	60	11	0	6	2	0	0	0	0	0	0	0	17	97
16:30	1	57	13	0	5	1	0	0	0	0	0	0	0	14	91
16:45	0	57	17	1	5	0	0	0	0	0	0	0	0	9	89
	4	253	58	1	20	4	0	1	0	0	0	0	0	50	391
17:00	1	71	21	0	3	0	0	0	0	0	0	0	0	6	102
17:15	0	64	15	0	4	0	0	0	0	0	0	0	0	9	92
17:30	0	71	13	0	2	0	0	0	0	0	0	0	0	14	100
17:45	1	79	29	0	4	0	0	0	0	0	0	0	0	10	123
	2	285	78	0	13	0	0	0	0	0	0	0	0	39	417
18:00	0	57	18	1	5	0	0	1	0	0	0	0	0	5	87
18:15	0	75	14	0	1	0	0	0	0	0	0	0	0	4	94
18:30	0	67	8	0	5	0	0	0	0	0	0	0	0	8	88
18:45	0	70	12	1	5	0	0	0	0	0	0	0	0	11	99
	0	269	52	2	16	0	0	1	0	0	0	0	0	28	368
19:00	0	41	9	0	2	0	0	0	0	0	0	0	0	2	54
19:15	0	50	6	0	0	0	0	0	0	0	0	0	0	4	60
19:30	0	42	7	1	0	0	0	0	0	0	0	0	0	4	54
19:45	0	47	5	0	0	0	0	0	0	0	0	0	0	3	55
	0	180	27	1	2	0	0	0	0	0	0	0	0	13	223
20:00	0	44	5	0	0	0	0	0	0	0	0	0	0	2	51
20:15	0	41	9	0	0	0	0	0	0	0	0	0	0	4	54
20:30	0	40	5	0	2	0	0	0	0	0	0	0	0	4	51
20:45	0	28	9	0	1	0	0	0	0	0	0	0	0	0	38
	0	153	28	0	3	0	0	0	0	0	0	0	0	10	194
21:00	0	34	4	0	2	0	0	0	0	0	0	0	0	3	43
21:15	0	21	0	0	0	0	0	0	0	0	0	0	0	0	21
21:30	0	27	5	0	0	0	0	0	0	0	0	0	0	0	32
21:45	0	16	3	0	1	0	0	0	0	0	0	0	0	0	20
	0	98	12	0	3	0	0	0	0	0	0	0	0	3	116
22:00	0	16	2	0	0	0	0	0	0	0	0	0	0	1	19
22:15	1	8	4	0	1	0	0	0	0	0	0	0	0	0	14
22:30	0	11	2	0	2	0	0	0	0	0	0	0	0	1	16
22:45	0	17	7	0	0	0	0	0	0	0	0	0	0	0	24
	1	52	15	0	3	0	0	0	0	0	0	0	0	2	73
23:00	0	15	3	0	0	0	0	0	0	0	0	0	0	2	20
23:15	0	11	1	0	0	0	0	0	0	0	0	0	0	2	14
23:30	0	6	1	0	0	0	0	0	0	0	0	0	0	0	7
23:45	0	5	1	0	0	0	0	0	0	0	0	0	0	0	6
	0	37	6	0	0	0	0	0	0	0	0	0	0	4	47
Total	9	2408	556	16	173	11	0	16	1	0	0	0	0	253	3443
Percent	0.3%	69.9%	16.1%	0.5%	5.0%	0.3%	0.0%	0.5%	0.0%	0.0%	0.0%	0.0%	0.0%	7.3%	
Grand Total	13	3848	916	28	319	15	0	27	1	0	0	0	0	426	5593
Percent	0.2%	68.8%	16.4%	0.5%	5.7%	0.3%	0.0%	0.5%	0.0%	0.0%	0.0%	0.0%	0.0%	7.6%	

KEY DATA NETWORK

K-D-N.com
Tualatin, OR 97062
503-804-3294

Lake Rd East of 35th Ave
Site Code: 2
Latitude: 0' 0.0000 Undefined
Longitude: 0' 0.0000 Undefined

WB, EB

Start Time	Motorc	Cars & Trailer	2 Axle Long	Buses	2 Axle 6 Tire	3 Axle Single	4 Axle Single	<5 Axl Double	5 Axle Double	>6 Axl Double	<6 Axl Multi	6 Axle Multi	>6 Axl Multi	Not Classe	Total
12/05/19	0	17	1	0	0	0	0	0	0	0	0	0	0	0	18
00:15	1	9	4	0	1	0	0	0	0	0	0	0	0	2	17
00:30	1	6	0	0	0	0	0	0	0	0	0	0	0	0	7
00:45	0	7	2	0	1	0	0	0	0	0	0	0	0	0	10
	2	39	7	0	2	0	0	0	0	0	0	0	0	2	52
01:00	0	3	0	0	1	0	0	0	0	0	0	0	0	0	4
01:15	0	5	1	0	0	0	0	0	0	0	0	0	0	0	6
01:30	0	5	4	0	0	0	0	0	0	0	0	0	0	0	9
01:45	0	7	2	0	0	0	0	0	0	0	0	0	0	1	10
	0	20	7	0	1	0	0	0	0	0	0	0	0	1	29
02:00	0	6	1	0	1	0	0	0	0	0	0	0	0	0	8
02:15	0	5	1	0	0	0	0	0	0	0	0	0	0	2	8
02:30	0	3	5	0	0	0	0	0	0	0	0	0	0	0	8
02:45	0	5	1	0	2	0	0	0	0	0	0	0	0	0	8
	0	19	8	0	3	0	0	0	0	0	0	0	0	2	32
03:00	0	6	1	0	0	0	0	0	0	0	0	0	0	1	8
03:15	0	3	1	0	0	0	0	0	0	0	0	0	0	0	4
03:30	0	9	2	0	0	0	0	0	0	0	0	0	0	1	12
03:45	0	6	1	0	0	1	0	0	0	0	0	0	0	0	8
	0	24	5	0	0	1	0	0	0	0	0	0	0	2	32
04:00	0	5	1	0	0	0	0	0	0	0	0	0	0	1	7
04:15	0	13	0	0	0	0	0	0	0	0	0	0	0	0	13
04:30	0	9	6	0	1	0	0	0	0	0	0	0	0	2	18
04:45	0	10	4	0	1	0	0	0	0	0	0	0	0	1	16
	0	37	11	0	2	0	0	0	0	0	0	0	0	4	54
05:00	0	25	4	0	1	0	0	0	0	0	0	0	0	4	34
05:15	0	22	5	0	2	0	0	1	0	0	0	0	0	0	30
05:30	0	29	13	0	2	0	0	0	0	0	0	0	0	3	47
05:45	0	50	14	0	7	0	0	0	0	0	0	0	0	3	74
	0	126	36	0	12	0	0	1	0	0	0	0	0	10	185
06:00	0	43	11	2	9	0	0	0	0	0	0	0	0	9	74
06:15	0	49	15	1	8	1	0	0	0	0	0	0	0	5	79
06:30	0	68	12	1	10	0	0	2	0	0	0	0	0	9	102
06:45	0	80	27	2	18	0	0	1	0	0	0	0	0	11	139
	0	240	65	6	45	1	0	3	0	0	0	0	0	34	394
07:00	0	84	20	0	8	0	0	1	0	0	0	0	0	9	122
07:15	0	111	22	6	7	0	0	0	0	0	0	0	0	20	166
07:30	0	136	36	3	15	0	0	0	0	0	0	0	0	16	206
07:45	1	142	16	1	7	0	0	0	0	0	0	0	0	13	180
	1	473	94	10	37	0	0	1	0	0	0	0	0	58	674
08:00	0	116	21	1	8	3	0	0	0	0	0	0	0	15	164
08:15	0	123	24	1	10	1	0	3	0	0	0	0	0	28	190
08:30	1	113	26	1	15	2	0	2	0	0	0	0	0	9	169
08:45	1	106	24	1	18	0	0	2	0	0	0	0	0	14	166
	2	458	95	4	51	6	0	7	0	0	0	0	0	66	689
09:00	1	109	29	1	12	1	0	1	0	0	0	0	0	15	169
09:15	1	95	24	1	11	0	0	2	0	0	0	0	0	14	148
09:30	0	91	24	2	10	0	0	0	0	0	0	0	0	9	136
09:45	0	106	27	2	10	1	0	0	0	0	0	0	0	6	152
	2	401	104	6	43	2	0	3	0	0	0	0	0	44	605
10:00	0	77	25	2	8	0	0	0	0	0	0	0	0	11	123
10:15	1	95	28	1	8	0	0	1	0	0	0	0	0	7	141
10:30	0	84	27	0	12	0	0	1	0	0	0	0	0	4	128
10:45	0	101	36	0	7	0	0	0	0	0	0	0	0	13	157
	1	357	116	3	35	0	0	2	0	0	0	0	0	35	549
11:00	0	114	29	1	13	1	0	0	0	0	0	0	0	5	163
11:15	0	113	38	2	12	0	0	2	0	0	0	0	0	9	176
11:30	0	125	31	1	7	0	0	0	1	0	0	0	0	3	168
11:45	2	127	40	0	12	0	0	0	0	0	0	0	0	9	190
	2	479	138	4	44	1	0	2	1	0	0	0	0	26	697
Total	10	2673	686	33	275	11	0	19	1	0	0	0	0	284	3992
Percent	0.3%	67.0%	17.2%	0.8%	6.9%	0.3%	0.0%	0.5%	0.0%	0.0%	0.0%	0.0%	0.0%	7.1%	

KEY DATA NETWORK

K-D-N.com
Tualatin, OR 97062
503-804-3294

Lake Rd East of 35th Ave
Site Code: 2
Latitude: 0' 0.0000 Undefined
Longitude: 0' 0.0000 Undefined

WB, EB

Start Time	Motorc	Cars & Trailer	2 Axle Long	Buses	2 Axle 6 Tire	3 Axle Single	4 Axle Single	<5 Axl Double	5 Axle Double	>6 Axl Double	<6 Axl Multi	6 Axle Multi	>6 Axl Multi	Not Classe	Total
12 PM	0	131	26	2	8	0	0	1	0	0	0	0	0	15	183
12:15	1	123	35	0	10	1	0	1	0	0	0	0	0	11	182
12:30	0	112	33	3	15	0	0	1	0	0	0	0	0	10	174
12:45	0	140	33	1	9	1	0	0	1	0	0	0	0	18	203
	1	506	127	6	42	2	0	3	1	0	0	0	0	54	742
13:00	0	118	18	0	11	0	0	1	0	0	0	0	0	15	163
13:15	1	141	23	0	6	0	0	0	0	0	0	0	0	10	181
13:30	0	113	31	0	9	0	0	3	0	0	0	0	0	4	160
13:45	0	124	28	8	16	0	0	3	0	0	0	0	0	13	192
	1	496	100	8	42	0	0	7	0	0	0	0	0	42	696
14:00	0	132	32	4	14	1	0	0	0	0	0	0	0	9	192
14:15	0	119	19	2	10	2	0	1	0	0	0	0	0	14	167
14:30	0	125	35	1	6	2	0	2	0	0	0	0	0	7	178
14:45	0	148	27	0	15	0	0	3	0	0	0	0	0	9	202
	0	524	113	7	45	5	0	6	0	0	0	0	0	39	739
15:00	0	134	48	1	18	0	0	0	0	0	0	0	0	9	210
15:15	1	143	38	2	16	1	0	3	0	0	0	0	0	7	211
15:30	0	157	36	3	15	2	0	2	0	0	0	0	0	18	233
15:45	0	141	30	2	15	0	0	1	0	0	0	0	0	11	200
	1	575	152	8	64	3	0	6	0	0	0	0	0	45	854
16:00	2	162	32	0	10	3	0	1	0	0	0	0	0	21	231
16:15	2	171	33	4	12	4	0	0	0	0	0	0	0	51	277
16:30	2	154	28	0	18	3	0	0	0	0	0	0	0	23	228
16:45	1	133	42	2	8	0	0	0	0	0	0	0	0	17	203
	7	620	135	6	48	10	0	1	0	0	0	0	0	112	939
17:00	1	155	41	1	8	0	0	0	0	0	0	0	0	15	221
17:15	0	145	39	0	8	0	0	0	0	0	0	0	0	14	206
17:30	0	155	30	0	8	2	0	1	0	0	0	0	0	21	217
17:45	1	142	47	1	8	0	0	0	0	0	0	0	0	18	217
	2	597	157	2	32	2	0	1	0	0	0	0	0	68	861
18:00	0	136	27	2	13	1	0	1	0	0	0	0	0	9	189
18:15	0	152	26	0	7	0	0	0	0	0	0	0	0	7	192
18:30	0	137	16	0	6	1	0	0	0	0	0	0	0	13	173
18:45	0	151	18	1	7	0	0	0	0	0	0	0	0	11	188
	0	576	87	3	33	2	0	1	0	0	0	0	0	40	742
19:00	0	94	15	0	4	1	0	0	0	0	0	0	0	5	119
19:15	0	96	10	1	4	0	0	1	0	0	0	0	0	5	117
19:30	0	97	15	1	3	0	0	0	0	0	0	0	0	7	123
19:45	0	85	11	0	3	1	0	0	0	0	0	0	0	5	105
	0	372	51	2	14	2	0	1	0	0	0	0	0	22	464
20:00	1	101	14	0	2	0	0	0	0	0	0	0	0	5	123
20:15	1	88	14	0	2	0	0	1	0	0	0	0	0	5	111
20:30	0	89	11	0	3	0	0	0	0	0	0	0	0	5	108
20:45	0	62	14	0	2	0	0	0	0	0	0	0	0	0	78
	2	340	53	0	9	0	0	1	0	0	0	0	0	15	420
21:00	0	77	5	0	5	0	0	0	0	0	0	0	0	3	90
21:15	0	55	4	0	0	0	0	0	0	0	0	0	0	0	59
21:30	0	53	11	0	0	0	0	0	0	0	0	0	0	0	64
21:45	1	44	7	0	1	0	0	0	0	0	0	0	0	0	53
	1	229	27	0	6	0	0	0	0	0	0	0	0	3	266
22:00	0	31	6	0	0	0	0	0	0	0	0	0	0	2	39
22:15	1	28	4	0	2	0	0	0	0	0	0	0	0	0	35
22:30	0	32	4	0	3	0	0	0	0	0	0	0	0	2	41
22:45	0	30	8	0	1	0	0	0	0	0	0	0	0	0	39
	1	121	22	0	6	0	0	0	0	0	0	0	0	4	154
23:00	0	24	5	0	0	0	0	0	0	0	0	0	0	4	33
23:15	1	22	3	0	0	0	0	0	0	0	0	0	0	3	29
23:30	0	15	1	0	0	0	0	0	0	0	0	0	0	0	16
23:45	0	16	3	0	0	0	0	0	0	0	0	0	0	0	19
	1	77	12	0	0	0	0	0	0	0	0	0	0	7	97
Total	17	5033	1036	42	341	26	0	27	1	0	0	0	0	451	6974
Percent	0.2%	72.2%	14.9%	0.6%	4.9%	0.4%	0.0%	0.4%	0.0%	0.0%	0.0%	0.0%	0.0%	6.5%	
Grand Total	27	7706	1722	75	616	37	0	46	2	0	0	0	0	735	10966
Percent	0.2%	70.3%	15.7%	0.7%	5.6%	0.3%	0.0%	0.4%	0.0%	0.0%	0.0%	0.0%	0.0%	6.7%	

KEY DATA NETWORK

K-D-N.com
Tualatin, OR 97062
503-804-3294

Lake Rd East of 35th Ave
Site Code: 2
Latitude: 0' 0.0000 Undefined
Longitude: 0' 0.0000 Undefined

WB	Start Time	15	20	25	30	35	40	45	50	55	60	65	70	75	999	Total
	12/05/19	0	0	0	2	6	6	0	0	0	0	0	0	0	0	14
	00:15	1	0	0	1	4	1	1	0	0	0	0	0	0	0	8
	00:30	0	0	0	3	0	1	0	0	0	0	0	0	0	0	4
	00:45	0	0	2	0	2	2	1	0	0	0	0	0	0	0	7
	01:00	1	0	2	6	12	10	2	0	0	0	0	0	0	0	33
	01:15	0	0	0	0	1	1	2	0	0	0	0	0	0	0	4
	01:30	0	0	0	1	0	1	0	0	0	0	0	0	0	0	2
	01:45	0	0	0	1	2	3	0	0	0	0	0	0	0	0	6
	02:00	0	0	0	2	0	2	0	0	0	0	0	0	0	0	4
	02:15	0	0	0	4	3	7	2	0	0	0	0	0	0	0	16
	02:30	0	0	0	1	2	0	0	0	0	0	0	0	0	0	3
	02:45	1	0	0	1	0	1	0	0	0	0	0	0	0	0	3
	03:00	0	0	0	1	1	1	0	1	0	0	0	0	0	0	4
	03:15	0	0	0	2	2	0	0	0	0	0	0	0	0	0	4
	03:30	1	0	0	5	5	2	0	1	0	0	0	0	0	0	14
	03:45	1	0	0	3	0	0	0	0	0	0	0	0	0	0	4
	04:00	0	0	0	0	0	1	0	0	0	0	0	0	0	0	1
	04:15	1	0	0	2	2	0	1	0	0	0	0	0	0	0	6
	04:30	0	0	0	0	3	1	0	0	0	0	0	0	0	0	4
	04:45	2	0	0	5	5	2	1	0	0	0	0	0	0	0	15
	05:00	0	0	0	0	1	3	0	0	0	0	0	0	0	0	4
	05:15	0	0	0	2	3	0	0	0	0	0	0	0	0	0	5
	05:30	1	0	0	5	1	0	0	0	0	0	0	0	0	0	7
	05:45	0	0	0	3	3	1	0	0	0	0	0	0	0	0	7
	06:00	1	0	0	8	7	7	0	0	0	0	0	0	0	0	23
	06:15	4	0	0	1	5	0	1	0	0	0	0	0	0	0	11
	06:30	0	0	0	0	4	1	2	0	0	0	0	0	0	0	7
	06:45	2	0	1	2	7	4	1	0	0	0	0	0	0	0	17
	07:00	1	0	2	1	16	11	2	0	0	0	0	0	0	0	33
	07:15	7	0	3	4	32	16	6	0	0	0	0	0	0	0	68
	07:30	5	0	1	11	15	2	0	0	0	0	0	0	0	0	34
	07:45	2	1	1	7	22	8	2	0	0	0	0	0	0	0	43
	08:00	6	2	4	10	25	7	0	0	0	0	0	0	0	0	54
	08:15	6	0	3	25	35	5	1	0	0	0	0	0	0	0	75
	08:30	19	3	9	53	97	22	3	0	0	0	0	0	0	0	206
	08:45	3	0	0	17	29	5	0	0	0	0	0	0	0	0	54
	09:00	10	0	2	20	39	8	1	0	0	0	0	0	0	0	80
	09:15	5	1	2	41	26	8	0	0	0	0	0	0	0	0	83
	09:30	6	1	6	42	28	5	0	0	0	0	0	0	0	0	88
	09:45	24	2	10	120	122	26	1	0	0	0	0	0	0	0	305
	10:00	6	1	6	28	33	3	0	0	0	0	0	0	0	0	77
	10:15	10	0	5	43	27	4	1	0	0	0	0	0	0	0	90
	10:30	2	0	13	26	25	5	0	0	0	0	0	0	0	0	71
	10:45	3	0	4	31	37	7	1	0	0	0	0	0	0	0	83
	11:00	21	1	28	128	122	19	2	0	0	0	0	0	0	0	321
	11:15	5	2	27	25	9	0	0	0	0	0	0	0	0	0	68
	11:30	6	1	21	36	10	0	0	0	0	0	0	0	0	0	74
	11:45	3	0	14	31	16	0	0	0	0	0	0	0	0	0	64
	12:00	2	0	6	26	30	9	3	1	0	0	0	0	0	0	77
	12:15	16	3	68	118	65	9	3	1	0	0	0	0	0	0	283
	12:30	4	1	2	12	30	3	0	0	0	0	0	0	0	0	52
	12:45	2	0	0	18	33	10	2	0	0	0	0	0	0	0	65
	13:00	0	0	1	25	16	1	0	0	0	0	0	0	0	0	43
	13:15	5	0	2	18	36	12	1	0	0	0	0	0	0	0	74
	13:30	11	1	5	73	115	26	3	0	0	0	0	0	0	0	234
	13:45	2	2	2	24	42	6	1	0	0	0	0	0	0	0	79
	14:00	2	0	7	38	23	6	0	0	0	0	0	0	0	0	76
	14:15	1	0	1	11	60	9	0	0	0	0	0	0	0	0	82
	14:30	2	1	0	32	45	5	1	0	0	0	0	0	0	0	86
	14:45	7	3	10	105	170	26	2	0	0	0	0	0	0	0	323
	Total	110	13	135	629	755	172	25	2	0	0	0	0	0	0	1841

KEY DATA NETWORK

K-D-N.com
Tualatin, OR 97062
503-804-3294

Lake Rd East of 35th Ave
Site Code: 2
Latitude: 0' 0.0000 Undefined
Longitude: 0' 0.0000 Undefined

WB	Start Time	15	16 20	21 25	26 30	31 35	36 40	41 45	46 50	51 55	56 60	61 65	66 70	71 75	76 999	Total
	12 PM	6	0	1	36	28	9	0	0	0	0	0	0	0	0	80
	12:15	6	0	3	37	32	5	1	0	0	0	0	0	0	0	84
	12:30	3	0	5	27	37	6	0	0	0	0	0	0	0	0	78
	12:45	10	1	5	28	30	11	1	0	0	0	0	0	0	0	86
		25	1	14	128	127	31	2	0	0	0	0	0	0	0	328
	13:00	6	0	0	27	36	4	1	0	0	0	0	0	0	0	74
	13:15	5	0	7	26	49	7	0	0	0	0	0	0	0	0	94
	13:30	1	0	2	34	28	4	1	0	0	0	0	0	0	0	70
	13:45	4	0	7	36	44	7	0	0	0	0	0	0	0	0	98
		16	0	16	123	157	22	2	0	0	0	0	0	0	0	336
	14:00	2	0	1	24	41	8	2	1	0	0	0	0	0	0	79
	14:15	6	0	9	22	32	7	0	1	0	0	0	0	0	0	77
	14:30	3	0	8	42	32	7	1	0	0	0	0	0	0	0	93
	14:45	4	0	5	34	48	8	0	0	0	0	0	0	0	0	99
		15	0	23	122	153	30	3	2	0	0	0	0	0	0	348
	15:00	3	0	9	42	41	9	0	1	0	0	0	0	0	0	105
	15:15	2	0	12	42	29	10	0	0	0	0	0	0	0	0	95
	15:30	11	0	15	38	34	3	0	0	0	0	0	0	0	0	101
	15:45	3	0	20	42	33	6	0	0	0	0	0	0	0	0	104
		19	0	56	164	137	28	0	1	0	0	0	0	0	0	405
	16:00	11	4	30	57	13	2	0	0	0	0	0	0	0	0	117
	16:15	47	26	55	40	12	0	0	0	0	0	0	0	0	0	180
	16:30	11	3	17	57	41	7	0	0	0	0	0	0	0	0	136
	16:45	7	0	12	60	31	3	1	0	0	0	0	0	0	0	114
		76	33	114	214	97	12	1	0	0	0	0	0	0	0	547
	17:00	13	3	12	45	38	8	0	0	0	0	0	0	0	0	119
	17:15	6	4	8	58	34	2	2	0	0	0	0	0	0	0	114
	17:30	7	2	14	57	34	3	0	0	0	0	0	0	0	0	117
	17:45	8	0	2	48	31	5	0	0	0	0	0	0	0	0	94
		34	9	36	208	137	18	2	0	0	0	0	0	0	0	444
	18:00	4	2	7	43	42	3	1	0	0	0	0	0	0	0	102
	18:15	3	0	5	31	49	8	2	0	0	0	0	0	0	0	98
	18:30	5	0	5	25	40	10	0	0	0	0	0	0	0	0	85
	18:45	0	0	8	36	37	6	2	0	0	0	0	0	0	0	89
		12	2	25	135	168	27	5	0	0	0	0	0	0	0	374
	19:00	3	1	0	23	35	3	0	0	0	0	0	0	0	0	65
	19:15	1	0	1	13	34	7	1	0	0	0	0	0	0	0	57
	19:30	3	0	2	20	38	5	1	0	0	0	0	0	0	0	69
	19:45	2	0	3	16	26	3	0	0	0	0	0	0	0	0	50
		9	1	6	72	133	18	2	0	0	0	0	0	0	0	241
	20:00	3	0	8	26	29	5	1	0	0	0	0	0	0	0	72
	20:15	1	0	7	17	25	6	0	0	0	0	0	0	0	0	56
	20:30	1	0	6	22	23	5	0	0	0	0	0	0	0	0	57
	20:45	0	0	1	11	18	9	1	0	0	0	0	0	0	0	40
		5	0	22	76	95	25	2	0	0	0	0	0	0	0	225
	21:00	0	0	1	11	29	5	1	0	0	0	0	0	0	0	47
	21:15	0	1	0	9	22	6	0	0	0	0	0	0	0	0	38
	21:30	0	1	1	7	15	6	2	0	0	0	0	0	0	0	32
	21:45	0	0	1	12	12	7	1	0	0	0	0	0	0	0	33
		0	2	3	39	78	24	4	0	0	0	0	0	0	0	150
	22:00	1	0	1	2	13	3	0	0	0	0	0	0	0	0	20
	22:15	0	0	0	3	14	3	1	0	0	0	0	0	0	0	21
	22:30	1	0	0	4	16	3	1	0	0	0	0	0	0	0	25
	22:45	0	0	1	6	6	1	1	0	0	0	0	0	0	0	15
		2	0	2	15	49	10	3	0	0	0	0	0	0	0	81
	23:00	2	0	1	2	6	2	0	0	0	0	0	0	0	0	13
	23:15	1	0	0	4	6	2	1	1	0	0	0	0	0	0	15
	23:30	0	0	0	2	3	4	0	0	0	0	0	0	0	0	9
	23:45	0	0	1	2	7	3	0	0	0	0	0	0	0	0	13
		3	0	2	10	22	11	1	1	0	0	0	0	0	0	50
	Total	216	48	319	1306	1353	256	27	4	0	0	0	0	0	0	3529
	Grand Total	326	61	454	1935	2108	428	52	6	0	0	0	0	0	0	5370

15th Percentile : 24 MPH
 50th Percentile : 29 MPH
 85th Percentile : 34 MPH
 95th Percentile : 37 MPH

Stats
 Mean Speed(Average) : 29 MPH
 10 MPH Pace Speed : 26-35 MPH
 Number in Pace : 4043
 Percent in Pace : 75.3%
 Number of Vehicles > 30 MPH : 2594
 Percent of Vehicles > 30 MPH : 48.3%

KEY DATA NETWORK

K-D-N.com
Tualatin, OR 97062
503-804-3294

Lake Rd East of 35th Ave
Site Code: 2
Latitude: 0' 0.0000 Undefined
Longitude: 0' 0.0000 Undefined

EB

Start Time	15	20	25	30	35	40	45	50	55	60	65	70	75	999	Total
12/05/19	0	0	0	2	2	0	0	0	0	0	0	0	0	0	4
00:15	1	0	0	1	2	4	0	1	0	0	0	0	0	0	9
00:30	0	0	0	1	1	1	0	0	0	0	0	0	0	0	3
00:45	0	0	1	0	1	1	0	0	0	0	0	0	0	0	3
01:00	1	0	1	4	6	6	0	1	0	0	0	0	0	0	19
01:15	0	0	0	0	0	0	0	0	0	0	0	0	0	0	0
01:30	0	0	0	1	2	1	0	0	0	0	0	0	0	0	4
01:45	0	0	0	1	0	2	0	0	0	0	0	0	0	0	3
02:00	1	0	1	1	2	1	0	0	0	0	0	0	0	0	6
02:15	1	0	1	3	4	4	0	0	0	0	0	0	0	0	13
02:30	0	0	0	0	4	1	0	0	0	0	0	0	0	0	5
02:45	1	0	0	0	4	0	0	0	0	0	0	0	0	0	5
03:00	0	1	1	0	0	1	1	0	0	0	0	0	0	0	4
03:15	0	0	0	1	2	0	1	0	0	0	0	0	0	0	4
03:30	1	1	1	1	10	2	2	0	0	0	0	0	0	0	18
03:45	0	0	0	2	0	2	0	0	0	0	0	0	0	0	4
04:00	0	0	0	0	1	1	0	1	0	0	0	0	0	0	3
04:15	0	0	0	0	0	1	0	0	0	0	0	0	0	0	4
04:30	0	0	1	0	4	1	0	0	0	0	0	0	0	0	6
04:45	0	0	0	0	2	2	0	0	0	0	0	0	0	0	4
05:00	0	0	1	2	7	6	0	1	0	0	0	0	0	0	17
05:15	1	0	0	1	1	0	0	0	0	0	0	0	0	0	3
05:30	0	0	0	1	5	2	0	0	0	0	0	0	0	0	8
05:45	1	0	2	2	3	1	2	0	0	0	0	0	0	0	11
06:00	1	0	0	3	5	0	0	0	0	0	0	0	0	0	9
06:15	3	0	2	7	14	3	2	0	0	0	0	0	0	0	31
06:30	0	0	0	3	13	7	0	0	0	0	0	0	0	0	23
06:45	0	0	0	2	8	11	2	0	0	0	0	0	0	0	23
07:00	1	0	1	2	16	9	0	1	0	0	0	0	0	0	30
07:15	2	0	0	8	19	9	3	0	0	0	0	0	0	0	41
07:30	3	0	1	15	56	36	5	1	0	0	0	0	0	0	117
07:45	4	0	0	4	16	16	0	0	0	0	0	0	0	0	40
08:00	3	0	0	7	22	4	0	0	0	0	0	0	0	0	36
08:15	3	0	3	10	24	7	0	1	0	0	0	0	0	0	48
08:30	5	0	4	17	32	6	0	0	0	0	0	0	0	0	64
08:45	15	0	7	38	94	33	0	1	0	0	0	0	0	0	188
09:00	6	0	0	16	36	8	2	0	0	0	0	0	0	0	68
09:15	10	0	6	23	41	6	0	0	0	0	0	0	0	0	86
09:30	11	0	5	53	41	12	1	0	0	0	0	0	0	0	123
09:45	6	3	3	32	42	6	0	0	0	0	0	0	0	0	92
10:00	33	3	14	124	160	32	3	0	0	0	0	0	0	0	369
10:15	9	1	1	36	35	5	0	0	0	0	0	0	0	0	87
10:30	18	0	5	28	43	6	0	0	0	0	0	0	0	0	100
10:45	7	0	8	41	39	3	0	0	0	0	0	0	0	0	98
11:00	11	1	6	38	25	2	0	0	0	0	0	0	0	0	83
11:15	45	2	20	143	142	16	0	0	0	0	0	0	0	0	368
11:30	9	26	33	26	7	0	0	0	0	0	0	0	0	0	101
11:45	8	5	36	16	9	0	0	0	0	0	0	0	0	0	74
12:00	6	2	30	18	11	5	0	0	0	0	0	0	0	0	72
12:15	4	1	12	28	26	4	0	0	0	0	0	0	0	0	75
12:30	27	34	111	88	53	9	0	0	0	0	0	0	0	0	322
12:45	7	0	5	31	22	5	0	1	0	0	0	0	0	0	71
13:00	6	0	5	25	31	8	0	0	0	0	0	0	0	0	75
13:15	4	1	4	28	41	7	0	0	0	0	0	0	0	0	85
13:30	8	0	10	30	27	8	0	0	0	0	0	0	0	0	83
13:45	25	1	24	114	121	28	0	1	0	0	0	0	0	0	314
14:00	3	0	3	36	34	8	0	0	0	0	0	0	0	0	84
14:15	7	0	9	32	40	11	0	0	1	0	0	0	0	0	100
14:30	2	1	2	18	41	21	1	0	0	0	0	0	0	0	86
14:45	8	1	3	29	51	12	0	0	0	0	0	0	0	0	104
15:00	20	2	17	115	166	52	1	0	1	0	0	0	0	0	374
Total	174	43	200	654	833	227	13	5	1	0	0	0	0	0	2150

KEY DATA NETWORK

K-D-N.com
Tualatin, OR 97062
503-804-3294

Lake Rd East of 35th Ave
Site Code: 2
Latitude: 0' 0.0000 Undefined
Longitude: 0' 0.0000 Undefined

EB

Start Time	15	20	25	30	35	40	45	50	55	60	65	70	75	999	Total
12 PM	9	0	9	33	44	8	0	0	0	0	0	0	0	0	103
12:15	5	0	3	39	40	10	1	0	0	0	0	0	0	0	98
12:30	7	0	2	24	53	10	0	0	0	0	0	0	0	0	96
12:45	8	1	7	34	54	12	1	0	0	0	0	0	0	0	117
	29	1	21	130	191	40	2	0	0	0	0	0	0	0	414
13:00	9	0	3	24	39	10	4	0	0	0	0	0	0	0	89
13:15	5	1	7	22	38	14	0	0	0	0	0	0	0	0	87
13:30	3	1	13	30	32	9	2	0	0	0	0	0	0	0	90
13:45	9	0	2	27	42	12	1	1	0	0	0	0	0	0	94
	26	2	25	103	151	45	7	1	0	0	0	0	0	0	360
14:00	7	0	4	37	53	12	0	0	0	0	0	0	0	0	113
14:15	9	3	9	24	38	7	0	0	0	0	0	0	0	0	90
14:30	4	0	2	35	38	6	0	0	0	0	0	0	0	0	85
14:45	5	0	6	33	47	12	0	0	0	0	0	0	0	0	103
	25	3	21	129	176	37	0	0	0	0	0	0	0	0	391
15:00	6	1	7	43	41	7	0	0	0	0	0	0	0	0	105
15:15	5	0	21	51	38	1	0	0	0	0	0	0	0	0	116
15:30	6	5	12	67	34	8	0	0	0	0	0	0	0	0	132
15:45	8	2	26	44	16	0	0	0	0	0	0	0	0	0	96
	25	8	66	205	129	16	0	0	0	0	0	0	0	0	449
16:00	10	14	41	37	12	0	0	0	0	0	0	0	0	0	114
16:15	17	12	32	26	9	1	0	0	0	0	0	0	0	0	97
16:30	14	7	15	36	17	1	1	0	0	0	0	0	0	0	91
16:45	9	1	10	26	37	6	0	0	0	0	0	0	0	0	89
	50	34	98	125	75	8	1	0	0	0	0	0	0	0	391
17:00	6	0	5	47	39	5	0	0	0	0	0	0	0	0	102
17:15	9	1	5	32	39	4	2	0	0	0	0	0	0	0	92
17:30	14	1	7	19	44	13	2	0	0	0	0	0	0	0	100
17:45	10	1	5	59	42	6	0	0	0	0	0	0	0	0	123
	39	3	22	157	164	28	4	0	0	0	0	0	0	0	417
18:00	5	1	10	32	32	5	2	0	0	0	0	0	0	0	87
18:15	4	3	9	36	33	8	0	1	0	0	0	0	0	0	94
18:30	8	0	8	27	35	10	0	0	0	0	0	0	0	0	88
18:45	11	1	7	25	45	9	0	0	1	0	0	0	0	0	99
	28	5	34	120	145	32	2	1	1	0	0	0	0	0	368
19:00	2	0	2	15	26	7	2	0	0	0	0	0	0	0	54
19:15	4	0	4	17	28	7	0	0	0	0	0	0	0	0	60
19:30	4	1	2	9	26	11	1	0	0	0	0	0	0	0	54
19:45	3	1	2	18	24	7	0	0	0	0	0	0	0	0	55
	13	2	10	59	104	32	3	0	0	0	0	0	0	0	223
20:00	2	0	1	10	30	7	1	0	0	0	0	0	0	0	51
20:15	4	0	3	9	32	4	2	0	0	0	0	0	0	0	54
20:30	4	0	2	10	22	12	0	1	0	0	0	0	0	0	51
20:45	0	1	3	8	18	7	1	0	0	0	0	0	0	0	38
	10	1	9	37	102	30	4	1	0	0	0	0	0	0	194
21:00	3	0	5	11	19	5	0	0	0	0	0	0	0	0	43
21:15	0	1	0	4	14	2	0	0	0	0	0	0	0	0	21
21:30	0	1	1	4	19	6	1	0	0	0	0	0	0	0	32
21:45	0	0	0	3	11	6	0	0	0	0	0	0	0	0	20
	3	2	6	22	63	19	1	0	0	0	0	0	0	0	116
22:00	1	0	2	2	9	4	1	0	0	0	0	0	0	0	19
22:15	0	0	0	7	6	1	0	0	0	0	0	0	0	0	14
22:30	1	0	0	9	4	2	0	0	0	0	0	0	0	0	16
22:45	0	0	4	6	9	4	1	0	0	0	0	0	0	0	24
	2	0	6	24	28	11	2	0	0	0	0	0	0	0	73
23:00	2	0	0	2	9	7	0	0	0	0	0	0	0	0	20
23:15	2	0	1	1	8	2	0	0	0	0	0	0	0	0	14
23:30	0	0	0	1	4	1	1	0	0	0	0	0	0	0	7
23:45	0	0	0	2	3	1	0	0	0	0	0	0	0	0	6
	4	0	1	6	24	11	1	0	0	0	0	0	0	0	47
Total	254	61	319	1117	1352	309	27	3	1	0	0	0	0	0	3443
Grand Total	428	104	519	1771	2185	536	40	8	2	0	0	0	0	0	5593

15th Percentile : 22 MPH
50th Percentile : 29 MPH
85th Percentile : 34 MPH
95th Percentile : 37 MPH

Stats
Mean Speed(Average) : 29 MPH
10 MPH Pace Speed : 26-35 MPH
Number in Pace : 3956
Percent in Pace : 70.7%
Number of Vehicles > 30 MPH : 2771
Percent of Vehicles > 30 MPH : 49.5%

KEY DATA NETWORK

K-D-N.com
Tualatin, OR 97062
503-804-3294

Lake Rd East of 35th Ave
Site Code: 2
Latitude: 0' 0.0000 Undefined
Longitude: 0' 0.0000 Undefined

WB, EB

Start Time	15	20	25	30	35	40	45	50	55	60	65	70	75	999	Total
12/05/19	0	0	0	4	8	6	0	0	0	0	0	0	0	0	18
00:15	2	0	0	2	6	5	1	1	0	0	0	0	0	0	17
00:30	0	0	0	4	1	2	0	0	0	0	0	0	0	0	7
00:45	0	0	3	0	3	3	1	0	0	0	0	0	0	0	10
01:00	2	0	3	10	18	16	2	1	0	0	0	0	0	0	52
01:15	0	0	0	0	1	1	2	0	0	0	0	0	0	0	4
01:30	0	0	0	2	2	2	0	0	0	0	0	0	0	0	6
01:45	0	0	0	2	2	5	0	0	0	0	0	0	0	0	9
02:00	1	0	1	3	2	3	0	0	0	0	0	0	0	0	10
02:15	1	0	1	7	7	11	2	0	0	0	0	0	0	0	29
02:30	0	0	0	1	6	1	0	0	0	0	0	0	0	0	8
02:45	2	0	0	1	4	1	0	0	0	0	0	0	0	0	8
03:00	0	1	1	1	1	2	1	1	0	0	0	0	0	0	8
03:15	0	0	0	3	4	0	1	0	0	0	0	0	0	0	8
03:30	2	1	1	6	15	4	2	1	0	0	0	0	0	0	32
03:45	1	0	0	5	0	2	0	0	0	0	0	0	0	0	8
04:00	0	0	0	0	1	2	0	1	0	0	0	0	0	0	4
04:15	1	0	1	2	6	1	1	0	0	0	0	0	0	0	12
04:30	0	0	0	0	5	3	0	0	0	0	0	0	0	0	8
04:45	2	0	1	7	12	8	1	1	0	0	0	0	0	0	32
05:00	1	0	0	1	2	3	0	0	0	0	0	0	0	0	7
05:15	0	0	0	1	7	5	0	0	0	0	0	0	0	0	13
05:30	2	0	2	7	4	1	2	0	0	0	0	0	0	0	18
05:45	1	0	0	6	8	1	0	0	0	0	0	0	0	0	16
06:00	4	0	2	15	21	10	2	0	0	0	0	0	0	0	54
06:15	4	0	0	4	18	7	1	0	0	0	0	0	0	0	34
06:30	0	0	0	2	12	12	4	0	0	0	0	0	0	0	30
06:45	3	0	2	4	23	13	1	1	0	0	0	0	0	0	47
07:00	3	0	2	9	35	20	5	0	0	0	0	0	0	0	74
07:15	10	0	4	19	88	52	11	1	0	0	0	0	0	0	185
07:30	9	0	1	15	31	18	0	0	0	0	0	0	0	0	74
07:45	5	1	1	14	44	12	2	0	0	0	0	0	0	0	79
08:00	9	2	7	20	49	14	0	1	0	0	0	0	0	0	102
08:15	11	0	7	42	67	11	1	0	0	0	0	0	0	0	139
08:30	34	3	16	91	191	55	3	1	0	0	0	0	0	0	394
08:45	9	0	0	33	65	13	2	0	0	0	0	0	0	0	122
09:00	20	0	8	43	80	14	1	0	0	0	0	0	0	0	166
09:15	16	1	7	94	67	20	1	0	0	0	0	0	0	0	206
09:30	12	4	9	74	70	11	0	0	0	0	0	0	0	0	180
09:45	57	5	24	244	282	58	4	0	0	0	0	0	0	0	674
10:00	15	2	7	64	68	8	0	0	0	0	0	0	0	0	164
10:15	28	0	10	71	70	10	1	0	0	0	0	0	0	0	190
10:30	9	0	21	67	64	8	0	0	0	0	0	0	0	0	169
10:45	14	1	10	69	62	9	1	0	0	0	0	0	0	0	166
11:00	66	3	48	271	264	35	2	0	0	0	0	0	0	0	689
11:15	14	28	60	51	16	0	0	0	0	0	0	0	0	0	169
11:30	14	6	57	52	19	0	0	0	0	0	0	0	0	0	148
11:45	9	2	44	49	27	5	0	0	0	0	0	0	0	0	136
12:00	6	1	18	54	56	13	3	1	0	0	0	0	0	0	152
12:15	43	37	179	206	118	18	3	1	0	0	0	0	0	0	605
12:30	11	1	7	43	52	8	0	1	0	0	0	0	0	0	123
12:45	8	0	5	43	64	18	2	0	0	0	0	0	0	0	140
13:00	4	1	5	53	57	8	0	0	0	0	0	0	0	0	128
13:15	13	0	12	48	63	20	1	0	0	0	0	0	0	0	157
13:30	36	2	29	187	236	54	3	1	0	0	0	0	0	0	548
13:45	5	2	5	60	76	14	1	0	0	0	0	0	0	0	163
14:00	9	0	16	70	63	17	0	0	1	0	0	0	0	0	176
14:15	3	1	3	29	101	30	1	0	0	0	0	0	0	0	168
14:30	10	2	3	61	96	17	1	0	0	0	0	0	0	0	190
14:45	27	5	27	220	336	78	3	0	1	0	0	0	0	0	697
Total	284	56	335	1283	1588	399	38	7	1	0	0	0	0	0	3991

KEY DATA NETWORK

K-D-N.com
Tualatin, OR 97062
503-804-3294

Lake Rd East of 35th Ave
Site Code: 2
Latitude: 0' 0.0000 Undefined
Longitude: 0' 0.0000 Undefined

WB, EB

Start Time	15	20	25	30	35	40	45	50	55	60	65	70	75	999	Total
12 PM	15	0	10	69	72	17	0	0	0	0	0	0	0	0	183
12:15	11	0	6	76	72	15	2	0	0	0	0	0	0	0	182
12:30	10	0	7	51	90	16	0	0	0	0	0	0	0	0	174
12:45	18	2	12	62	84	23	2	0	0	0	0	0	0	0	203
	54	2	35	258	318	71	4	0	0	0	0	0	0	0	742
13:00	15	0	3	51	75	14	5	0	0	0	0	0	0	0	163
13:15	10	1	14	48	87	21	0	0	0	0	0	0	0	0	181
13:30	4	1	15	64	60	13	3	0	0	0	0	0	0	0	160
13:45	13	0	9	63	86	19	1	1	0	0	0	0	0	0	192
	42	2	41	226	308	67	9	1	0	0	0	0	0	0	696
14:00	9	0	5	61	94	20	2	1	0	0	0	0	0	0	192
14:15	15	3	18	46	70	14	0	1	0	0	0	0	0	0	167
14:30	7	0	10	77	70	13	1	0	0	0	0	0	0	0	178
14:45	9	0	11	67	95	20	0	0	0	0	0	0	0	0	202
	40	3	44	251	329	67	3	2	0	0	0	0	0	0	739
15:00	9	1	16	85	82	16	0	1	0	0	0	0	0	0	210
15:15	7	0	33	93	67	11	0	0	0	0	0	0	0	0	211
15:30	17	5	27	105	68	11	0	0	0	0	0	0	0	0	233
15:45	11	2	46	86	49	6	0	0	0	0	0	0	0	0	200
	44	8	122	369	266	44	0	1	0	0	0	0	0	0	854
16:00	21	18	71	94	25	2	0	0	0	0	0	0	0	0	231
16:15	64	38	87	66	21	1	0	0	0	0	0	0	0	0	277
16:30	25	10	32	93	58	8	1	0	0	0	0	0	0	0	227
16:45	16	1	22	86	68	9	1	0	0	0	0	0	0	0	203
	126	67	212	339	172	20	2	0	0	0	0	0	0	0	938
17:00	19	3	17	92	77	13	0	0	0	0	0	0	0	0	221
17:15	15	5	13	90	73	6	4	0	0	0	0	0	0	0	206
17:30	21	3	21	76	78	16	2	0	0	0	0	0	0	0	217
17:45	18	1	7	107	73	11	0	0	0	0	0	0	0	0	217
	73	12	58	365	301	46	6	0	0	0	0	0	0	0	861
18:00	9	3	17	75	74	8	3	0	0	0	0	0	0	0	189
18:15	7	3	14	67	82	16	2	1	0	0	0	0	0	0	192
18:30	13	0	13	52	75	20	0	0	0	0	0	0	0	0	173
18:45	11	1	15	61	82	15	2	0	1	0	0	0	0	0	188
	40	7	59	255	313	59	7	1	1	0	0	0	0	0	742
19:00	5	1	2	38	61	10	2	0	0	0	0	0	0	0	119
19:15	5	0	5	30	62	14	1	0	0	0	0	0	0	0	117
19:30	7	1	4	29	64	16	2	0	0	0	0	0	0	0	123
19:45	5	1	5	34	50	10	0	0	0	0	0	0	0	0	105
	22	3	16	131	237	50	5	0	0	0	0	0	0	0	464
20:00	5	0	9	36	59	12	2	0	0	0	0	0	0	0	123
20:15	5	0	10	26	57	10	2	0	0	0	0	0	0	0	110
20:30	5	0	8	32	45	17	0	1	0	0	0	0	0	0	108
20:45	0	1	4	19	36	16	2	0	0	0	0	0	0	0	78
	15	1	31	113	197	55	6	1	0	0	0	0	0	0	419
21:00	3	0	6	22	48	10	1	0	0	0	0	0	0	0	90
21:15	0	2	0	13	36	8	0	0	0	0	0	0	0	0	59
21:30	0	2	2	11	34	12	3	0	0	0	0	0	0	0	64
21:45	0	0	1	15	23	13	1	0	0	0	0	0	0	0	53
	3	4	9	61	141	43	5	0	0	0	0	0	0	0	266
22:00	2	0	3	4	22	7	1	0	0	0	0	0	0	0	39
22:15	0	0	0	10	20	4	1	0	0	0	0	0	0	0	35
22:30	2	0	0	13	20	5	1	0	0	0	0	0	0	0	41
22:45	0	0	5	12	15	5	2	0	0	0	0	0	0	0	39
	4	0	8	39	77	21	5	0	0	0	0	0	0	0	154
23:00	4	0	1	4	15	9	0	0	0	0	0	0	0	0	33
23:15	3	0	1	5	14	4	1	1	0	0	0	0	0	0	29
23:30	0	0	0	3	7	5	1	0	0	0	0	0	0	0	16
23:45	0	0	1	4	10	4	0	0	0	0	0	0	0	0	19
	7	0	3	16	46	22	2	1	0	0	0	0	0	0	97
Total	470	109	638	2423	2705	565	54	7	1	0	0	0	0	0	6972
Grand Total	754	165	973	3706	4293	964	92	14	2	0	0	0	0	0	10963

15th Percentile : 23 MPH
50th Percentile : 29 MPH
85th Percentile : 34 MPH
95th Percentile : 37 MPH

Stats
Mean Speed(Average) : 29 MPH
10 MPH Pace Speed : 26-35 MPH
Number in Pace : 7999
Percent in Pace : 73.0%
Number of Vehicles > 30 MPH : 5365
Percent of Vehicles > 30 MPH : 48.9%

KEY DATA NETWORK

K-D-N.com
Tualatin, OR 97062
503-804-3294

Lake Rd East of 35th Ave
Site Code: 2
Latitude: 0' 0.0000 Undefined
Longitude: 0' 0.0000 Undefined

Start Time	05-Dec-19 Thu	WB	EB							Total	
12:00 AM		14	4								18
12:15		8	9								17
12:30		4	3								7
12:45		7	3								10
01:00		4	0								4
01:15		2	4								6
01:30		6	3								9
01:45		4	6								10
02:00		3	5								8
02:15		3	5								8
02:30		4	4								8
02:45		4	4								8
03:00		4	4								8
03:15		1	3								4
03:30		6	6								12
03:45		4	4								8
04:00		4	3								7
04:15		5	8								13
04:30		7	11								18
04:45		7	9								16
05:00		11	23								34
05:15		7	23								30
05:30		17	30								47
05:45		33	41								74
06:00		34	40								74
06:15		43	36								79
06:30		54	48								102
06:45		75	64								139
07:00		54	68								122
07:15		80	86								166
07:30		83	123							206	
07:45		88	92							180	
08:00		77	87							164	
08:15		90	100							190	
08:30		71	98								169
08:45		83	83								166
09:00		68	101								169
09:15		74	74								148
09:30		64	72								136
09:45		77	75								152
10:00		52	71								123
10:15		66	75								141
10:30		43	85								128
10:45		74	83								157
11:00		79	84								163
11:15		76	100								176
11:30		82	86								168
11:45		86	104								190
Total		1842	2150								3992
Percent		46.1%	53.9%								
Peak	-	07:30	07:30	-	-	-	-	-	-	-	07:30
Vol.	-	338	402	-	-	-	-	-	-	-	740
P.H.F.		0.939	0.817								0.898

KEY DATA NETWORK

K-D-N.com
Tualatin, OR 97062
503-804-3294

Lake Rd East of 35th Ave
Site Code: 2
Latitude: 0' 0.0000 Undefined
Longitude: 0' 0.0000 Undefined

Start Time	05-Dec-19 Thu	WB	EB							Total
12:00 PM		80	103							183
12:15		84	98							182
12:30		78	96							174
12:45		86	117							203
01:00		74	89							163
01:15		94	87							181
01:30		70	90							160
01:45		98	94							192
02:00		79	113							192
02:15		77	90							167
02:30		93	85							178
02:45		99	103							202
03:00		105	105							210
03:15		95	116							211
03:30		101	132							233
03:45		104	96							200
04:00		117	114							231
04:15		180	97							277
04:30		137	91							228
04:45		114	89							203
05:00		119	102							221
05:15		114	92							206
05:30		117	100							217
05:45		94	123							217
06:00		102	87							189
06:15		98	94							192
06:30		85	88							173
06:45		89	99							188
07:00		65	54							119
07:15		57	60							117
07:30		69	54							123
07:45		50	55							105
08:00		72	51							123
08:15		57	54							111
08:30		57	51							108
08:45		40	38							78
09:00		47	43							90
09:15		38	21							59
09:30		32	32							64
09:45		33	20							53
10:00		20	19							39
10:15		21	14							35
10:30		25	16							41
10:45		15	24							39
11:00		13	20							33
11:15		15	14							29
11:30		9	7							16
11:45		13	6							19
Total		3531	3443							6974
Percent		50.6%	49.4%							
Peak	-	16:15	15:15	-	-	-	-	-	-	15:30
Vol.	-	550	458	-	-	-	-	-	-	941
P.H.F.		0.764	0.867							0.849
Grand Total		5373	5593							10966
Percent		49.0%	51.0%							
ADT		ADT 10,957	AADT 10,957							

KEY DATA NETWORK

K-D-N.com
Tualatin, OR 97062
503-804-3294

Lake Rd West of 26th Ave
Site Code: 1
Latitude: 45' 26.3555 North
Longitude: 122' 38.1715 West

WB

Start Time	Motorc	Cars & Trailer	2 Axle Long	Buses	2 Axle 6 Tire	3 Axle Single	4 Axle Single	<5 Axl Double	5 Axle Double	>6 Axl Double	<6 Axl Multi	6 Axle Multi	>6 Axl Multi	Not Classe	Total
12/05/19	0	1	0	0	0	0	0	0	0	0	0	0	0	1	2
00:15	0	0	0	0	0	0	0	0	0	0	0	0	0	0	0
00:30	0	1	0	0	0	0	0	0	0	0	0	0	0	0	1
00:45	0	0	0	0	0	0	0	0	0	0	0	0	0	0	0
	0	2	0	0	0	0	0	0	0	0	0	0	0	1	3
01:00	0	0	0	0	1	0	0	0	0	0	0	0	0	0	1
01:15	0	1	0	0	0	0	0	0	0	0	0	0	0	0	1
01:30	0	2	0	0	0	0	0	0	0	0	0	0	0	0	2
01:45	0	0	0	0	0	0	0	0	0	0	0	0	0	0	0
	0	3	0	0	1	0	0	0	0	0	0	0	0	0	4
02:00	0	0	0	0	0	0	0	0	0	0	0	0	0	0	0
02:15	0	0	0	0	0	0	0	0	0	0	0	0	0	0	0
02:30	0	0	0	0	0	0	0	0	0	0	0	0	0	0	0
02:45	0	0	0	0	0	0	0	0	0	0	0	0	0	0	0
	0	0	0	0	0	0	0	0	0	0	0	0	0	0	0
03:00	0	0	0	0	0	0	0	0	0	0	0	0	0	0	0
03:15	0	0	0	0	0	0	0	0	0	0	0	0	0	0	0
03:30	0	1	0	0	0	0	0	0	0	0	0	0	0	0	1
03:45	0	0	0	0	0	1	0	0	0	0	0	0	0	0	1
	0	1	0	0	0	1	0	0	0	0	0	0	0	0	2
04:00	0	0	0	0	0	0	0	0	0	0	0	0	0	1	1
04:15	0	3	0	0	0	0	0	0	0	0	0	0	0	0	3
04:30	1	0	0	0	0	0	0	0	0	0	0	0	0	0	1
04:45	0	2	1	0	0	0	0	0	0	0	0	0	0	0	3
	1	5	1	0	0	0	0	0	0	0	0	0	0	1	8
05:00	0	6	0	0	0	0	0	0	0	0	0	0	0	1	7
05:15	0	8	0	0	0	0	0	0	0	0	0	0	0	0	8
05:30	0	5	4	1	1	0	0	0	0	0	0	0	0	1	12
05:45	1	6	2	0	1	0	0	0	0	0	0	0	0	0	10
	1	25	6	1	2	0	0	0	0	0	0	0	0	2	37
06:00	0	13	2	2	0	0	0	0	0	0	0	0	0	1	18
06:15	0	15	5	1	0	0	0	0	0	0	0	0	0	3	24
06:30	0	22	0	0	2	0	0	0	0	0	0	0	0	2	26
06:45	1	17	4	1	3	0	0	0	0	0	0	0	0	6	32
	1	67	11	4	5	0	0	0	0	0	0	0	0	12	100
07:00	0	18	2	1	2	0	0	0	0	0	0	0	0	2	25
07:15	1	22	2	1	0	0	0	0	0	0	0	0	0	5	31
07:30	0	22	7	1	2	0	0	0	0	0	0	0	0	6	38
07:45	1	23	3	1	1	0	0	0	0	0	0	0	0	15	44
	2	85	14	4	5	0	0	0	0	0	0	0	0	28	138
08:00	1	23	7	0	2	0	0	0	0	0	0	0	0	7	40
08:15	2	41	6	1	3	0	0	0	0	0	0	0	0	18	71
08:30	2	16	4	0	3	0	0	0	0	0	0	0	0	7	32
08:45	1	21	5	1	1	0	0	0	0	0	0	0	0	8	37
	6	101	22	2	9	0	0	0	0	0	0	0	0	40	180
09:00	1	15	2	0	2	0	0	1	0	0	0	0	0	5	26
09:15	0	19	7	1	2	1	0	0	0	0	0	0	0	3	33
09:30	0	17	2	1	1	0	0	0	0	0	0	0	0	6	27
09:45	0	15	2	1	1	0	0	0	0	0	0	0	0	7	26
	1	66	13	3	6	1	0	1	0	0	0	0	0	21	112
10:00	0	17	3	1	1	0	0	0	0	0	0	0	0	5	27
10:15	0	17	6	0	0	0	0	0	0	0	0	0	0	7	30
10:30	0	7	7	0	2	0	0	0	0	0	0	0	0	2	18
10:45	0	11	3	1	1	0	0	0	0	0	0	0	0	2	18
	0	52	19	2	4	0	0	0	0	0	0	0	0	16	93
11:00	0	17	2	0	4	0	0	1	0	0	0	0	0	4	28
11:15	0	14	10	0	1	0	0	0	0	0	0	0	0	3	28
11:30	0	22	4	0	0	0	0	0	0	0	0	0	0	0	26
11:45	0	29	4	0	1	0	0	0	0	0	0	0	0	2	36
	0	82	20	0	6	0	0	1	0	0	0	0	0	9	118
Total	12	489	106	16	38	2	0	2	0	0	0	0	0	130	795
Percent	1.5%	61.5%	13.3%	2.0%	4.8%	0.3%	0.0%	0.3%	0.0%	0.0%	0.0%	0.0%	0.0%	16.4%	

KEY DATA NETWORK

K-D-N.com
Tualatin, OR 97062
503-804-3294

Lake Rd West of 26th Ave
Site Code: 1
Latitude: 45' 26.3555 North
Longitude: 122' 38.1715 West

WB

Start Time	Motorc	Cars & Trailer	2 Axle Long	Buses	2 Axle 6 Tire	3 Axle Single	4 Axle Single	<5 Axl Double	5 Axle Double	>6 Axl Double	<6 Axl Multi	6 Axle Multi	>6 Axl Multi	Not Classe	Total
12 PM	0	18	5	1	1	0	0	0	0	0	0	0	0	1	26
12:15	0	31	4	0	0	0	0	0	0	0	0	0	0	6	41
12:30	0	25	4	0	2	0	0	1	0	0	0	0	0	1	33
12:45	0	25	6	0	1	0	0	0	0	0	0	0	0	4	36
	0	99	19	1	4	0	0	1	0	0	0	0	0	12	136
13:00	0	9	4	1	0	0	0	0	0	0	0	0	0	3	17
13:15	0	15	0	0	2	0	0	0	0	0	0	0	0	0	17
13:30	0	13	1	0	0	1	0	0	0	0	0	0	0	0	15
13:45	0	10	3	0	3	0	0	0	0	0	0	0	0	0	16
	0	47	8	1	5	1	0	0	0	0	0	0	0	3	65
14:00	0	11	2	0	1	0	0	0	0	0	0	0	0	0	14
14:15	0	20	3	1	1	0	0	0	0	0	0	0	0	0	25
14:30	0	18	1	0	0	0	0	0	0	0	0	0	0	4	23
14:45	0	22	3	0	1	0	0	0	0	0	0	0	0	2	28
	0	71	9	1	3	0	0	0	0	0	0	0	0	6	90
15:00	0	24	4	0	2	0	0	0	0	0	0	0	0	2	32
15:15	0	19	4	1	0	0	0	0	0	0	0	0	0	0	24
15:30	0	11	1	0	1	0	0	0	0	0	0	0	0	3	16
15:45	1	13	2	2	3	0	0	0	0	0	0	0	0	3	24
	1	67	11	3	6	0	0	0	0	0	0	0	0	8	96
16:00	0	18	3	0	1	0	0	0	0	0	0	0	0	7	29
16:15	0	27	4	0	1	0	0	0	0	0	0	0	0	7	39
16:30	2	10	2	1	2	0	0	0	0	0	0	0	0	6	23
16:45	1	18	2	0	0	1	0	0	0	0	0	0	0	8	30
	3	73	11	1	4	1	0	0	0	0	0	0	0	28	121
17:00	0	13	4	2	1	0	0	0	0	0	0	0	0	7	27
17:15	0	20	3	0	2	0	0	0	0	0	0	0	0	6	31
17:30	0	17	2	0	1	0	0	0	0	0	0	0	0	8	28
17:45	1	17	1	1	2	0	0	0	0	0	0	0	0	11	33
	1	67	10	3	6	0	0	0	0	0	0	0	0	32	119
18:00	0	21	0	0	0	0	0	0	0	0	0	0	0	8	29
18:15	0	18	0	1	0	0	0	0	0	0	0	0	0	7	26
18:30	0	21	2	0	0	0	0	0	0	0	0	0	0	8	31
18:45	0	18	5	1	0	0	0	0	0	0	0	0	0	6	30
	0	78	7	2	0	0	0	0	0	0	0	0	0	29	116
19:00	0	9	2	0	0	0	0	0	0	0	0	0	0	4	15
19:15	0	8	1	0	1	0	0	0	0	0	0	0	0	5	15
19:30	0	8	0	0	0	0	0	0	0	0	0	0	0	6	14
19:45	1	9	2	0	1	0	0	0	0	0	0	0	0	6	19
	1	34	5	0	2	0	0	0	0	0	0	0	0	21	63
20:00	0	6	3	0	0	0	0	0	0	0	0	0	0	5	14
20:15	0	8	0	0	0	0	0	0	0	0	0	0	0	7	15
20:30	0	6	2	0	0	0	0	0	0	0	0	0	0	3	11
20:45	0	5	2	1	0	0	0	0	0	0	0	0	0	1	9
	0	25	7	1	0	0	0	0	0	0	0	0	0	16	49
21:00	0	9	0	0	0	0	0	0	0	0	0	0	0	3	12
21:15	0	2	2	0	0	0	0	0	0	0	0	0	0	1	5
21:30	0	8	0	0	0	0	0	0	0	0	0	0	0	1	9
21:45	0	3	0	1	0	0	0	0	0	0	0	0	0	3	7
	0	22	2	1	0	0	0	0	0	0	0	0	0	8	33
22:00	0	2	2	0	0	0	0	0	0	0	0	0	0	1	5
22:15	0	2	0	0	0	0	0	0	0	0	0	0	0	1	3
22:30	0	1	0	0	0	0	0	0	0	0	0	0	0	2	3
22:45	0	2	0	0	0	0	0	0	0	0	0	0	0	0	2
	0	7	2	0	0	0	0	0	0	0	0	0	0	4	13
23:00	0	1	0	0	0	0	0	0	0	0	0	0	0	0	1
23:15	0	1	0	0	0	0	0	0	0	0	0	0	0	2	3
23:30	0	0	0	0	0	0	0	0	0	0	0	0	0	2	2
23:45	0	1	0	0	0	0	0	0	0	0	0	0	0	0	1
	0	3	0	0	0	0	0	0	0	0	0	0	0	4	7
Total	6	593	91	14	30	2	0	1	0	0	0	0	0	171	908
Percent	0.7%	65.3%	10.0%	1.5%	3.3%	0.2%	0.0%	0.1%	0.0%	0.0%	0.0%	0.0%	0.0%	18.8%	
Grand Total	18	1082	197	30	68	4	0	3	0	0	0	0	0	301	1703
Percent	1.1%	63.5%	11.6%	1.8%	4.0%	0.2%	0.0%	0.2%	0.0%	0.0%	0.0%	0.0%	0.0%	17.7%	

KEY DATA NETWORK

K-D-N.com
Tualatin, OR 97062
503-804-3294

Lake Rd West of 26th Ave
Site Code: 1
Latitude: 45' 26.3555 North
Longitude: 122' 38.1715 West

EB

Start Time	Motorc	Cars & Trailer	2 Axle Long	Buses	2 Axle 6 Tire	3 Axle Single	4 Axle Single	<5 Axl Double	5 Axle Double	>6 Axl Double	<6 Axl Multi	6 Axle Multi	>6 Axl Multi	Not Classe	Total
12/05/19	0	0	0	0	0	0	0	0	0	0	0	0	0	1	1
00:15	0	1	1	0	0	0	0	0	0	0	0	0	0	0	2
00:30	0	0	0	0	0	0	0	0	0	0	0	0	0	0	0
00:45	0	0	0	0	0	0	0	0	0	0	0	0	0	0	0
01:00	0	1	1	0	0	0	0	0	0	0	0	0	0	1	3
01:15	0	0	0	0	0	0	0	0	0	0	0	0	0	0	0
01:30	0	1	0	0	0	0	0	0	0	0	0	0	0	1	2
01:45	0	0	0	0	0	0	0	0	0	0	0	0	0	0	0
02:00	0	0	0	0	0	0	0	0	0	0	0	0	0	0	0
02:15	0	1	0	0	0	0	0	0	0	0	0	0	0	1	2
02:30	0	0	0	0	0	0	0	0	0	0	0	0	0	0	0
02:45	0	0	0	0	0	0	0	0	0	0	0	0	0	0	0
03:00	0	1	0	0	0	0	0	0	0	0	0	0	0	0	1
03:15	0	0	0	0	0	0	0	0	0	0	0	0	0	0	0
03:30	0	0	0	0	0	0	0	0	0	0	0	0	0	0	0
03:45	0	0	0	0	0	0	0	0	0	0	0	0	0	0	0
04:00	0	1	0	0	0	0	0	0	0	0	0	0	0	0	1
04:15	0	0	0	0	0	0	0	0	0	0	0	0	0	0	0
04:30	0	2	1	0	0	0	0	0	0	0	0	0	0	0	3
04:45	0	0	0	0	0	0	0	0	0	0	0	0	0	0	0
05:00	0	1	0	0	0	0	0	0	0	0	0	0	0	0	1
05:15	0	3	1	0	0	0	0	0	0	0	0	0	0	0	4
05:30	0	2	0	0	0	0	0	0	0	0	0	0	0	0	2
05:45	0	1	0	0	0	0	0	0	0	0	0	0	0	0	1
06:00	0	4	2	0	0	0	0	0	0	0	0	0	0	3	9
06:15	0	2	0	1	0	0	0	0	0	0	0	0	0	1	4
06:30	0	2	0	1	0	0	0	0	0	0	0	0	0	2	5
06:45	1	1	0	0	1	0	0	0	0	0	0	0	0	1	3
07:00	1	3	3	0	0	0	0	0	0	0	0	0	0	4	11
07:15	1	8	3	1	2	0	0	0	0	0	0	0	0	8	23
07:30	0	7	2	0	0	0	0	0	0	0	0	0	0	1	10
07:45	0	6	2	0	2	0	0	0	0	0	0	0	0	3	13
08:00	0	7	2	0	2	0	0	0	0	0	0	0	0	6	17
08:15	1	8	3	0	0	0	0	0	0	0	0	0	0	10	22
08:30	1	28	9	0	4	0	0	0	0	0	0	0	0	20	62
08:45	0	16	2	1	1	0	0	0	0	0	0	0	0	7	27
09:00	0	16	5	0	0	0	0	0	0	0	0	0	0	16	37
09:15	1	11	6	1	1	0	0	0	0	0	0	0	0	9	29
09:30	0	10	2	1	0	0	0	0	0	0	0	0	0	8	21
09:45	1	53	15	3	2	0	0	0	0	0	0	0	0	40	114
10:00	0	8	2	0	0	0	0	0	0	0	0	0	0	3	13
10:15	0	10	2	0	0	0	0	0	0	0	0	0	0	2	14
10:30	0	13	3	1	1	0	0	0	0	0	0	0	0	5	23
10:45	0	13	2	0	3	0	0	0	0	0	0	0	0	8	26
11:00	0	44	9	1	4	0	0	0	0	0	0	0	0	18	76
11:15	0	8	6	1	0	0	0	0	0	0	0	0	0	4	19
11:30	0	12	1	0	1	0	0	0	0	0	0	0	0	7	21
11:45	0	7	3	0	2	0	0	0	0	0	0	0	0	2	14
Total	1	69	13	1	3	0	0	0	0	0	0	0	0	12	99
Percent	0.9%	54.4%	14.0%	1.5%	3.9%	0.0%	0.0%	0.0%	0.0%	0.0%	0.0%	0.0%	0.0%	25.4%	465

KEY DATA NETWORK

K-D-N.com
Tualatin, OR 97062
503-804-3294

Lake Rd West of 26th Ave
Site Code: 1
Latitude: 45' 26.3555 North
Longitude: 122' 38.1715 West

EB

Start Time	Motorc	Cars & Trailer	2 Axle Long	Buses	2 Axle 6 Tire	3 Axle Single	4 Axle Single	<5 Axl Double	5 Axle Double	>6 Axl Double	<6 Axl Multi	6 Axle Multi	>6 Axl Multi	Not Classe	Total
12 PM	1	29	3	1	0	0	0	0	0	0	0	0	0	1	35
12:15	0	21	6	1	0	0	0	0	0	0	0	0	0	6	34
12:30	0	16	3	0	1	0	0	0	0	0	0	0	0	3	23
12:45	0	17	9	0	2	0	0	0	0	0	0	0	0	4	32
	1	83	21	2	3	0	0	0	0	0	0	0	0	14	124
13:00	0	17	2	0	1	0	0	0	0	0	0	0	0	5	25
13:15	0	19	2	1	0	0	0	0	0	0	0	0	0	1	23
13:30	0	17	5	0	0	0	0	0	0	0	0	0	0	3	25
13:45	0	26	5	0	0	0	0	0	0	0	0	0	0	1	32
	0	79	14	1	1	0	0	0	0	0	0	0	0	10	105
14:00	0	24	6	0	1	0	0	0	0	0	0	0	0	2	33
14:15	0	18	4	0	1	0	0	0	0	0	0	0	0	1	24
14:30	1	20	6	1	0	0	0	0	0	0	0	0	0	1	29
14:45	0	18	4	0	1	0	0	0	0	0	0	0	0	6	29
	1	80	20	1	3	0	0	0	0	0	0	0	0	10	115
15:00	0	26	10	0	4	0	0	0	0	0	0	0	0	1	41
15:15	0	37	9	1	3	0	0	0	0	0	0	0	0	1	51
15:30	0	39	8	1	0	0	0	0	0	0	0	0	0	5	53
15:45	0	21	3	0	2	0	0	0	0	0	0	0	0	4	30
	0	123	30	2	9	0	0	0	0	0	0	0	0	11	175
16:00	0	36	6	1	3	0	0	0	0	0	0	0	0	7	53
16:15	0	22	2	0	3	0	0	0	0	0	0	0	0	8	35
16:30	1	19	2	1	0	0	0	0	0	0	0	0	0	6	29
16:45	1	32	5	0	1	0	0	0	0	0	0	0	0	5	44
	2	109	15	2	7	0	0	0	0	0	0	0	0	26	161
17:00	1	30	7	0	0	0	0	0	0	0	0	0	0	8	46
17:15	0	25	2	1	0	0	0	0	0	0	0	0	0	6	34
17:30	1	27	2	0	0	0	0	0	0	0	0	0	0	7	37
17:45	0	27	3	1	0	0	0	0	0	0	0	0	0	8	39
	2	109	14	2	0	0	0	0	0	0	0	0	0	29	156
18:00	1	24	3	0	0	0	0	0	0	0	0	0	0	6	34
18:15	0	23	1	0	0	0	0	0	0	0	0	0	0	4	28
18:30	0	13	1	1	1	0	0	0	0	0	0	0	0	4	20
18:45	0	21	4	0	0	0	0	0	0	0	0	0	0	6	31
	1	81	9	1	1	0	0	0	0	0	0	0	0	20	113
19:00	0	8	0	1	2	0	0	0	0	0	0	0	0	4	15
19:15	0	17	1	0	0	0	0	0	0	0	0	0	0	4	22
19:30	0	9	0	0	0	0	0	0	0	0	0	0	0	4	13
19:45	0	12	0	0	0	0	0	0	0	0	0	0	0	5	17
	0	46	1	1	2	0	0	0	0	0	0	0	0	17	67
20:00	0	14	0	0	0	0	0	0	0	0	0	0	0	4	18
20:15	0	9	2	0	1	0	0	0	0	0	0	0	0	5	17
20:30	0	13	2	0	0	0	0	0	0	0	0	0	0	1	16
20:45	0	6	0	0	0	0	0	0	0	0	0	0	0	1	7
	0	42	4	0	1	0	0	0	0	0	0	0	0	11	58
21:00	0	14	0	0	0	0	0	0	0	0	0	0	0	3	17
21:15	0	8	1	0	0	0	0	0	0	0	0	0	0	3	12
21:30	1	7	3	0	0	0	0	0	0	0	0	0	0	0	11
21:45	0	6	2	0	0	0	0	0	0	0	0	0	0	3	11
	1	35	6	0	0	0	0	0	0	0	0	0	0	9	51
22:00	0	1	0	0	0	0	0	0	0	0	0	0	0	1	2
22:15	0	1	0	0	0	0	0	0	0	0	0	0	0	1	2
22:30	0	2	0	0	0	0	0	0	0	0	0	0	0	2	4
22:45	0	1	1	0	0	0	0	0	0	0	0	0	0	0	2
	0	5	1	0	0	0	0	0	0	0	0	0	0	4	10
23:00	0	0	1	0	0	0	0	0	0	0	0	0	0	0	1
23:15	0	4	1	0	0	0	0	0	0	0	0	0	0	4	9
23:30	0	3	1	0	0	0	0	0	0	0	0	0	0	1	5
23:45	1	2	0	0	0	0	0	0	0	0	0	0	0	0	3
	1	9	3	0	0	0	0	0	0	0	0	0	0	5	18
Total	9	801	138	12	27	0	0	0	0	0	0	0	0	166	1153
Percent	0.8%	69.5%	12.0%	1.0%	2.3%	0.0%	0.0%	0.0%	0.0%	0.0%	0.0%	0.0%	0.0%	14.4%	
Grand Total	13	1054	203	19	45	0	0	0	0	0	0	0	0	284	1618
Percent	0.8%	65.1%	12.5%	1.2%	2.8%	0.0%	0.0%	0.0%	0.0%	0.0%	0.0%	0.0%	0.0%	17.6%	

KEY DATA NETWORK

K-D-N.com
Tualatin, OR 97062
503-804-3294

Lake Rd West of 26th Ave
Site Code: 1
Latitude: 45' 26.3555 North
Longitude: 122' 38.1715 West

WB, EB

Start Time	Motorc	Cars & Trailer	2 Axle Long	Buses	2 Axle 6 Tire	3 Axle Single	4 Axle Single	<5 Axl Double	5 Axle Double	>6 Axl Double	<6 Axl Multi	6 Axle Multi	>6 Axl Multi	Not Classe	Total
12/05/19	0	1	0	0	0	0	0	0	0	0	0	0	0	2	3
00:15	0	1	1	0	0	0	0	0	0	0	0	0	0	0	2
00:30	0	1	0	0	0	0	0	0	0	0	0	0	0	0	1
00:45	0	0	0	0	0	0	0	0	0	0	0	0	0	0	0
	0	3	1	0	0	0	0	0	0	0	0	0	0	2	6
01:00	0	0	0	0	1	0	0	0	0	0	0	0	0	0	1
01:15	0	2	0	0	0	0	0	0	0	0	0	0	0	1	3
01:30	0	2	0	0	0	0	0	0	0	0	0	0	0	0	2
01:45	0	0	0	0	0	0	0	0	0	0	0	0	0	0	0
	0	4	0	0	1	0	0	0	0	0	0	0	0	1	6
02:00	0	0	0	0	0	0	0	0	0	0	0	0	0	0	0
02:15	0	0	0	0	0	0	0	0	0	0	0	0	0	0	0
02:30	0	0	0	0	0	0	0	0	0	0	0	0	0	0	0
02:45	0	1	0	0	0	0	0	0	0	0	0	0	0	0	1
	0	1	0	0	0	0	0	0	0	0	0	0	0	0	1
03:00	0	1	0	0	0	0	0	0	0	0	0	0	0	0	1
03:15	0	0	0	0	0	0	0	0	0	0	0	0	0	0	0
03:30	0	1	0	0	0	0	0	0	0	0	0	0	0	0	1
03:45	0	0	0	0	0	1	0	0	0	0	0	0	0	0	1
	0	2	0	0	0	1	0	0	0	0	0	0	0	0	3
04:00	0	0	0	0	0	0	0	0	0	0	0	0	0	1	1
04:15	0	5	1	0	0	0	0	0	0	0	0	0	0	0	6
04:30	1	0	0	0	0	0	0	0	0	0	0	0	0	0	1
04:45	0	3	1	0	0	0	0	0	0	0	0	0	0	0	4
	1	8	2	0	0	0	0	0	0	0	0	0	0	1	12
05:00	0	8	0	0	0	0	0	0	0	0	0	0	0	1	9
05:15	0	9	0	0	0	0	0	0	0	0	0	0	0	0	9
05:30	0	5	6	1	1	0	0	0	0	0	0	0	0	4	17
05:45	1	7	2	0	1	0	0	0	0	0	0	0	0	0	11
	1	29	8	1	2	0	0	0	0	0	0	0	0	5	46
06:00	0	15	2	2	1	0	0	0	0	0	0	0	0	2	22
06:15	0	17	5	2	0	0	0	0	0	0	0	0	0	5	29
06:30	0	23	0	0	3	0	0	0	0	0	0	0	0	3	29
06:45	2	20	7	1	3	0	0	0	0	0	0	0	0	10	43
	2	75	14	5	7	0	0	0	0	0	0	0	0	20	123
07:00	0	25	4	1	2	0	0	0	0	0	0	0	0	3	35
07:15	1	28	4	1	2	0	0	0	0	0	0	0	0	8	44
07:30	0	29	9	1	4	0	0	0	0	0	0	0	0	12	55
07:45	2	31	6	1	1	0	0	0	0	0	0	0	0	25	66
	3	113	23	4	9	0	0	0	0	0	0	0	0	48	200
08:00	1	39	9	1	3	0	0	0	0	0	0	0	0	14	67
08:15	2	57	11	1	3	0	0	0	0	0	0	0	0	34	108
08:30	3	27	10	1	4	0	0	0	0	0	0	0	0	16	61
08:45	1	31	7	2	1	0	0	0	0	0	0	0	0	16	58
	7	154	37	5	11	0	0	0	0	0	0	0	0	80	294
09:00	1	23	4	0	2	0	0	1	0	0	0	0	0	8	39
09:15	0	29	9	1	2	1	0	0	0	0	0	0	0	5	47
09:30	0	30	5	2	2	0	0	0	0	0	0	0	0	11	50
09:45	0	28	4	1	4	0	0	0	0	0	0	0	0	15	52
	1	110	22	4	10	1	0	1	0	0	0	0	0	39	188
10:00	0	25	9	2	1	0	0	0	0	0	0	0	0	9	46
10:15	0	29	7	0	1	0	0	0	0	0	0	0	0	14	51
10:30	0	14	10	0	4	0	0	0	0	0	0	0	0	4	32
10:45	0	24	5	1	1	0	0	0	0	0	0	0	0	4	35
	0	92	31	3	7	0	0	0	0	0	0	0	0	31	164
11:00	0	27	3	1	5	0	0	1	0	0	0	0	0	10	47
11:15	0	27	15	0	3	0	0	0	0	0	0	0	0	5	50
11:30	1	45	6	0	0	0	0	0	0	0	0	0	0	2	54
11:45	0	52	9	0	1	0	0	0	0	0	0	0	0	4	66
	1	151	33	1	9	0	0	1	0	0	0	0	0	21	217
Total	16	742	171	23	56	2	0	2	0	0	0	0	0	248	1260
Percent	1.3%	58.9%	13.6%	1.8%	4.4%	0.2%	0.0%	0.2%	0.0%	0.0%	0.0%	0.0%	0.0%	19.7%	

KEY DATA NETWORK

K-D-N.com
Tualatin, OR 97062
503-804-3294

Lake Rd West of 26th Ave
Site Code: 1
Latitude: 45' 26.3555 North
Longitude: 122' 38.1715 West

WB, EB

Start Time	Motorc	Cars & Trailer	2 Axle Long	Buses	2 Axle 6 Tire	3 Axle Single	4 Axle Single	<5 Axl Double	5 Axle Double	>6 Axl Double	<6 Axl Multi	6 Axle Multi	>6 Axl Multi	Not Classe	Total
12 PM	1	47	8	2	1	0	0	0	0	0	0	0	0	2	61
12:15	0	52	10	1	0	0	0	0	0	0	0	0	0	12	75
12:30	0	41	7	0	3	0	0	1	0	0	0	0	0	4	56
12:45	0	42	15	0	3	0	0	0	0	0	0	0	0	8	68
	1	182	40	3	7	0	0	1	0	0	0	0	0	26	260
13:00	0	26	6	1	1	0	0	0	0	0	0	0	0	8	42
13:15	0	34	2	1	2	0	0	0	0	0	0	0	0	1	40
13:30	0	30	6	0	0	1	0	0	0	0	0	0	0	3	40
13:45	0	36	8	0	3	0	0	0	0	0	0	0	0	1	48
	0	126	22	2	6	1	0	0	0	0	0	0	0	13	170
14:00	0	35	8	0	2	0	0	0	0	0	0	0	0	2	47
14:15	0	38	7	1	2	0	0	0	0	0	0	0	0	1	49
14:30	1	38	7	1	0	0	0	0	0	0	0	0	0	5	52
14:45	0	40	7	0	2	0	0	0	0	0	0	0	0	8	57
	1	151	29	2	6	0	0	0	0	0	0	0	0	16	205
15:00	0	50	14	0	6	0	0	0	0	0	0	0	0	3	73
15:15	0	56	13	2	3	0	0	0	0	0	0	0	0	1	75
15:30	0	50	9	1	1	0	0	0	0	0	0	0	0	8	69
15:45	1	34	5	2	5	0	0	0	0	0	0	0	0	7	54
	1	190	41	5	15	0	0	0	0	0	0	0	0	19	271
16:00	0	54	9	1	4	0	0	0	0	0	0	0	0	14	82
16:15	0	49	6	0	4	0	0	0	0	0	0	0	0	15	74
16:30	3	29	4	2	2	0	0	0	0	0	0	0	0	12	52
16:45	2	50	7	0	1	1	0	0	0	0	0	0	0	13	74
	5	182	26	3	11	1	0	0	0	0	0	0	0	54	282
17:00	1	43	11	2	1	0	0	0	0	0	0	0	0	15	73
17:15	0	45	5	1	2	0	0	0	0	0	0	0	0	12	65
17:30	1	44	4	0	1	0	0	0	0	0	0	0	0	15	65
17:45	1	44	4	2	2	0	0	0	0	0	0	0	0	19	72
	3	176	24	5	6	0	0	0	0	0	0	0	0	61	275
18:00	1	45	3	0	0	0	0	0	0	0	0	0	0	14	63
18:15	0	41	1	1	0	0	0	0	0	0	0	0	0	11	54
18:30	0	34	3	1	1	0	0	0	0	0	0	0	0	12	51
18:45	0	39	9	1	0	0	0	0	0	0	0	0	0	12	61
	1	159	16	3	1	0	0	0	0	0	0	0	0	49	229
19:00	0	17	2	1	2	0	0	0	0	0	0	0	0	8	30
19:15	0	25	2	0	1	0	0	0	0	0	0	0	0	9	37
19:30	0	17	0	0	0	0	0	0	0	0	0	0	0	10	27
19:45	1	21	2	0	1	0	0	0	0	0	0	0	0	11	36
	1	80	6	1	4	0	0	0	0	0	0	0	0	38	130
20:00	0	20	3	0	0	0	0	0	0	0	0	0	0	9	32
20:15	0	17	2	0	1	0	0	0	0	0	0	0	0	12	32
20:30	0	19	4	0	0	0	0	0	0	0	0	0	0	4	27
20:45	0	11	2	1	0	0	0	0	0	0	0	0	0	2	16
	0	67	11	1	1	0	0	0	0	0	0	0	0	27	107
21:00	0	23	0	0	0	0	0	0	0	0	0	0	0	6	29
21:15	0	10	3	0	0	0	0	0	0	0	0	0	0	4	17
21:30	1	15	3	0	0	0	0	0	0	0	0	0	0	1	20
21:45	0	9	2	1	0	0	0	0	0	0	0	0	0	6	18
	1	57	8	1	0	0	0	0	0	0	0	0	0	17	84
22:00	0	3	2	0	0	0	0	0	0	0	0	0	0	2	7
22:15	0	3	0	0	0	0	0	0	0	0	0	0	0	2	5
22:30	0	3	0	0	0	0	0	0	0	0	0	0	0	4	7
22:45	0	3	1	0	0	0	0	0	0	0	0	0	0	0	4
	0	12	3	0	0	0	0	0	0	0	0	0	0	8	23
23:00	0	1	1	0	0	0	0	0	0	0	0	0	0	0	2
23:15	0	5	1	0	0	0	0	0	0	0	0	0	0	6	12
23:30	0	3	1	0	0	0	0	0	0	0	0	0	0	3	7
23:45	1	3	0	0	0	0	0	0	0	0	0	0	0	0	4
	1	12	3	0	0	0	0	0	0	0	0	0	0	9	25
Total	15	1394	229	26	57	2	0	1	0	0	0	0	0	337	2061
Percent	0.7%	67.6%	11.1%	1.3%	2.8%	0.1%	0.0%	0.0%	0.0%	0.0%	0.0%	0.0%	0.0%	16.4%	
Grand Total	31	2136	400	49	113	4	0	3	0	0	0	0	0	585	3321
Percent	0.9%	64.3%	12.0%	1.5%	3.4%	0.1%	0.0%	0.1%	0.0%	0.0%	0.0%	0.0%	0.0%	17.6%	

KEY DATA NETWORK

K-D-N.com
Tualatin, OR 97062
503-804-3294

Lake Rd West of 26th Ave
Site Code: 1
Latitude: 45' 26.3555 North
Longitude: 122' 38.1715 West

WB	15	20	25	30	35	40	45	50	55	60	65	70	75	999	Total
12/05/19	1	0	0	1	0	0	0	0	0	0	0	0	0	0	2
00:15	0	0	0	0	0	0	0	0	0	0	0	0	0	0	0
00:30	0	0	1	0	0	0	0	0	0	0	0	0	0	0	1
00:45	0	0	0	0	0	0	0	0	0	0	0	0	0	0	0
01:00	1	0	1	1	0	0	0	0	0	0	0	0	0	0	3
01:15	0	0	0	0	0	1	0	0	0	0	0	0	0	0	1
01:30	0	0	0	1	0	0	0	0	0	0	0	0	0	0	1
01:45	0	0	2	0	0	0	0	0	0	0	0	0	0	0	2
02:00	0	0	0	0	0	0	0	0	0	0	0	0	0	0	0
02:15	0	0	0	0	0	0	0	0	0	0	0	0	0	0	0
02:30	0	0	0	0	0	0	0	0	0	0	0	0	0	0	0
02:45	0	0	0	0	0	0	0	0	0	0	0	0	0	0	0
03:00	0	0	0	0	0	0	0	0	0	0	0	0	0	0	0
03:15	0	0	0	0	0	0	0	0	0	0	0	0	0	0	0
03:30	0	0	0	0	0	0	0	0	0	0	0	0	0	0	0
03:45	0	0	0	1	0	0	0	0	0	0	0	0	0	0	1
04:00	0	0	0	2	0	0	0	0	0	0	0	0	0	0	2
04:15	1	0	0	0	0	0	0	0	0	0	0	0	0	0	1
04:30	0	0	0	1	2	0	0	0	0	0	0	0	0	0	3
04:45	0	1	0	0	0	0	0	0	0	0	0	0	0	0	1
05:00	0	0	1	2	0	0	0	0	0	0	0	0	0	0	3
05:15	1	1	1	3	2	0	0	0	0	0	0	0	0	0	8
05:30	1	0	2	1	3	0	0	0	0	0	0	0	0	0	7
05:45	0	1	0	4	2	1	0	0	0	0	0	0	0	0	8
06:00	1	0	3	4	4	0	0	0	0	0	0	0	0	0	12
06:15	0	1	1	5	2	0	1	0	0	0	0	0	0	0	10
06:30	2	2	6	14	11	1	1	0	0	0	0	0	0	0	37
06:45	1	1	3	5	6	2	0	0	0	0	0	0	0	0	18
07:00	3	1	4	8	7	1	0	0	0	0	0	0	0	0	24
07:15	2	0	2	15	6	1	0	0	0	0	0	0	0	0	26
07:30	6	0	8	12	4	2	0	0	0	0	0	0	0	0	32
07:45	12	2	17	40	23	6	0	0	0	0	0	0	0	0	100
08:00	2	0	6	12	4	1	0	0	0	0	0	0	0	0	25
08:15	5	4	10	9	3	0	0	0	0	0	0	0	0	0	31
08:30	6	3	22	6	1	0	0	0	0	0	0	0	0	0	38
08:45	16	8	14	6	0	0	0	0	0	0	0	0	0	0	44
09:00	29	15	52	33	8	1	0	0	0	0	0	0	0	0	138
09:15	7	6	19	7	1	0	0	0	0	0	0	0	0	0	40
09:30	19	16	22	9	4	1	0	0	0	0	0	0	0	0	71
09:45	8	3	15	6	0	0	0	0	0	0	0	0	0	0	32
10:00	9	5	14	4	5	0	0	0	0	0	0	0	0	0	37
10:15	43	30	70	26	10	1	0	0	0	0	0	0	0	0	180
10:30	6	1	11	5	1	1	1	0	0	0	0	0	0	0	26
10:45	3	3	10	13	4	0	0	0	0	0	0	0	0	0	33
11:00	6	3	6	10	2	0	0	0	0	0	0	0	0	0	27
11:15	7	2	8	5	4	0	0	0	0	0	0	0	0	0	26
11:30	22	9	35	33	11	1	1	0	0	0	0	0	0	0	112
11:45	5	1	9	10	2	0	0	0	0	0	0	0	0	0	27
12:00	7	0	5	15	3	0	0	0	0	0	0	0	0	0	30
12:15	3	0	5	9	1	0	0	0	0	0	0	0	0	0	18
12:30	3	0	10	5	0	0	0	0	0	0	0	0	0	0	18
12:45	18	1	29	39	6	0	0	0	0	0	0	0	0	0	93
13:00	4	4	10	8	2	0	0	0	0	0	0	0	0	0	28
13:15	3	1	7	14	3	0	0	0	0	0	0	0	0	0	28
13:30	0	0	5	12	9	0	0	0	0	0	0	0	0	0	26
13:45	5	3	9	15	4	0	0	0	0	0	0	0	0	0	36
Total	12	8	31	49	18	0	0	0	0	0	0	0	0	0	118
Total	140	68	244	241	89	11	2	0	0	0	0	0	0	0	795

KEY DATA NETWORK

K-D-N.com
Tualatin, OR 97062
503-804-3294

Lake Rd West of 26th Ave
Site Code: 1
Latitude: 45' 26.3555 North
Longitude: 122' 38.1715 West

WB	1	16	21	26	31	36	41	46	51	56	61	66	71	76	Total
Start Time	15	20	25	30	35	40	45	50	55	60	65	70	75	999	
12 PM	1	4	4	11	6	0	0	0	0	0	0	0	0	0	26
12:15	6	1	15	14	5	0	0	0	0	0	0	0	0	0	41
12:30	3	1	12	11	6	0	0	0	0	0	0	0	0	0	33
12:45	6	2	15	10	3	0	0	0	0	0	0	0	0	0	36
	16	8	46	46	20	0	0	0	0	0	0	0	0	0	136
13:00	3	0	6	5	2	1	0	0	0	0	0	0	0	0	17
13:15	1	0	5	6	4	1	0	0	0	0	0	0	0	0	17
13:30	0	1	3	10	1	0	0	0	0	0	0	0	0	0	15
13:45	0	3	4	6	3	0	0	0	0	0	0	0	0	0	16
	4	4	18	27	10	2	0	0	0	0	0	0	0	0	65
14:00	0	0	5	7	2	0	0	0	0	0	0	0	0	0	14
14:15	1	9	10	5	0	0	0	0	0	0	0	0	0	0	25
14:30	4	2	11	4	2	0	0	0	0	0	0	0	0	0	23
14:45	2	4	16	4	2	0	0	0	0	0	0	0	0	0	28
	7	15	42	20	6	0	0	0	0	0	0	0	0	0	90
15:00	2	8	13	6	3	0	0	0	0	0	0	0	0	0	32
15:15	0	5	13	5	1	0	0	0	0	0	0	0	0	0	24
15:30	3	1	10	1	1	0	0	0	0	0	0	0	0	0	16
15:45	3	0	7	9	4	1	0	0	0	0	0	0	0	0	24
	8	14	43	21	9	1	0	0	0	0	0	0	0	0	96
16:00	7	1	8	8	5	0	0	0	0	0	0	0	0	0	29
16:15	7	0	12	11	8	1	0	0	0	0	0	0	0	0	39
16:30	7	1	6	8	1	0	0	0	0	0	0	0	0	0	23
16:45	9	2	9	9	1	0	0	0	0	0	0	0	0	0	30
	30	4	35	36	15	1	0	0	0	0	0	0	0	0	121
17:00	7	1	4	13	2	0	0	0	0	0	0	0	0	0	27
17:15	8	1	6	11	5	0	0	0	0	0	0	0	0	0	31
17:30	9	0	7	11	1	0	0	0	0	0	0	0	0	0	28
17:45	12	2	3	9	7	0	0	0	0	0	0	0	0	0	33
	36	4	20	44	15	0	0	0	0	0	0	0	0	0	119
18:00	8	0	3	9	8	1	0	0	0	0	0	0	0	0	29
18:15	8	1	5	10	2	0	0	0	0	0	0	0	0	0	26
18:30	8	0	4	12	4	2	0	1	0	0	0	0	0	0	31
18:45	7	0	5	16	2	0	0	0	0	0	0	0	0	0	30
	31	1	17	47	16	3	0	1	0	0	0	0	0	0	116
19:00	4	2	4	5	0	0	0	0	0	0	0	0	0	0	15
19:15	5	1	2	4	1	2	0	0	0	0	0	0	0	0	15
19:30	6	0	2	6	0	0	0	0	0	0	0	0	0	0	14
19:45	7	2	4	5	1	0	0	0	0	0	0	0	0	0	19
	22	5	12	20	2	2	0	0	0	0	0	0	0	0	63
20:00	5	0	1	7	1	0	0	0	0	0	0	0	0	0	14
20:15	7	1	1	3	3	0	0	0	0	0	0	0	0	0	15
20:30	3	1	0	5	0	2	0	0	0	0	0	0	0	0	11
20:45	1	0	2	5	1	0	0	0	0	0	0	0	0	0	9
	16	2	4	20	5	2	0	0	0	0	0	0	0	0	49
21:00	3	0	4	2	3	0	0	0	0	0	0	0	0	0	12
21:15	1	0	0	4	0	0	0	0	0	0	0	0	0	0	5
21:30	2	0	4	3	0	0	0	0	0	0	0	0	0	0	9
21:45	4	0	2	0	1	0	0	0	0	0	0	0	0	0	7
	10	0	10	9	4	0	0	0	0	0	0	0	0	0	33
22:00	1	0	0	4	0	0	0	0	0	0	0	0	0	0	5
22:15	1	0	0	1	1	0	0	0	0	0	0	0	0	0	3
22:30	2	0	0	0	1	0	0	0	0	0	0	0	0	0	3
22:45	0	0	1	1	0	0	0	0	0	0	0	0	0	0	2
	4	0	1	6	2	0	0	0	0	0	0	0	0	0	13
23:00	0	0	1	0	0	0	0	0	0	0	0	0	0	0	1
23:15	2	0	1	0	0	0	0	0	0	0	0	0	0	0	3
23:30	2	0	0	0	0	0	0	0	0	0	0	0	0	0	2
23:45	0	0	0	1	0	0	0	0	0	0	0	0	0	0	1
	4	0	2	1	0	0	0	0	0	0	0	0	0	0	7
Total	188	57	250	297	104	11	0	1	0	0	0	0	0	0	908
Grand Total	328	125	494	538	193	22	2	1	0	0	0	0	0	0	1703

15th Percentile : 11 MPH
50th Percentile : 24 MPH
85th Percentile : 29 MPH
95th Percentile : 33 MPH

Stats
Mean Speed(Average) : 23 MPH
10 MPH Pace Speed : 21-30 MPH
Number in Pace : 1032
Percent in Pace : 60.6%
Number of Vehicles > 30 MPH : 218
Percent of Vehicles > 30 MPH : 12.8%

KEY DATA NETWORK

K-D-N.com
Tualatin, OR 97062
503-804-3294

Lake Rd West of 26th Ave
Site Code: 1
Latitude: 45' 26.3555 North
Longitude: 122' 38.1715 West

EB

Start Time	15	20	25	30	35	40	45	50	55	60	65	70	75	999	Total
12/05/19	1	0	0	0	0	0	0	0	0	0	0	0	0	0	1
00:15	0	0	0	1	0	1	0	0	0	0	0	0	0	0	2
00:30	0	0	0	0	0	0	0	0	0	0	0	0	0	0	0
00:45	0	0	0	0	0	0	0	0	0	0	0	0	0	0	0
01:00	1	0	0	1	0	1	0	0	0	0	0	0	0	0	3
01:15	0	0	0	0	0	0	0	0	0	0	0	0	0	0	0
01:30	1	0	0	1	0	0	0	0	0	0	0	0	0	0	2
01:45	0	0	0	0	0	0	0	0	0	0	0	0	0	0	0
02:00	1	0	0	1	0	0	0	0	0	0	0	0	0	0	2
02:15	0	0	0	0	0	0	0	0	0	0	0	0	0	0	0
02:30	0	0	0	0	0	0	0	0	0	0	0	0	0	0	0
02:45	0	0	0	1	0	0	0	0	0	0	0	0	0	0	1
03:00	0	0	0	1	0	0	0	0	0	0	0	0	0	0	1
03:15	0	0	0	0	0	0	0	0	0	0	0	0	0	0	0
03:30	0	0	0	0	0	0	0	0	0	0	0	0	0	0	0
03:45	0	0	0	0	0	0	0	0	0	0	0	0	0	0	0
04:00	0	0	0	0	1	0	0	0	0	0	0	0	0	0	1
04:15	0	0	0	0	0	0	0	0	0	0	0	0	0	0	0
04:30	1	0	1	1	0	0	0	0	0	0	0	0	0	0	3
04:45	0	0	0	0	0	0	0	0	0	0	0	0	0	0	0
05:00	1	0	1	2	0	0	0	0	0	0	0	0	0	0	4
05:15	0	0	0	2	0	0	0	0	0	0	0	0	0	0	2
05:30	0	0	0	1	0	0	0	0	0	0	0	0	0	0	1
05:45	3	0	0	2	0	0	0	0	0	0	0	0	0	0	5
06:00	0	0	1	0	0	0	0	0	0	0	0	0	0	0	1
06:15	3	0	1	5	0	0	0	0	0	0	0	0	0	0	9
06:30	1	0	1	0	2	0	0	0	0	0	0	0	0	0	4
06:45	2	1	0	2	0	0	0	0	0	0	0	0	0	0	5
07:00	1	0	1	1	0	0	0	0	0	0	0	0	0	0	3
07:15	5	1	1	4	0	0	0	0	0	0	0	0	0	0	11
07:30	9	2	3	7	2	0	0	0	0	0	0	0	0	0	23
07:45	1	2	2	1	4	0	0	0	0	0	0	0	0	0	10
08:00	3	0	3	7	0	0	0	0	0	0	0	0	0	0	13
08:15	6	1	4	4	0	2	0	0	0	0	0	0	0	0	17
08:30	10	3	6	2	1	0	0	0	0	0	0	0	0	0	22
08:45	20	6	15	14	5	2	0	0	0	0	0	0	0	0	62
09:00	7	2	4	10	4	0	0	0	0	0	0	0	0	0	27
09:15	15	5	10	4	3	0	0	0	0	0	0	0	0	0	37
09:30	13	2	8	6	0	0	0	0	0	0	0	0	0	0	29
09:45	8	1	4	6	2	0	0	0	0	0	0	0	0	0	21
10:00	43	10	26	26	9	0	0	0	0	0	0	0	0	0	114
10:15	3	2	3	4	1	0	0	0	0	0	0	0	0	0	13
10:30	2	1	7	3	1	0	0	0	0	0	0	0	0	0	14
10:45	5	3	9	5	1	0	0	0	0	0	0	0	0	0	23
11:00	10	2	9	4	0	1	0	0	0	0	0	0	0	0	26
11:15	20	8	28	16	3	1	0	0	0	0	0	0	0	0	76
11:30	5	0	7	5	1	0	0	1	0	0	0	0	0	0	19
11:45	7	2	4	6	2	0	0	0	0	0	0	0	0	0	21
Total	2	2	3	5	2	0	0	0	0	0	0	0	0	0	14
	3	0	3	9	2	0	0	0	0	0	0	0	0	0	23
	17	4	17	25	7	0	0	1	0	0	0	0	0	0	71
	6	1	4	6	2	0	0	0	0	0	0	0	0	0	19
	2	1	5	8	6	0	0	0	0	0	0	0	0	0	22
	2	2	3	13	8	0	0	0	0	0	0	0	0	0	28
	3	0	9	14	4	0	0	0	0	0	0	0	0	0	30
	13	4	21	41	20	0	0	0	0	0	0	0	0	0	99
Total	128	34	112	139	47	4	0	1	0	0	0	0	0	0	465

KEY DATA NETWORK

K-D-N.com
Tualatin, OR 97062
503-804-3294

Lake Rd West of 26th Ave
Site Code: 1
Latitude: 45' 26.3555 North
Longitude: 122' 38.1715 West

EB

Start Time	15	20	25	30	35	40	45	50	55	60	65	70	75	999	Total
12 PM	1	5	9	11	6	3	0	0	0	0	0	0	0	0	35
12:15	6	0	2	19	7	0	0	0	0	0	0	0	0	0	34
12:30	4	2	3	7	7	0	0	0	0	0	0	0	0	0	23
12:45	6	0	9	7	10	0	0	0	0	0	0	0	0	0	32
	17	7	23	44	30	3	0	0	0	0	0	0	0	0	124
13:00	5	1	7	8	3	1	0	0	0	0	0	0	0	0	25
13:15	1	0	4	13	5	0	0	0	0	0	0	0	0	0	23
13:30	2	4	8	8	3	0	0	0	0	0	0	0	0	0	25
13:45	3	2	12	9	6	0	0	0	0	0	0	0	0	0	32
	11	7	31	38	17	1	0	0	0	0	0	0	0	0	105
14:00	3	5	10	12	2	1	0	0	0	0	0	0	0	0	33
14:15	2	4	9	9	0	0	0	0	0	0	0	0	0	0	24
14:30	3	2	9	13	2	0	0	0	0	0	0	0	0	0	29
14:45	6	0	12	8	3	0	0	0	0	0	0	0	0	0	29
	14	11	40	42	7	1	0	0	0	0	0	0	0	0	115
15:00	1	4	17	12	7	0	0	0	0	0	0	0	0	0	41
15:15	1	7	17	18	8	0	0	0	0	0	0	0	0	0	51
15:30	5	4	14	20	9	1	0	0	0	0	0	0	0	0	53
15:45	4	0	7	15	3	0	1	0	0	0	0	0	0	0	30
	11	15	55	65	27	1	1	0	0	0	0	0	0	0	175
16:00	7	0	9	28	9	0	0	0	0	0	0	0	0	0	53
16:15	8	0	6	9	7	3	1	1	0	0	0	0	0	0	35
16:30	6	1	8	9	5	0	0	0	0	0	0	0	0	0	29
16:45	6	0	10	22	3	3	0	0	0	0	0	0	0	0	44
	27	1	33	68	24	6	1	1	0	0	0	0	0	0	161
17:00	8	1	14	19	3	1	0	0	0	0	0	0	0	0	46
17:15	6	0	5	19	4	0	0	0	0	0	0	0	0	0	34
17:30	10	2	6	17	2	0	0	0	0	0	0	0	0	0	37
17:45	8	2	16	9	3	1	0	0	0	0	0	0	0	0	39
	32	5	41	64	12	2	0	0	0	0	0	0	0	0	156
18:00	9	0	7	9	9	0	0	0	0	0	0	0	0	0	34
18:15	4	4	6	12	2	0	0	0	0	0	0	0	0	0	28
18:30	4	2	5	9	0	0	0	0	0	0	0	0	0	0	20
18:45	6	0	6	15	4	0	0	0	0	0	0	0	0	0	31
	23	6	24	45	15	0	0	0	0	0	0	0	0	0	113
19:00	4	1	3	6	1	0	0	0	0	0	0	0	0	0	15
19:15	4	0	3	11	4	0	0	0	0	0	0	0	0	0	22
19:30	4	0	3	5	1	0	0	0	0	0	0	0	0	0	13
19:45	5	0	1	8	3	0	0	0	0	0	0	0	0	0	17
	17	1	10	30	9	0	0	0	0	0	0	0	0	0	67
20:00	4	0	4	8	1	1	0	0	0	0	0	0	0	0	18
20:15	5	1	1	8	2	0	0	0	0	0	0	0	0	0	17
20:30	1	1	3	11	0	0	0	0	0	0	0	0	0	0	16
20:45	2	1	2	2	0	0	0	0	0	0	0	0	0	0	7
	12	3	10	29	3	1	0	0	0	0	0	0	0	0	58
21:00	4	1	3	3	5	1	0	0	0	0	0	0	0	0	17
21:15	4	0	1	6	1	0	0	0	0	0	0	0	0	0	12
21:30	0	1	4	3	2	1	0	0	0	0	0	0	0	0	11
21:45	3	1	0	6	1	0	0	0	0	0	0	0	0	0	11
	11	3	8	18	9	2	0	0	0	0	0	0	0	0	51
22:00	1	0	0	0	1	0	0	0	0	0	0	0	0	0	2
22:15	1	0	0	1	0	0	0	0	0	0	0	0	0	0	2
22:30	2	0	0	2	0	0	0	0	0	0	0	0	0	0	4
22:45	0	0	1	0	1	0	0	0	0	0	0	0	0	0	2
	4	0	1	3	2	0	0	0	0	0	0	0	0	0	10
23:00	0	0	0	0	1	0	0	0	0	0	0	0	0	0	1
23:15	4	0	0	4	1	0	0	0	0	0	0	0	0	0	9
23:30	1	2	0	1	0	0	1	0	0	0	0	0	0	0	5
23:45	1	1	0	1	0	0	0	0	0	0	0	0	0	0	3
	6	3	0	6	2	0	1	0	0	0	0	0	0	0	18
Total	185	62	276	452	157	17	3	1	0	0	0	0	0	0	1153
Grand Total	313	96	388	591	204	21	3	2	0	0	0	0	0	0	1618

15th Percentile : 11 MPH
50th Percentile : 25 MPH
85th Percentile : 29 MPH
95th Percentile : 33 MPH

Stats
Mean Speed(Average) : 23 MPH
10 MPH Pace Speed : 21-30 MPH
Number in Pace : 979
Percent in Pace : 60.5%
Number of Vehicles > 30 MPH : 230
Percent of Vehicles > 30 MPH : 14.2%

KEY DATA NETWORK

K-D-N.com
Tualatin, OR 97062
503-804-3294

Lake Rd West of 26th Ave
Site Code: 1
Latitude: 45' 26.3555 North
Longitude: 122' 38.1715 West

WB, EB

Start Time	15	20	25	30	35	40	45	50	55	60	65	70	75	999	Total
12/05/19	2	0	0	1	0	0	0	0	0	0	0	0	0	0	3
00:15	0	0	0	1	0	1	0	0	0	0	0	0	0	0	2
00:30	0	0	1	0	0	0	0	0	0	0	0	0	0	0	1
00:45	0	0	0	0	0	0	0	0	0	0	0	0	0	0	0
01:00	2	0	1	2	0	1	0	0	0	0	0	0	0	0	6
01:15	0	0	0	0	0	1	0	0	0	0	0	0	0	0	1
01:30	1	0	0	2	0	0	0	0	0	0	0	0	0	0	3
01:45	0	0	2	0	0	0	0	0	0	0	0	0	0	0	2
02:00	0	0	0	0	0	0	0	0	0	0	0	0	0	0	0
02:15	1	0	2	2	0	1	0	0	0	0	0	0	0	0	6
02:30	0	0	0	0	0	0	0	0	0	0	0	0	0	0	0
02:45	0	0	0	0	0	0	0	0	0	0	0	0	0	0	0
03:00	0	0	0	1	0	0	0	0	0	0	0	0	0	0	1
03:15	0	0	0	0	1	0	0	0	0	0	0	0	0	0	1
03:30	0	0	0	0	0	0	0	0	0	0	0	0	0	0	0
03:45	0	0	0	1	0	0	0	0	0	0	0	0	0	0	1
04:00	0	0	0	2	1	0	0	0	0	0	0	0	0	0	3
04:15	1	0	0	0	0	0	0	0	0	0	0	0	0	0	1
04:30	1	0	1	2	2	0	0	0	0	0	0	0	0	0	6
04:45	0	1	0	0	0	0	0	0	0	0	0	0	0	0	1
05:00	0	0	1	3	0	0	0	0	0	0	0	0	0	0	4
05:15	2	1	2	5	2	0	0	0	0	0	0	0	0	0	12
05:30	1	0	2	3	3	0	0	0	0	0	0	0	0	0	9
05:45	0	1	0	5	2	1	0	0	0	0	0	0	0	0	9
06:00	4	0	3	6	4	0	0	0	0	0	0	0	0	0	17
06:15	0	1	2	5	2	0	1	0	0	0	0	0	0	0	11
06:30	5	2	7	19	11	1	1	0	0	0	0	0	0	0	46
06:45	2	1	4	5	8	2	0	0	0	0	0	0	0	0	22
07:00	5	2	4	10	7	1	0	0	0	0	0	0	0	0	29
07:15	3	0	3	16	6	1	0	0	0	0	0	0	0	0	29
07:30	11	1	9	16	4	2	0	0	0	0	0	0	0	0	43
07:45	21	4	20	47	25	6	0	0	0	0	0	0	0	0	123
08:00	3	2	8	13	8	1	0	0	0	0	0	0	0	0	35
08:15	8	4	13	16	3	0	0	0	0	0	0	0	0	0	44
08:30	12	4	26	10	1	2	0	0	0	0	0	0	0	0	55
08:45	26	11	20	8	1	0	0	0	0	0	0	0	0	0	66
09:00	49	21	67	47	13	3	0	0	0	0	0	0	0	0	200
09:15	14	8	23	17	5	0	0	0	0	0	0	0	0	0	67
09:30	34	21	32	13	7	1	0	0	0	0	0	0	0	0	108
09:45	21	5	23	12	0	0	0	0	0	0	0	0	0	0	61
10:00	17	6	18	10	7	0	0	0	0	0	0	0	0	0	58
10:15	86	40	96	52	19	1	0	0	0	0	0	0	0	0	294
10:30	9	3	14	9	2	1	1	0	0	0	0	0	0	0	39
10:45	5	4	17	16	5	0	0	0	0	0	0	0	0	0	47
11:00	11	6	15	15	3	0	0	0	0	0	0	0	0	0	50
11:15	17	4	17	9	4	1	0	0	0	0	0	0	0	0	52
11:30	42	17	63	49	14	2	1	0	0	0	0	0	0	0	188
11:45	10	1	16	15	3	0	0	1	0	0	0	0	0	0	46
12:00	14	2	9	21	5	0	0	0	0	0	0	0	0	0	51
12:15	5	2	8	14	3	0	0	0	0	0	0	0	0	0	32
12:30	6	0	13	14	2	0	0	0	0	0	0	0	0	0	35
12:45	35	5	46	64	13	0	0	1	0	0	0	0	0	0	164
13:00	10	5	14	14	4	0	0	0	0	0	0	0	0	0	47
13:15	5	2	12	22	9	0	0	0	0	0	0	0	0	0	50
13:30	2	2	8	25	17	0	0	0	0	0	0	0	0	0	54
13:45	8	3	18	29	8	0	0	0	0	0	0	0	0	0	66
Total	25	12	52	90	38	0	0	0	0	0	0	0	0	0	217
Total	268	102	356	380	136	15	2	1	0	0	0	0	0	0	1260

KEY DATA NETWORK

K-D-N.com
Tualatin, OR 97062
503-804-3294

Lake Rd West of 26th Ave
Site Code: 1
Latitude: 45' 26.3555 North
Longitude: 122' 38.1715 West

WB, EB

Start Time	15	20	25	30	35	40	45	50	55	60	65	70	75	999	Total
12 PM	2	9	13	22	12	3	0	0	0	0	0	0	0	0	61
12:15	12	1	17	33	12	0	0	0	0	0	0	0	0	0	75
12:30	7	3	15	18	13	0	0	0	0	0	0	0	0	0	56
12:45	12	2	24	17	13	0	0	0	0	0	0	0	0	0	68
	33	15	69	90	50	3	0	0	0	0	0	0	0	0	260
13:00	8	1	13	13	5	2	0	0	0	0	0	0	0	0	42
13:15	2	0	9	19	9	1	0	0	0	0	0	0	0	0	40
13:30	2	5	11	18	4	0	0	0	0	0	0	0	0	0	40
13:45	3	5	16	15	9	0	0	0	0	0	0	0	0	0	48
	15	11	49	65	27	3	0	0	0	0	0	0	0	0	170
14:00	3	5	15	19	4	1	0	0	0	0	0	0	0	0	47
14:15	3	13	19	14	0	0	0	0	0	0	0	0	0	0	49
14:30	7	4	20	17	4	0	0	0	0	0	0	0	0	0	52
14:45	8	4	28	12	5	0	0	0	0	0	0	0	0	0	57
	21	26	82	62	13	1	0	0	0	0	0	0	0	0	205
15:00	3	12	30	18	10	0	0	0	0	0	0	0	0	0	73
15:15	1	12	30	23	9	0	0	0	0	0	0	0	0	0	75
15:30	8	5	24	21	10	1	0	0	0	0	0	0	0	0	69
15:45	7	0	14	24	7	1	1	0	0	0	0	0	0	0	54
	19	29	98	86	36	2	1	0	0	0	0	0	0	0	271
16:00	14	1	17	36	14	0	0	0	0	0	0	0	0	0	82
16:15	15	0	18	20	15	4	1	1	0	0	0	0	0	0	74
16:30	13	2	14	17	6	0	0	0	0	0	0	0	0	0	52
16:45	15	2	19	31	4	3	0	0	0	0	0	0	0	0	74
	57	5	68	104	39	7	1	1	0	0	0	0	0	0	282
17:00	15	2	18	32	5	1	0	0	0	0	0	0	0	0	73
17:15	14	1	11	30	9	0	0	0	0	0	0	0	0	0	65
17:30	19	2	13	28	3	0	0	0	0	0	0	0	0	0	65
17:45	20	4	19	18	10	1	0	0	0	0	0	0	0	0	72
	68	9	61	108	27	2	0	0	0	0	0	0	0	0	275
18:00	17	0	10	18	17	1	0	0	0	0	0	0	0	0	63
18:15	12	5	11	22	4	0	0	0	0	0	0	0	0	0	54
18:30	12	2	9	21	4	2	0	1	0	0	0	0	0	0	51
18:45	13	0	11	31	6	0	0	0	0	0	0	0	0	0	61
	54	7	41	92	31	3	0	1	0	0	0	0	0	0	229
19:00	8	3	7	11	1	0	0	0	0	0	0	0	0	0	30
19:15	9	1	5	15	5	2	0	0	0	0	0	0	0	0	37
19:30	10	0	5	11	1	0	0	0	0	0	0	0	0	0	27
19:45	12	2	5	13	4	0	0	0	0	0	0	0	0	0	36
	39	6	22	50	11	2	0	0	0	0	0	0	0	0	130
20:00	9	0	5	15	2	1	0	0	0	0	0	0	0	0	32
20:15	12	2	2	11	5	0	0	0	0	0	0	0	0	0	32
20:30	4	2	3	16	0	2	0	0	0	0	0	0	0	0	27
20:45	3	1	4	7	1	0	0	0	0	0	0	0	0	0	16
	28	5	14	49	8	3	0	0	0	0	0	0	0	0	107
21:00	7	1	7	5	8	1	0	0	0	0	0	0	0	0	29
21:15	5	0	1	10	1	0	0	0	0	0	0	0	0	0	17
21:30	2	1	8	6	2	1	0	0	0	0	0	0	0	0	20
21:45	7	1	2	6	2	0	0	0	0	0	0	0	0	0	18
	21	3	18	27	13	2	0	0	0	0	0	0	0	0	84
22:00	2	0	0	4	1	0	0	0	0	0	0	0	0	0	7
22:15	2	0	0	2	1	0	0	0	0	0	0	0	0	0	5
22:30	4	0	0	2	1	0	0	0	0	0	0	0	0	0	7
22:45	0	0	2	1	1	0	0	0	0	0	0	0	0	0	4
	8	0	2	9	4	0	0	0	0	0	0	0	0	0	23
23:00	0	0	1	0	1	0	0	0	0	0	0	0	0	0	2
23:15	6	0	1	4	1	0	0	0	0	0	0	0	0	0	12
23:30	3	2	0	1	0	0	1	0	0	0	0	0	0	0	7
23:45	1	1	0	2	0	0	0	0	0	0	0	0	0	0	4
	10	3	2	7	2	0	1	0	0	0	0	0	0	0	25
Total	373	119	526	749	261	28	3	2	0	0	0	0	0	0	2061
Grand Total	641	221	882	1129	397	43	5	3	0	0	0	0	0	0	3321

15th Percentile : 11 MPH
50th Percentile : 24 MPH
85th Percentile : 29 MPH
95th Percentile : 33 MPH

Stats
Mean Speed(Average) : 23 MPH
10 MPH Pace Speed : 21-30 MPH
Number in Pace : 2011
Percent in Pace : 60.6%
Number of Vehicles > 30 MPH : 448
Percent of Vehicles > 30 MPH : 13.5%

KEY DATA NETWORK

K-D-N.com
Tualatin, OR 97062
503-804-3294

Lake Rd West of 26th Ave
Site Code: 1
Latitude: 45' 26.3555 North
Longitude: 122' 38.1715 West

Start Time	05-Dec-19 Thu	WB	EB							Total
12:00 AM		2	1							3
12:15		0	2							2
12:30		1	0							1
12:45		0	0							0
01:00		1	0							1
01:15		1	2							3
01:30		2	0							2
01:45		0	0							0
02:00		0	0							0
02:15		0	0							0
02:30		0	0							0
02:45		0	1							1
03:00		0	1							1
03:15		0	0							0
03:30		1	0							1
03:45		1	0							1
04:00		1	0							1
04:15		3	3							6
04:30		1	0							1
04:45		3	1							4
05:00		7	2							9
05:15		8	1							9
05:30		12	5							17
05:45		10	1							11
06:00		18	4							22
06:15		24	5							29
06:30		26	3							29
06:45		32	11							43
07:00		25	10							35
07:15		31	13							44
07:30		38	17							55
07:45		44	22							66
08:00		40	27							67
08:15		71	37							108
08:30		32	29							61
08:45		37	21							58
09:00		26	13							39
09:15		33	14							47
09:30		27	23							50
09:45		26	26							52
10:00		27	19							46
10:15		30	21							51
10:30		18	14							32
10:45		18	17							35
11:00		28	19							47
11:15		28	22							50
11:30		26	28							54
11:45		36	30							66
Total		795	465							1260
Percent		63.1%	36.9%							
Peak	-	07:30	07:45	-	-	-	-	-	-	07:45
Vol.	-	193	115	-	-	-	-	-	-	302
P.H.F.		0.680	0.777							0.699

KEY DATA NETWORK

K-D-N.com
Tualatin, OR 97062
503-804-3294

Lake Rd West of 26th Ave
Site Code: 1
Latitude: 45' 26.3555 North
Longitude: 122' 38.1715 West

Start Time	05-Dec-19 Thu	WB	EB						Total
12:00 PM		26	35						61
12:15		41	34						75
12:30		33	23						56
12:45		36	32						68
01:00		17	25						42
01:15		17	23						40
01:30		15	25						40
01:45		16	32						48
02:00		14	33						47
02:15		25	24						49
02:30		23	29						52
02:45		28	29						57
03:00		32	41						73
03:15		24	51						75
03:30		16	53						69
03:45		24	30						54
04:00		29	53						82
04:15		39	35						74
04:30		23	29						52
04:45		30	44						74
05:00		27	46						73
05:15		31	34						65
05:30		28	37						65
05:45		33	39						72
06:00		29	34						63
06:15		26	28						54
06:30		31	20						51
06:45		30	31						61
07:00		15	15						30
07:15		15	22						37
07:30		14	13						27
07:45		19	17						36
08:00		14	18						32
08:15		15	17						32
08:30		11	16						27
08:45		9	7						16
09:00		12	17						29
09:15		5	12						17
09:30		9	11						20
09:45		7	11						18
10:00		5	2						7
10:15		3	2						5
10:30		3	4						7
10:45		2	2						4
11:00		1	1						2
11:15		3	9						12
11:30		2	5						7
11:45		1	3						4
Total		908	1153						2061
Percent		44.1%	55.9%						
Peak	-	12:00	15:15	-	-	-	-	-	16:00
Vol.	-	136	187	-	-	-	-	-	282
P.H.F.		0.829	0.882						0.860
Grand Total		1703	1618						3321
Percent		51.3%	48.7%						
ADT		ADT 3,321	AADT 3,321						

Left Turn Warrants

No.	Intersection	Movement	Speed	PHF	number of through lanes	Va	LT Volume	Vo	number of intersection legs	ODOT Volume	ODOT Criteria Met?
Westbound											
1	SE Willard St	LT	25	0.71	1	153	0	55	3	208	No
2	SE 26th Ave	LT	25	0.73	1	152	9	104	3	256	No
3	SE 27th Ave	LT	25	0.83	1	245	0	87	3	332	No
4	SE 28th Ave	LT	25	0.84	1	248	4	119	3	367	No
5	SE 31st Pl	LT	30	0.84	1	239	9	124	3	363	No
6	SE 32nd Ave	LT	30	0.86	1	244	0	141	3	385	No
7	SE 33rd Pl	LT	30	0.85	1	242	0	142	3	384	No
8	SE 34th Ave/Oatfield Rd	LT	30	0.90	1	349	207	126	4	475	Yes
9	SE 35th Ave	LT	30	0.94	1	339	0	384	4	723	No
10	SE Guilford Dr	LT	30	0.91	1	339	2	391	3	730	No
Eastbound											
13	SE Willard St	LT	25	0.71	1	89	34	153	3	242	No
14	SE 26th Ave	LT	25	0.73	1	104	0	143	3	247	No
15	SE 27th Ave	LT	25	0.83	1	104	17	245	3	349	No
17	SE 28th Ave	LT	25	0.84	1	121	2	244	3	365	No
17	SE 31st Pl	LT	30	0.84	1	124	0	230	3	354	No
18	SE 32nd Ave	LT	30	0.86	1	141	0	244	3	385	No
19	SE 33rd Pl	LT	30	0.85	1	142	0	242	3	384	No
19	SE 34th Ave/Oatfield Rd	LT	30	0.90	1	147	21	142	4	289	No
20	SE 35th Ave	LT	30	0.94	1	421	37	339	4	760	Yes
21	SE Guilford Dr	LT	30	0.91	1	391	0	337	3	728	No

No.	Intersection	Movement	Speed	PHF	number of through lanes	Va	LT Volume	Vo	number of intersection legs	ODOT Volume	ODOT Criteria Met?
Westbound											No
1	SE Willard St	LT	25	0.87	1	104	0	152	3	256	No
2	SE 26th Ave	LT	25	0.87	1	118	14	189	3	307	No
3	SE 27th Ave	LT	25	0.88	1	146	0	173	3	319	No
4	SE 28th Ave	LT	25	0.93	1	164	7	206	3	370	No
5	SE 31st Pl	LT	30	0.94	1	183	16	229	3	412	No
6	SE 32nd Ave	LT	30	0.92	1	185	0	219	3	404	No
7	SE 33rd Pl	LT	30	0.94	1	200	14	228	3	428	No
8	SE 34th Ave/Oatfield Rd	LT	30	0.89	1	549	400	214	4	763	Yes
9	SE 35th Ave	LT	30	0.87	1	518	1	380	4	898	Consider
10	SE Guilford Dr	LT	30	0.97	1	527	10	397	3	924	Consider
Eastbound											
11	SE Willard St	LT	25	0.87	1	165	13	104	3	269	No
12	SE 26th Ave	LT	25	0.87	1	188	0	104	3	292	No
13	SE 27th Ave	LT	25	0.88	1	187	14	146	3	333	No
14	SE 28th Ave	LT	25	0.93	1	235	29	157	3	392	No
15	SE 31st Pl	LT	30	0.94	1	229	0	167	3	396	No
16	SE 32nd Ave	LT	30	0.92	1	223	4	185	3	408	No
17	SE 33rd Pl	LT	30	0.94	1	228	0	186	3	414	No
18	SE 34th Ave/Oatfield Rd	LT	30	0.89	1	237	23	149	4	386	No
19	SE 35th Ave	LT	30	0.87	1	407	27	517	4	924	Yes
20	SE Guilford Dr	LT	30	0.97	1	397	0	517	3	914	No

ODOT Collision Data Summary

Lake Road Crash Data (2013-2017) source: ODOT

Segments	Crash Type								Total
	Rear-end	Sideswipe-Overtaking	Sideswipe- Meeting	Fixed Object	Turning	Pedestrian	Non Collision	Backing	
SE Willard St to SE 26th Ave	1			1					2
SE 26th Ave to SE 27th Ave									0
SE 27th Ave to SE 28th Ave									0
SE 28th Ave to SE 31st Pl									0
SE 31st Pl to SE 32nd Ave									0
SE 32nd Ave to SE 33rd Pl									0
SE 33rd Pl to SE 34th Ave									0
SE 34th Ave to SE 35th Ave									0
SE 35th Ave to SE Guilford Dr									0

Segments	Crash Severity					Total
	PDO	Minor Injury (C)	Moderate Injury (B)	Severe Injury (A)	Fatal	
SE Willard St to SE 26th Ave	2					2
SE 26th Ave to SE 27th Ave						0
SE 27th Ave to SE 28th Ave						0
SE 28th Ave to SE 31st Pl						0
SE 31st Pl to SE 32nd Ave						0
SE 32nd Ave to SE 33rd Pl						0
SE 33rd Pl to SE 34th Ave						0
SE 34th Ave to SE 35th Ave						0
SE 35th Ave to SE Guilford Dr						0

Intersections	Crash Type					Total
	Rear-end	Turning	Angle	Fixed	Non Collision	
SE Willard St						0
SE 26th Ave				1		1
SE 27th Ave		1				1
SE 28th Ave						0
SE 31st Pl	1			1		2
SE 32nd Ave						0
SE 33rd Pl	1					1
SE 34th Ave	2	1		1		4
SE 35th Ave	2	2	1			5
SE Guilford Dr						0

Intersections	Crash Severity					Total
	PDO	Minor Injury (C)	Moderate Injury (B)	Severe Injury (A)	Fatal	
SE Willard St						0
SE 26th Ave			1			1
SE 27th Ave	1					1
SE 28th Ave						0
SE 31st Pl		1	1			2
SE 32nd Ave						0
SE 33rd Pl		1				1
SE 34th Ave	1	2		1		4
SE 35th Ave	3	2				5
SE Guilford Dr						0