

**MILWAUKIE BUILDING DIVISION**  
10501 SE Main St  
Milwaukie OR 97222  
503.786.7623  
building@milwaukieoregon.gov

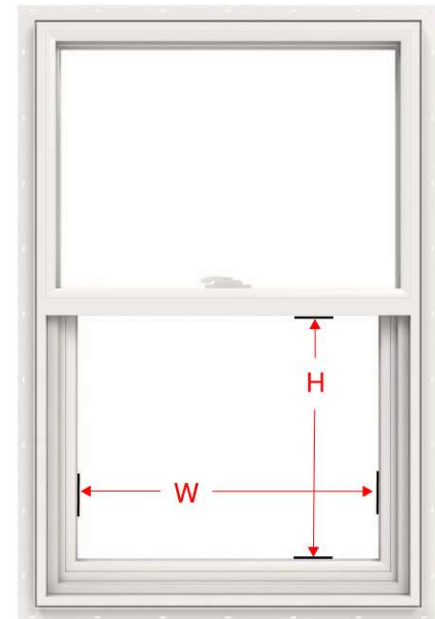

# EMERGENCY ESCAPE & RESCUE OPENINGS (EGRESS WINDOWS)

Emergency escape and rescue openings (also known as egress windows) are required for the safety of building occupants. Egress window requirements are set not only to allow occupants room to escape, but also to allow firefighters in full gear to enter. Providing your window information up front during the plan review stage will help ensure a quicker review time (fewer revisions) and save you from purchasing windows that won't meet code.

Oregon Residential Specialty Code (ORSC), Section R310 **window** requirements:

- Window opening not less than 5.7 square feet
- Net clear height opening not less than 24 inches
- Net clear width of opening not less than 20 inches
- Normal operation from the inside
- Window sill height not more than 44 inches

Measurement examples:



**Dimensions are of the net clear opening of the window, not the window itself. Trim and any other obstructions should not be included in your measurements.**

Window opening stops such as sash stops are not allowed on egress windows. An exception would be for window fall protection as per ORSC R312.2. Fall protection control devices (once released) shall not reduce the minimum net clear opening of the window.

Casement windows are a good option to make the openable area larger without changing the actual size of the window.


Plans should always indicate the type of window, and measurements (both width/height) of the net clear opening.



Window sill height is measured from the floor to the window opening

Oregon Residential Specialty Code (ORSC), Section R310 **window well** requirements:

- Not less than 9 square feet in size
- Not less than 36 inches wide (each way)
- Shall allow window to be fully opened
- Wells over 44 inches deep require a ladder (see ORSC R310.2.3.1 for ladder specs)



Window Types:



Picture



Single Hung



Double Hung



Awning Transom



Double Casement



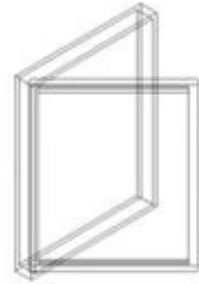
Glider



Hopper Transom



Pass Through



Single Casement



Single Hopper



Single Awning



Vertical Pivot



Horizontal Pivot



Uneven Single Hung



Uneven Double Hung