



# BUILDING SAFETY MONTH



Being a code official means that you make sure buildings are built safe and strong. Fill out this activity book to learn what to do to keep you and your family safe, aware and prepared. When you finish the book, you will earn the title of Junior Code Official. Good luck!



The [International Code Council](https://www.icc-slc.org/) is a member-focused association dedicated to developing model codes and standards used in the design, build and compliance process to construct safe, sustainable, affordable and resilient structures. Most U.S. communities and many global markets [choose the International Codes](https://www.icc-slc.org/).

MORE INFORMATION: 1.888.ICC.SAFE | [WWW.BUILDINGSAFETYMONTH.ORG](https://www.buildingsafetymonth.org)




# CROSSWORD PUZZLE

Help solve this puzzle and learn how to live green. Be sure to have your parents help out.

## WORDS

- WATER
- DONATE
- ELECTRONIC
- LITTERING
- LIGHTS
- RECYCLE
- CONSERVE
- REDUCE
- WASTE
- COLD
- PLASTIC
- BULBS
- REUSE
- BATH



## ACROSS

1. When you use something less often, you \_\_\_\_\_ your use.
3. Use Energy Star light \_\_\_\_\_ to save and conserve energy.
5. To \_\_\_\_\_ energy is one way to use electricity wisely.
6. If you do not use resources wisely, you \_\_\_\_\_ them.
8. One way to conserve is to turn off the \_\_\_\_\_ while brushing your teeth.
10. Be sure to turn off the \_\_\_\_\_ when you leave a room.
12. Be sure to turn off all DVD players, video games, TV's, computers and other \_\_\_\_\_ devices when not in use.
13. One way to recycle is to \_\_\_\_\_ used items to charity instead of throwing them away.

## DOWN

1. \_\_\_\_\_ means finding a new use for something instead of throwing it away.
2. Try using a reusable bag when shopping instead of using a \_\_\_\_\_ bag.
4. When you use something more than once, you \_\_\_\_\_ it.
7. Save water by taking a shower instead of a \_\_\_\_\_.
9. Throwing trash on the ground is called \_\_\_\_\_. Always throw trash in a can or recycle bin.
11. Use \_\_\_\_\_ water instead of hot when you help mom and dad with the laundry.

ANSWERS  
 ACROSS: 1.Reduce 3.Bulbs 5.Conserve 6.Waste 8.Water 10.Lights  
 12.Electronic 13.Donate  
 DOWN: 1.Recycle 2.Plastic 4.Reuse 7.Bath 9.Littering 11.Cold

# SAFETY SEARCH



U E G U O D H O N D A W  
S S E O D A N R O T R Q  
D H A V I D D O H R R Z  
N R R L U N L U E S G O  
I F T D R F R I A T N O  
W R H O L R O T T I I R  
E R Q R I W G G W I N I  
R L U C A Q W E A H T N  
E L A E E I N T V A H O  
V N K A R T E I E N G Q  
E Z E E R F R E T N I W  
S W I L D F I R E T L L

Can you find the following natural disasters and weather perils in the word search?

- |                                     |                                       |  |
|-------------------------------------|---------------------------------------|--|
| <input type="checkbox"/> EARTHQUAKE | <input type="checkbox"/> LIGHTNING    | <input type="checkbox"/> TORNADOES     |
| <input type="checkbox"/> HURRICANE  | <input type="checkbox"/> HAIL         | <input type="checkbox"/> WINTER FREEZE |
| <input type="checkbox"/> WILDFIRE   | <input type="checkbox"/> SEVERE WINDS |  |
| <input type="checkbox"/> FLOOD      | <input type="checkbox"/> HEAT WAVE    |  |



# SAFETY SCRAMBLE

Unscramble the pictures below.

Be sure to talk with your parents for safety rules on using the pictured items.



GNIDVIDBRAO

---

LILGR

---


IREFREITHXGUINSE

---



EDALDR

---



MSMGIWINOLOP

---












ANSWERS : Diving Board, Grill, Fire Extinguisher, Swimming Pool, Ladder

# SAFETY KIT FUN

Be sure to always have a safety kit around the house in case of bad weather. Circle 10 items to include in the kit.



ANSWERS : Radio, Money, Dog Food, Important Documents, Water, Canned Food, Flashlight, Band-Aids

# FIRE ESCAPE

Always have a plan for escape in case of a fire. Find a way to exit safely out of the home.



[www.BUILDINGSAFETYMONTH.org](http://www.BUILDINGSAFETYMONTH.org)

Copyright ©2020 by International Code Council



# FIRE DANGER FIND

This bedroom looks **DANGEROUS!!!** Help make hazardous rooms safer. Circle 8 dangers which may cause a fire or make it hard to escape.



Great Job!

1. Matches on the floor on top of the newspaper.
2. Lamp without lampshade in contact with curtains.
3. A candle burning unattended directly under clothing.
4. Cords coming out of the light fixtures.
5. Iron left on.
6. Too many electronics tangled together in outlet.
7. Space heater is covered with a blanket.
8. Security bars across window.

ANSWERS

[www.BUILDINGSAFETYMONTH.org](http://www.BUILDINGSAFETYMONTH.org)

Copyright ©2020 by International Code Council







This certificate is presented to:

For successfully completing their

## JUNIOR CODE OFFICIAL TRAINING

on this \_\_\_\_\_

day of \_\_\_\_\_



INTERNATIONAL  
CODE  
COUNCIL®

