

# Opioid Litigation Settlement: *Using Evidence to Lead Action*

April 4, 2023

Apryl Herron, MPH

Clackamas County Public Health Division

Elizabeth White, MPA

Clackamas County Children, Family & Community  
Connections

# Agenda

- Review Impact of the Opioid Crisis
- Provide Settlement Agreement Background
- Overview of County Framework to Guide Investments
- Questions

# Lifting Up Our Community

- Clackamas County and Cities will receive funding from the National Opioid Settlement to mitigate harms associated with the opioid and other drug crisis.
- New funding provides an opportunity to make strategic investments in evidence-based approaches that **strengthen our communities, prevent opioid misuse and stem the rising number of overdose deaths.**

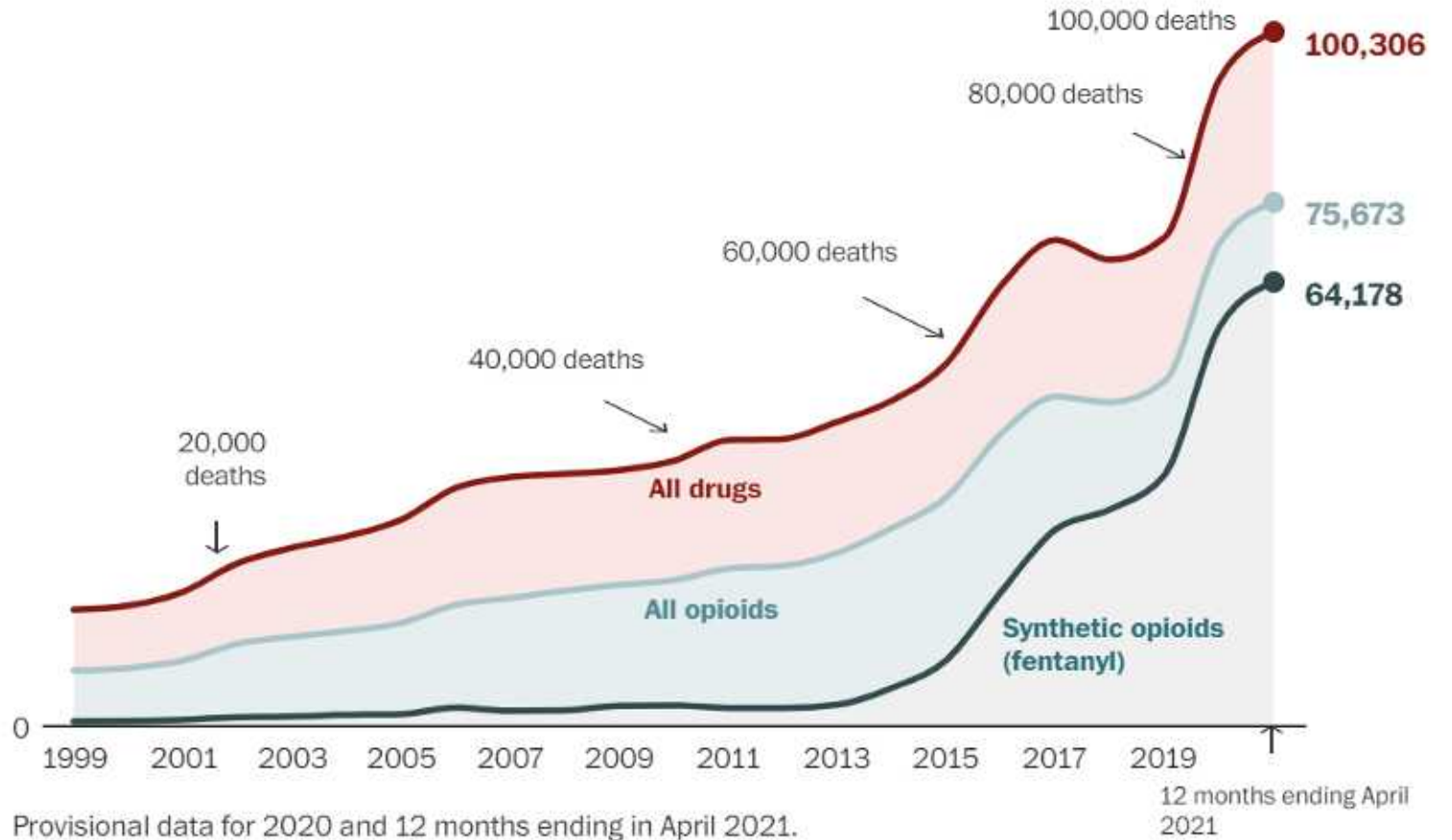




# National Opioid Crisis

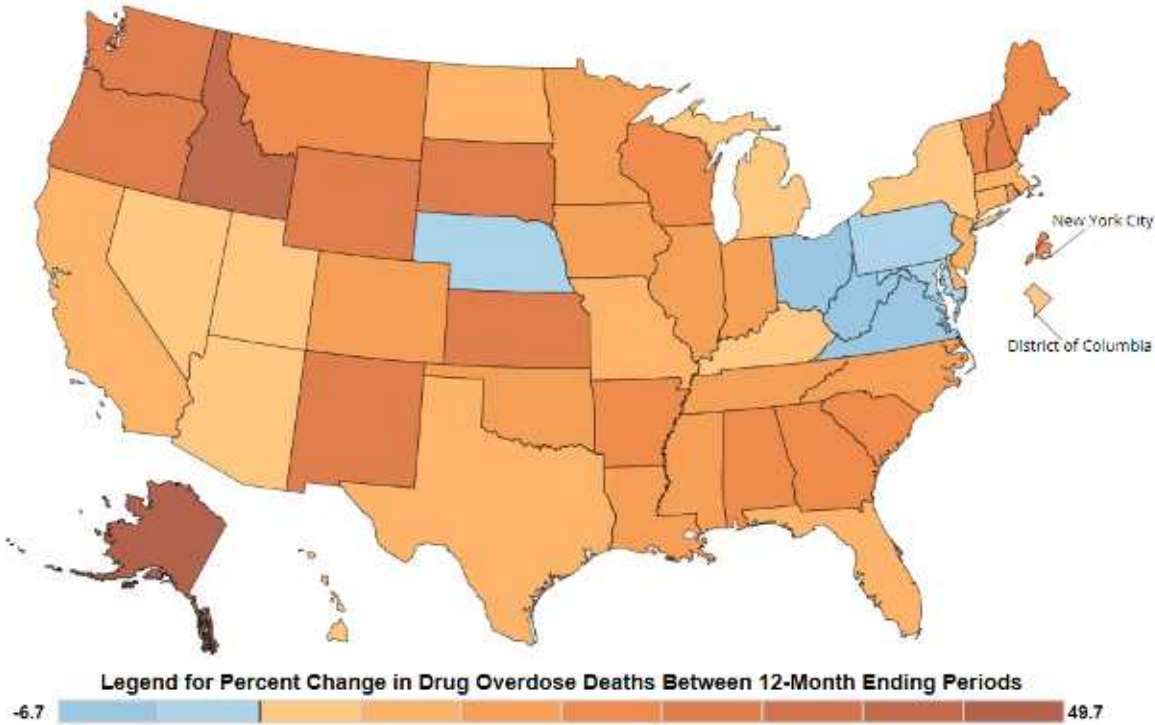
- Over **100,000** people died as a result of the overdose epidemic from April 2020 to April 2021.
- Approximately **75,000** of those deaths involved opioids, most of which were due to synthetic opioids such as fentanyl.

U.S. drug overdose deaths per year



# Local Impact

Oregon saw a 26.09% increase in ALL overdose deaths- March 2021-March 2022.



CDC, Center for Health Statistics, Vital Statistics Rapid Release (VSRR) program: <https://emergency.cdc.gov/han/2020/han00438.asp>

## Alcohol and Drug Addiction Worsens in Oregon- Deaths soar during pandemic

- Oregon now ranks 2nd in the country for substance use disorders
- Oregon fell to 50th in access to treatment,
- Oregon ranks 1st in prescription opioid misuse
- Oregon ranks 1st in methamphetamine use

[National Survey on Drug Use and Health](#), conducted by the Substance Abuse and Mental Health Services Administration (SAMHSA), 2020



# Using Data to Inform Decisions

Public Health staff maintain a substance use data dashboard that includes key indicators of opioid harm. These numbers describe some, but not all, of the impact of opioids on the people of our county.

Data can be used to identify populations and areas of the county most impacted. Data collected includes:

- **Overdose deaths** involving opioids
- **Emergency Department (ED) visits** for overdose
- Non-fatal overdoses that involve **illicit drugs, such as heroin, fentanyl and meth**
- The rate of **prescriptions for opioids**



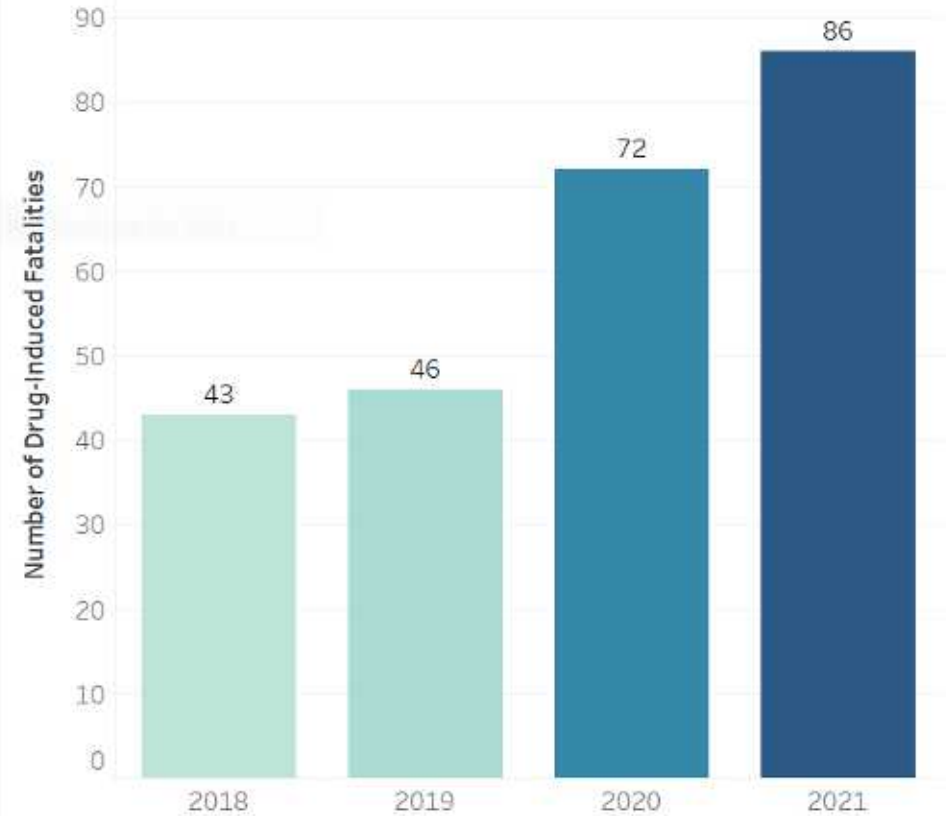
# Local Impact

Clackamas County saw a 87% increase in drug-related deaths from 2019 (46) to 2021 (86).

Source: CDC Wonder, Vital Statistics  
Created by: Clackamas County Public Health Division  
Data are provisional and subject to change

## Number of Drug-Induced Fatalities in Clackamas County by Year

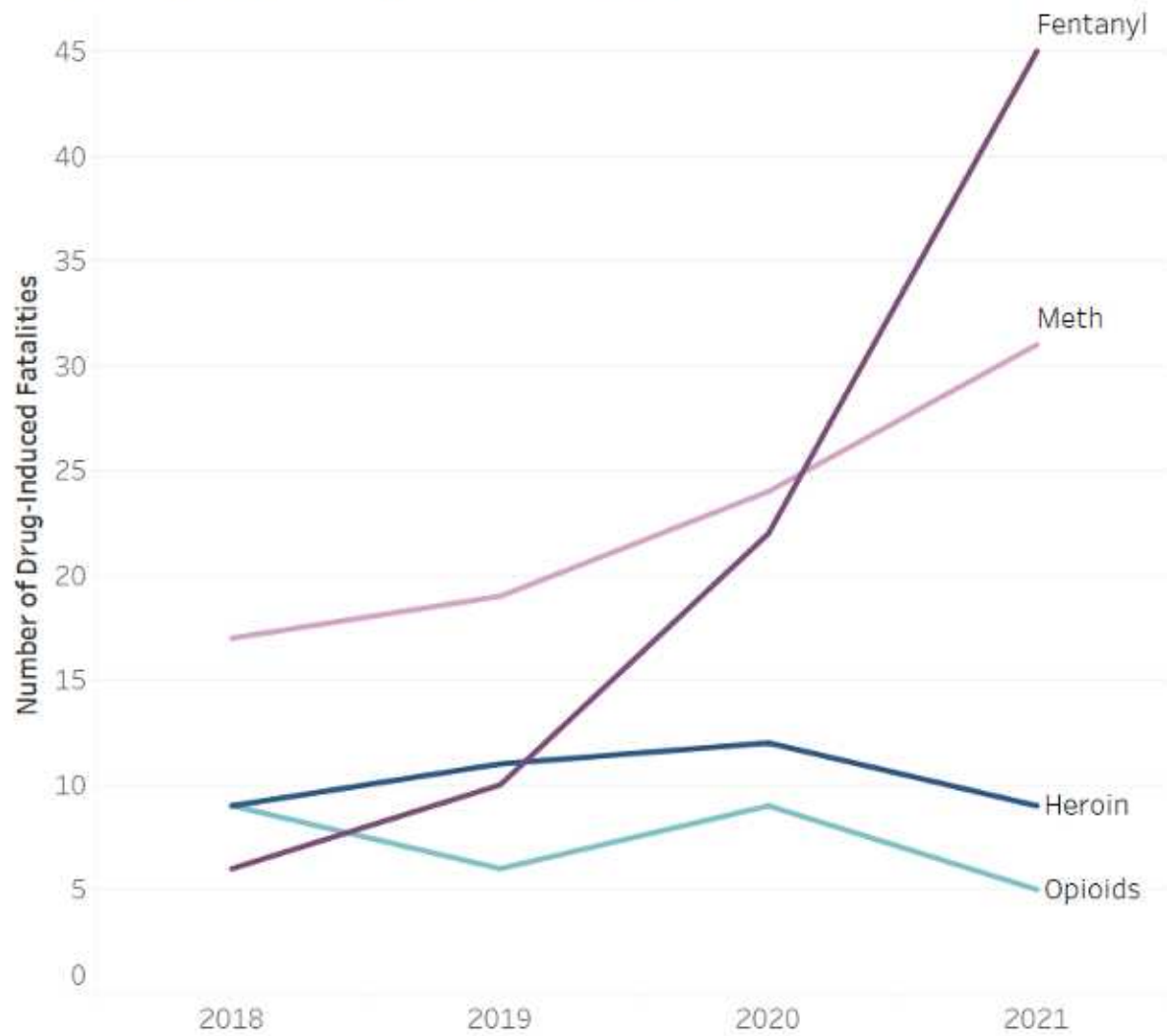
Source: CDC Wonder, Vital Statistics  
Created by: Clackamas County Public Health Division



# Number of Yearly Drug-Induced Fatalities in Clackamas County by Drug Type

Source: CDC Wonder, Vital Statistics

Created by: Clackamas County Public Health Division



Measure Names

- Fentanyl
- Heroin
- Meth
- Opioids



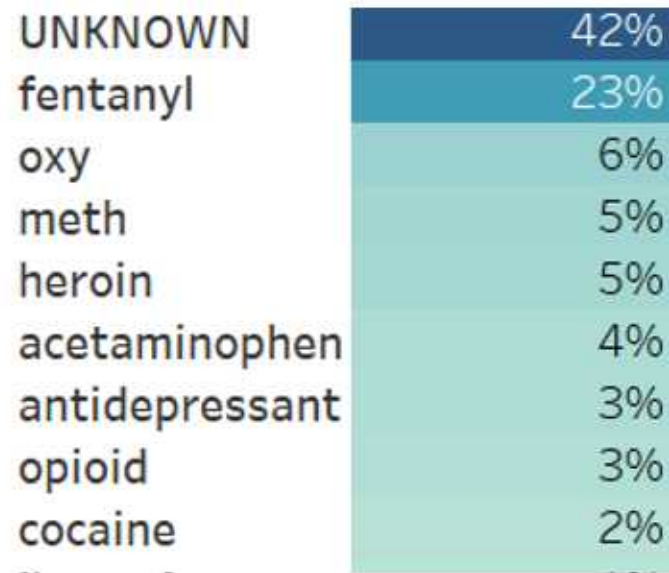
# Local Impact

Overdose-Related 911 Calls via FirstWatch  
By City January 2022 – March, 2023

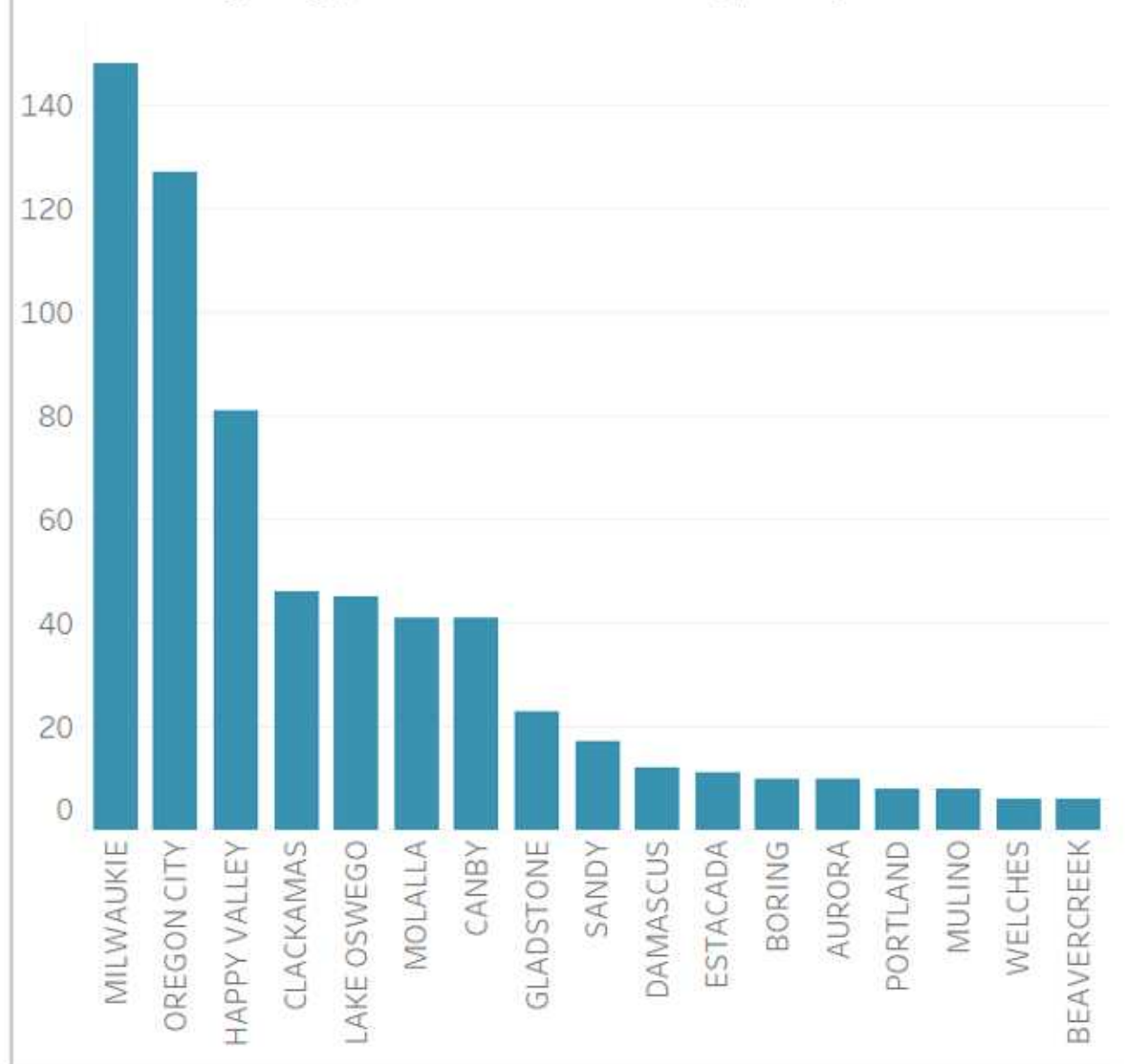
Source: FirstWatch

Created by Clackamas County Public Health Division

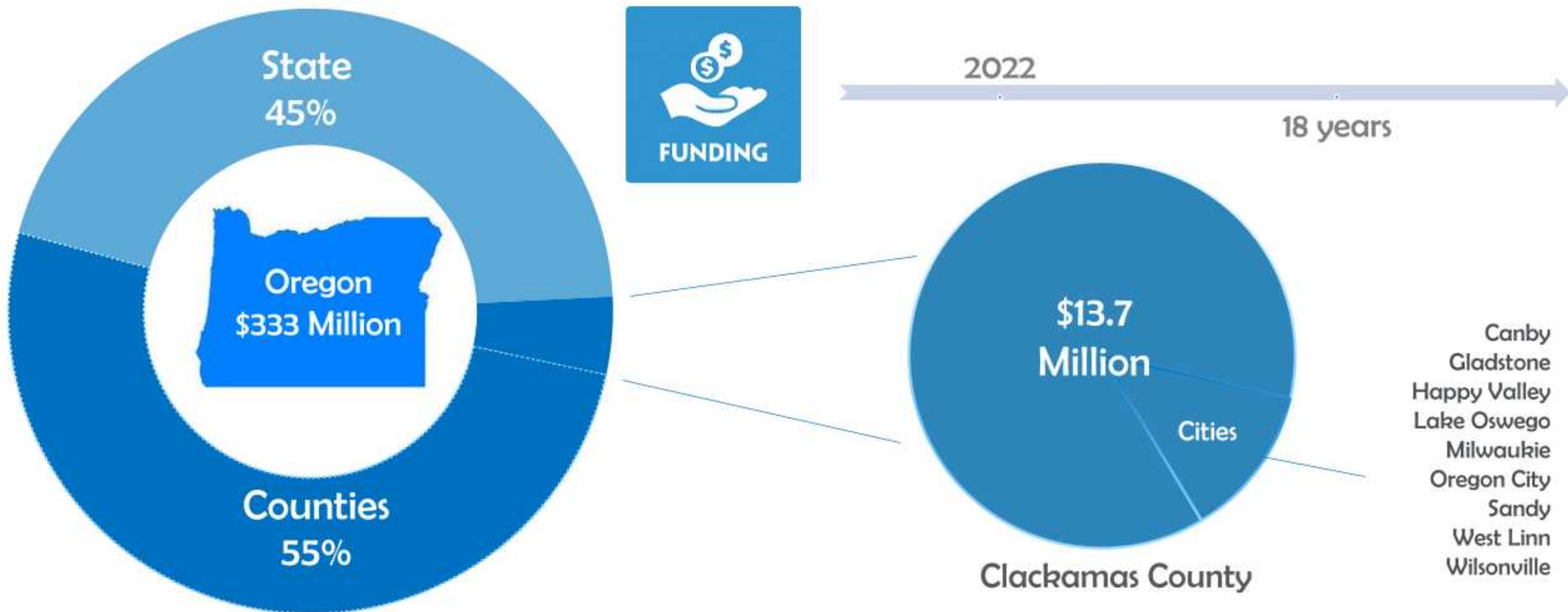
## % of Calls by Drug Type



# of Calls by City (cities with less than 5 calls suppressed)



# Settlement Agreement Background



# Allowable Uses of Settlement Funding

---

The Exhibit E of the Settlement Agreement identifies **nine core abatement strategies**:

- 1) Targeted naloxone distribution
- 2) Criminal justice interventions
- 3) Medication for Opioid Use Disorder
- 4) Enrich prevention strategies
- 5) Linkage to Syringe Exchange programs
- 6) Healthcare system interventions
- 7) Warm hand-off program and recovery support
- 8) Data collection and research
- 9) Treatment during pregnancy & postpartum period



# Opioid Settlement Framework:

Evidence



Assess gaps in prevention, treatment, harm reduction and recovery to lift up disparities

Collaboration



Engage communities to identify funding priorities

Stakeholder recommendations inform funding distribution

Transparency



Annual report on investments and lives saved

# Support to Cities

---

- **Inform investments**
  - Assessment findings & data
    - **Identify gap & needs**
  - Share evidence-based programs/practices
- **Maximize investments**
  - Coordinate aligned activities to build economies of scale
  - Strengthen local response through **collaborative investments**

# Questions?